

Menangle Race 1 Distance 1609m

Saturday, 7 February 2026

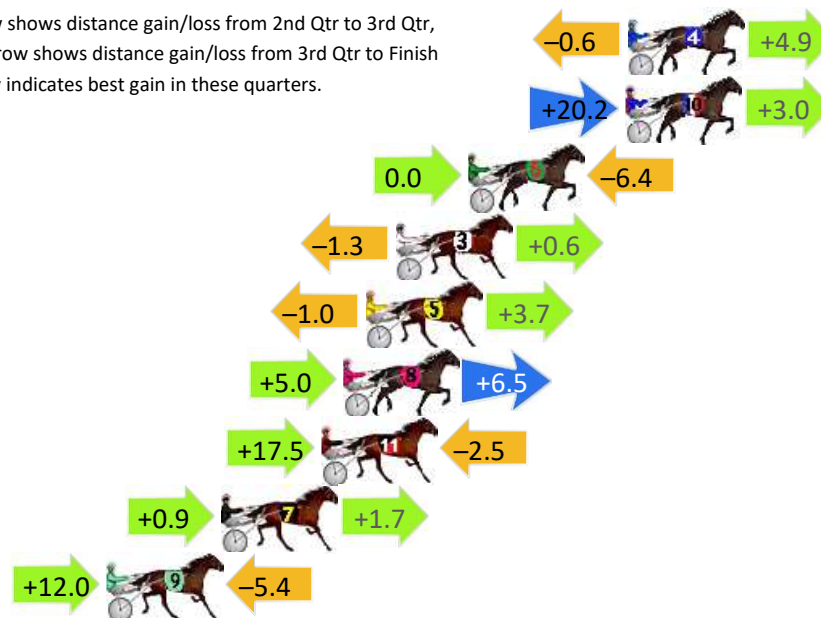
Gross Time: 1:50.50 MileRate: 1:50.50 LeadTime: 0.00s First Qtr: 27.00s Second Qtr: 28.10s Third Qtr: 28.60s Fourth Qtr: 26.80s

DATA TABLE: 800 / 400 Posi's are position from leader and (how wide the horse was at that position)

No	Horse	Plc	Mar	800 Posi	400 Posi	Time	3rd Qtr	4th Qt
4	PERFECT STRANGER	1	0.0m	4.3m (0)	4.9m (0)	1:50.50	28.64s	26.46s
10	COASTAL DRIVE	2	0.1m	23.3m (1)	3.1m (1)	1:50.51	27.19s	26.59s
6	SINABUN	3	6.4m	0.0m (0)	0.0m (0)	1:50.95	28.60s	27.25s
3	LOVE LOU	4	9.3m	8.6m (0)	9.9m (0)	1:51.16	28.68s	26.78s
5	CATCHAFIRE	5	10.5m	13.2m (0)	14.2m (1)	1:51.24	28.65s	26.57s
8	LETS TURN IT ON	6	11.4m	22.9m (0)	17.9m (1)	1:51.31	28.23s	26.37s
11	APPLIED	7	12.3m	27.3m (1)	9.8m (1)	1:51.37	27.37s	26.99s
7	BETTERTHANFEDERE R	8	16.3m	18.9m (0)	18.0m (0)	1:51.65	28.52s	26.71s
9	ALWAYSBMINNIE	9	20.9m	27.5m (0)	15.5m (2)	1:51.98	27.75s	27.21s

Finish Position and metres gained

First Arrow shows distance gain/loss from 2nd Qtr to 3rd Qtr,
Second Arrow shows distance gain/loss from 3rd Qtr to Finish
Blue arrow indicates best gain in these quarters.



800

Visual positions in race at 2nd Quarter



400

Visual positions in race at 3rd Quarter



Powered by



Harness Analyser

Sectional Analysis Software

Not just form | Free Trial

www.facebook.com/PJHarnessRacing



RISE Digital, Harness Racing Australia nor the provider accepts any responsibility for the completeness or accuracy of any of the information contained herein, and makes no representations about its suitability for any particular purpose. Users should make their own judgements about those matters and/or seek independent advice. You assume all risks associated with use of data provided on this page

Menangle Race 2 Distance 1609m

Saturday, 7 February 2026


Gross Time: 1:50.60 MileRate: 1:50.60 LeadTime: 0.00s First Qtr: 27.10s Second Qtr: 29.30s Third Qtr: 27.20s Fourth Qtr: 27.00s

DATA TABLE: 800 / 400 Posi's are position from leader and (how wide the horse was at that position)

No	Horse	Plc	Mar	800 Posi	400 Posi	Time	3rd Qtr	4th Qt
5	STILL ROLLIN	1	0.0m	3.1m (1)	3.8m (1)	1:50.60	27.25s	26.75s
7	JAY OK	2	0.2m	16.9m (0)	18.0m (1)	1:50.61	27.27s	25.80s
1	DOUBLE LOU	3	1.3m	0.0m (0)	0.0m (0)	1:50.69	27.20s	27.09s
8	ERUPT STRIDE	4	2.0m	4.7m (0)	4.8m (0)	1:50.74	27.20s	26.82s
6	OOGA CHAKA	5	2.4m	11.1m (1)	12.6m (2)	1:50.77	27.30s	26.32s
4	HES A MEISTER	6	3.0m	6.9m (1)	8.7m (2)	1:50.81	27.32s	26.63s
2	CLASSIC ELEGANCE	7	4.0m	8.9m (0)	8.9m (0)	1:50.88	27.20s	26.68s
3	DUKES CHOICE	8	5.8m	12.7m (0)	13.1m (0)	1:51.01	27.22s	26.53s
10	ROCLEA IMAGE	9	9.4m	21.3m (0)	20.0m (2)	1:51.27	27.11s	26.32s
9	VAN BASTEN	10	15.2m	15.8m (1)	16.7m (3)	1:51.68	27.25s	26.96s


Finish Position and metres gained

First Arrow shows distance gain/loss from 2nd Qtr to 3rd Qtr,
Second Arrow shows distance gain/loss from 3rd Qtr to Finish
Blue arrow indicates best gain in these quarters.



800

Visual positions in race at 2nd Quarter



400

Visual positions in race at 3rd Quarter



Powered by



Harness Analyser

Sectional Analysis Software

Not just form | Free Trial

www.facebook.com/PJHarnessRacing



RISE Digital, Harness Racing Australia nor the provider accepts any responsibility for the completeness or accuracy of any of the information contained herein, and makes no representations about its suitability for any particular purpose. Users should make their own judgements about those matters and/or seek independent advice. You assume all risks associated with use of data provided on this page

Menangle Race 3 Distance 2300m

Saturday, 7 February 2026



Gross Time: 2:45.30 MileRate: 1:55.60 LeadTime: 49.60s First Qtr: 30.30s Second Qtr: 30.20s Third Qtr: 28.30s Fourth Qtr: 26.90s

DATA TABLE: 800 / 400 Posi's are position from leader and (how wide the horse was at that position)

No	Horse	Plc	Mar	800 Posi	400 Posi	Time	3rd Qtr	4th Qt
2	FUGITIVE	1	0.0m	4.0m (0)	3.8m (0)	2:45.30	28.28s	26.64s
9	GIPSY PRINCESS	2	0.2m	11.8m (1)	11.8m (2)	2:45.31	28.28s	26.11s
10	THALASSOPHOBIA	3	4.3m	8.0m (0)	7.3m (0)	2:45.60	28.24s	26.70s
8	HEEZA MALTEEZA	4	6.4m	0.0m (0)	0.0m (0)	2:45.75	28.30s	27.35s
5	MESSERATI	5	6.7m	7.5m (1)	7.2m (1)	2:45.77	28.27s	26.88s
4	MONTEFIORE	6	7.7m	3.3m (1)	3.4m (1)	2:45.85	28.31s	27.21s
11	HUGO MAGUIRE	7	8.0m	15.8m (1)	15.6m (2)	2:45.87	28.26s	26.40s
7	KING TIGER	8	10.0m	11.7m (0)	11.1m (0)	2:46.01	28.24s	26.85s
3	RED REACTOR	9	17.2m	20.0m (1)	18.1m (3)	2:46.52	28.13s	26.88s
1	BETTING RANGER	10	19.0m	15.9m (0)	15.5m (0)	2:46.65	28.24s	27.19s

Finish Position and metres gained

First Arrow shows distance gain/loss from 2nd Qtr to 3rd Qtr,
Second Arrow shows distance gain/loss from 3rd Qtr to Finish
Blue arrow indicates best gain in these quarters.



800

Visual positions in race at 2nd Quarter



400

Visual positions in race at 3rd Quarter



Powered by



Harness Analyser

Sectional Analysis Software

Not just form | Free Trial

www.facebook.com/PJHarnessRacing



RISE Digital, Harness Racing Australia nor the provider accepts any responsibility for the completeness or accuracy of any of the information contained herein, and makes no representations about its suitability for any particular purpose. Users should make their own judgements about those matters and/or seek independent advice. You assume all risks associated with use of data provided on this page

Menangle Race 4 Distance 1609m

Saturday, 7 February 2026


Gross Time: 1:52.10 MileRate: 1:52.10 LeadTime: 0.00s First Qtr: 27.00s Second Qtr: 28.90s Third Qtr: 29.10s Fourth Qtr: 27.10s

DATA TABLE: 800 / 400 Posi's are position from leader and (how wide the horse was at that position)

NoHorse	Plc	Mar	800 Posi	400 Posi	Time	3rd Qtr	4th Qt
6 LEXYS ON SONG	1	0.0m	0.0m (0)	0.0m (0)	1:52.10	29.10s	27.10s
1 HIGHLANDS WARRIOR	2	6.0m	4.5m (0)	4.6m (0)	1:52.53	29.10s	27.21s
7 BORROWED TIME	3	7.9m	1.5m (1)	1.6m (1)	1:52.66	29.11s	27.55s
4 KING BOBBIE	4	14.7m	16.8m (1)	15.7m (1)	1:53.15	28.99s	27.06s
2 WATCH CARINAS LASS	5	15.4m	8.9m (0)	8.9m (0)	1:53.20	29.08s	27.58s
3 JAKOB	6	16.3m	7.6m (1)	7.1m (1)	1:53.26	29.05s	27.77s
8 OHWHATIWOULDGI VE	7	18.1m	21.3m (1)	20.3m (1)	1:53.39	28.99s	26.98s
12 SWEET ROCKY	8	19.0m	15.6m (0)	12.9m (0)	1:53.46	28.88s	27.56s
9 ONTHADARKSIDE	9	19.5m	26.0m (1)	24.3m (1)	1:53.49	28.93s	26.80s
5 SPUNKYS GOTSECRETS	10	21.4m	12.1m (1)	11.4m (1)	1:53.63	29.03s	27.83s

Finish Position and metres gained

First Arrow shows distance gain/loss from 2nd Qtr to 3rd Qtr,
Second Arrow shows distance gain/loss from 3rd Qtr to Finish
Blue arrow indicates best gain in these quarters.



800

Visual positions in race at 2nd Quarter



400

Visual positions in race at 3rd Quarter



Menangle Race 5 Distance 1609m

Saturday, 7 February 2026



Gross Time: 1:49.30 MileRate: 1:49.30 LeadTime: 0.00s First Qtr: 27.10s Second Qtr: 29.20s Third Qtr: 27.60s Fourth Qtr: 25.40s

DATA TABLE: 800 / 400 Posi's are position from leader and (how wide the horse was at that position)

No	Horse	Plc	Mar	800 Posi	400 Posi	Time	3rd Qtr	4th Qt
11	HI MANAMEISJEFF	1	0.0m	4.1m (0)	4.3m (0)	1:49.30	27.60s	25.12s
2	DON HUGO	2	0.8m	0.0m (0)	0.0m (0)	1:49.35	27.60s	25.45s
3	KINGMAKER	3	13.8m	13.1m (0)	12.8m (0)	1:50.23	27.54s	25.49s
1	REGAZZO DI TILLY	4	15.2m	8.2m (0)	8.5m (0)	1:50.32	27.60s	25.86s
4	HELLUVA	5	16.2m	22.2m (0)	19.7m (1)	1:50.39	27.37s	25.19s
5	LUX AETERNA	6	17.8m	17.5m (0)	15.4m (1)	1:50.50	27.41s	25.58s
7	UBETCHA TIGERPIE	7	28.8m	40.8m (0)	38.3m (0)	1:51.23	27.32s	24.81s
6	WHERE'S THE GOLD	8	30.6m	28.0m (0)	24.9m (0)	1:51.35	27.32s	25.81s
9	KANENA PROVLIMA	9	31.0m	36.4m (0)	34.0m (0)	1:51.38	27.34s	25.24s
10	HORN PLAYER	10	39.8m	32.1m (0)	30.6m (1)	1:51.97	27.41s	26.06s

Finish Position and metres gained

First Arrow shows distance gain/loss from 2nd Qtr to 3rd Qtr, Second Arrow shows distance gain/loss from 3rd Qtr to Finish
Blue arrow indicates best gain in these quarters.



Menangle Race 6 Distance 1609m

Saturday, 7 February 2026

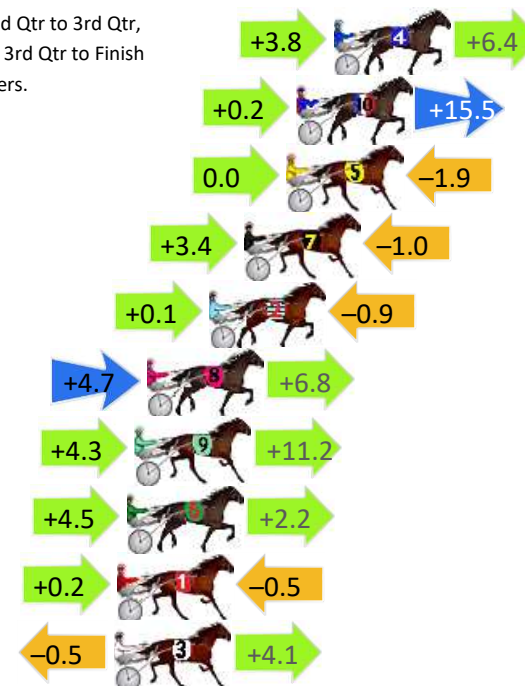
Gross Time: 1:53.20 MileRate: 1:53.20 LeadTime: 0.00s First Qtr: 27.30s Second Qtr: 31.10s Third Qtr: 28.60s Fourth Qtr: 26.20s

DATA TABLE: 800 / 400 Posi's are position from leader and (how wide the horse was at that position)

No	Horse	Plc	Mar	800 Posi	400 Posi	Time	3rd Qtr	4th Qt
4	SKY BLU	1	0.0m	10.2m (1)	6.4m (1)	1:53.20	28.31s	25.77s
10	THE ANSWER	2	1.5m	17.2m (0)	17.0m (0)	1:53.30	28.54s	25.14s
5	DRAW A DREAM	3	1.9m	0.0m (0)	0.0m (0)	1:53.33	28.60s	26.33s
7	MISSAUDACIOUS	4	3.6m	6.0m (1)	2.6m (1)	1:53.45	28.35s	26.27s
2	IDEAL IN DREAMS	5	5.0m	4.2m (0)	4.1m (0)	1:53.55	28.58s	26.27s
8	PRECISE	6	7.5m	19.0m (1)	14.3m (1)	1:53.72	28.23s	25.74s
9	THE VICAR OF DIBLEY	7	8.0m	23.5m (1)	19.2m (2)	1:53.75	28.24s	25.45s
6	SALLY BIGTIME	8	8.3m	15.0m (1)	10.5m (1)	1:53.77	28.25s	26.06s
1	CHARLIES ACE	9	8.7m	8.4m (0)	8.2m (0)	1:53.80	28.56s	26.24s
3	PET KITTY	10	8.8m	12.4m (0)	12.9m (0)	1:53.81	28.60s	25.93s

Finish Position and metres gained

First Arrow shows distance gain/loss from 2nd Qtr to 3rd Qtr,
Second Arrow shows distance gain/loss from 3rd Qtr to Finish
Blue arrow indicates best gain in these quarters.



Visual positions in race at 2nd Quarter



Visual positions in race at 3rd Quarter

Menangle Race 7 Distance 1609m

Saturday, 7 February 2026




Gross Time: 1:51.00 MileRate: 1:51.00 LeadTime: 0.00s First Qtr: 26.60s Second Qtr: 29.50s Third Qtr: 28.40s Fourth Qtr: 26.50s

DATA TABLE: 800 / 400 Posi's are position from leader and (how wide the horse was at that position)

NoHorse	Plc	Mar	800 Posi	400 Posi	Time	3rd Qtr	4th Qt
9 CAPTAIN BELLASARIO	1	0.0m	16.8m (1)	11.0m (2)	1:51.00	27.96s	25.75s
3 I BREAK THE LINE	2	0.5m	0.0m (0)	0.0m (0)	1:51.03	28.40s	26.53s
1 HAVEYOUCHECKEDIN	3	4.1m	9.1m (0)	9.4m (0)	1:51.29	28.40s	26.15s
7 CATSEYE BEACH	4	6.7m	4.5m (0)	4.7m (0)	1:51.47	28.40s	26.65s
4 DOM TORETTO	5	6.9m	12.9m (1)	6.1m (1)	1:51.48	27.91s	26.57s
2 IDEAL MARQUESS	6	7.6m	13.0m (0)	13.8m (0)	1:51.53	28.42s	26.09s
10 FIRE FOX	7	8.1m	21.1m (1)	15.1m (2)	1:51.57	27.94s	26.04s
6 CASH AND BLING	8	13.7m	17.3m (0)	18.4m (1)	1:51.96	28.43s	26.20s
5 CAULONIA COURAGE	9	77.5m	43.4m (0)	51.3m (0)	1:56.42	28.84s	28.42s

Finish Position and metres gained

First Arrow shows distance gain/loss from 2nd Qtr to 3rd Qtr,
Second Arrow shows distance gain/loss from 3rd Qtr to Finish
Blue arrow indicates best gain in these quarters.



Menangle Race 8 Distance 1609m

Saturday, 7 February 2026


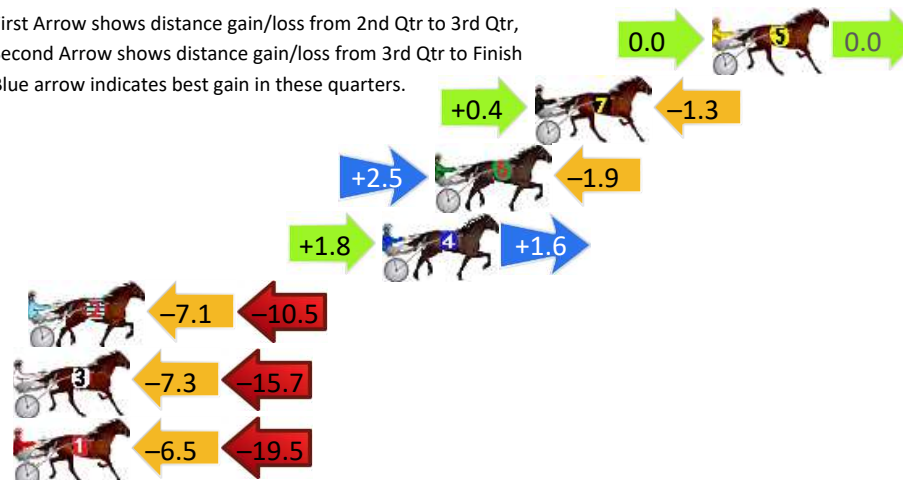
Gross Time: 1:53.00 MileRate: 1:53.00 LeadTime: 0.00s First Qtr: 28.00s Second Qtr: 29.70s Third Qtr: 27.90s Fourth Qtr: 27.40s

DATA TABLE: 800 / 400 Posi's are position from leader and (how wide the horse was at that position)

NoHorse	Plc	Mar	800 Posi	400 Posi	Time	3rd Qtr	4th Qt
5 WATTS UP PARTYTIME	1	0.0m	0.0m (0)	0.0m (0)	1:53.00	27.90s	27.40s
7 CONSTANTINOPLE	2	7.1m	6.2m (1)	5.8m (0)	1:53.51	27.87s	27.51s
6 LONDON TO A BRICK	3	11.1m	11.7m (1)	9.2m (1)	1:53.80	27.73s	27.57s
4 SPEEDY LOVER	4	13.2m	16.6m (1)	14.8m (1)	1:53.95	27.77s	27.34s
2 SUNNY GEE	5	27.4m	9.8m (0)	16.9m (0)	1:54.98	28.38s	28.22s
3 JUNGLE EYES	6	28.5m	5.5m (0)	12.8m (0)	1:55.06	28.40s	28.58s
1 AFFAIRE DE COVER	7	40.4m	14.4m (0)	20.9m (1)	1:55.91	28.33s	28.88s

Finish Position and metres gained

First Arrow shows distance gain/loss from 2nd Qtr to 3rd Qtr,
Second Arrow shows distance gain/loss from 3rd Qtr to Finish
Blue arrow indicates best gain in these quarters.



800

Visual positions in race at 2nd Quarter



400

Visual positions in race at 3rd Quarter



Powered by



Harness Analyser

Sectional Analysis Software

Not just form | Free Trial

www.facebook.com/PJHarnessRacing



RISE Digital, Harness Racing Australia nor the provider accepts any responsibility for the completeness or accuracy of any of the information contained herein, and makes no representations about its suitability for any particular purpose. Users should make their own judgements about those matters and/or seek independent advice. You assume all risks associated with use of data provided on this page