

# Canberra Race 1 Distance 1770m

Monday, 9 February 2026

Gross Time: 2:11.30

MileRate: 1:59.40

LeadTime: 11.30s

First Qtr: 30.70s

Second Qtr: 31.80s

Third Qtr: 29.00s

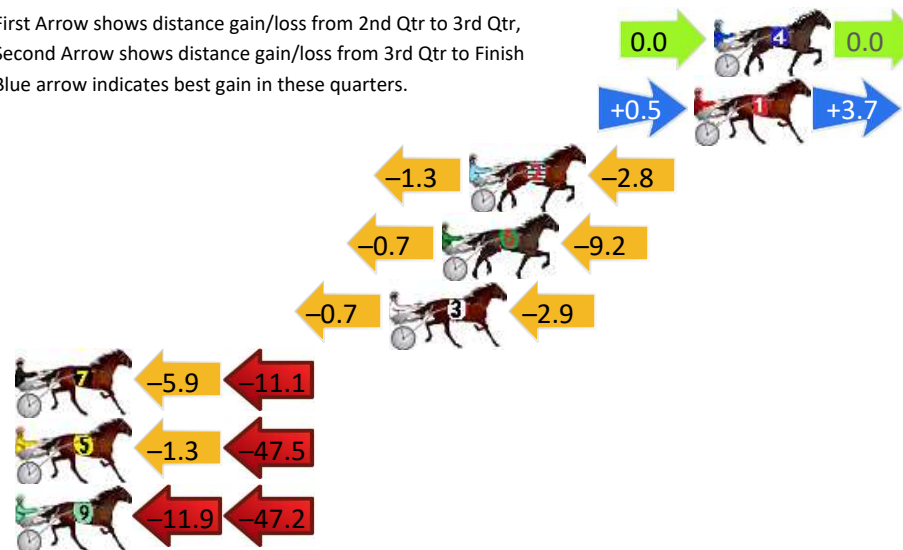
Fourth Qtr: 28.50s

DATA TABLE: 800 / 400 Posi's are position from leader and (how wide the horse was at that position)

No	Horse	Plc	Mar	800 Posi	400 Posi	Time	3rd Qtr	4th Qt
4	SHAKEN SANDS	1	0.0m	0.0m (0)	0.0m (0)	2:11.30	29.00s	28.50s
1	UNCLE CRAIGO	2	0.8m	5.0m (0)	4.5m (0)	2:11.36	28.96s	28.24s
2	GLENBURNS WATERS	3	9.8m	5.7m (1)	7.0m (1)	2:12.03	29.09s	28.73s
6	KELLOSHIEL	4	10.9m	1.0m (1)	1.7m (1)	2:12.12	29.05s	29.20s
3	NIFTY SCHOOBEE	5	13.0m	9.4m (0)	10.1m (0)	2:12.27	29.04s	28.75s
7	TWO BLUES BLING	6	36.0m	19.0m (1)	24.9m (1)	2:13.99	29.41s	29.41s
5	WORTH EVERY CENT	7	59.5m	10.7m (1)	12.0m (1)	2:15.75	29.09s	32.09s
9	ALICES SWEETHEART	8	74.6m	15.5m (0)	27.4m (0)	2:16.88	29.84s	32.12s

## Finish Position and metres gained

First Arrow shows distance gain/loss from 2nd Qtr to 3rd Qtr,  
Second Arrow shows distance gain/loss from 3rd Qtr to Finish  
Blue arrow indicates best gain in these quarters.



800

Visual positions in race at 2nd Quarter



400

Visual positions in race at 3rd Quarter



Powered by



Harness Analyser

Sectional Analysis Software

Not just form | Free Trial

[www.facebook.com/PJHarnessRacing](http://www.facebook.com/PJHarnessRacing)



RISE Digital, Harness Racing Australia nor the provider accepts any responsibility for the completeness or accuracy of any of the information contained herein, and makes no representations about its suitability for any particular purpose. Users should make their own judgements about those matters and/or seek independent advice. You assume all risks associated with use of data provided on this page

# Canberra Race 2 Distance 1770m

Monday, 9 February 2026

Gross Time: 2:11.70

MileRate: 1:59.80

LeadTime: 11.20s

First Qtr: 30.10s

Second Qtr: 31.60s

Third Qtr: 30.60s

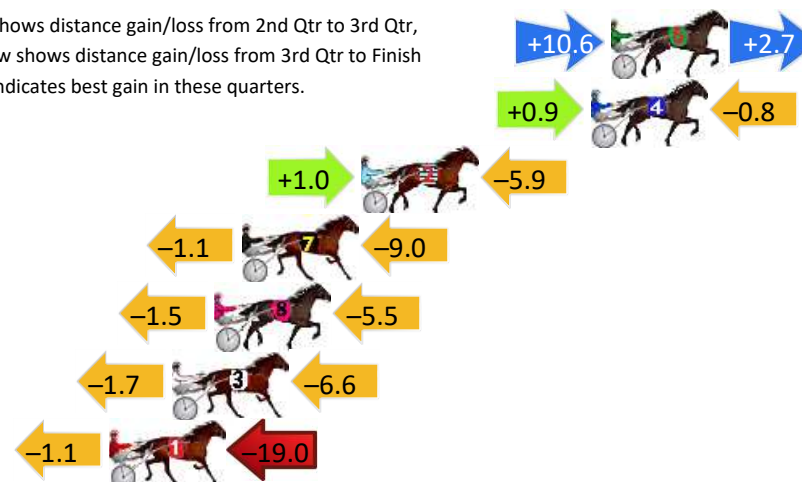
Fourth Qtr: 28.20s

DATA TABLE: 800 / 400 Posi's are position from leader and (how wide the horse was at that position)

NoHorse	Plc	Mar	800 Posi	400 Posi	Time	3rd Qtr	4th Qt
6 OAK RIDGE	1	0.0m	13.3m (1)	2.7m (2)	2:11.70	29.79s	28.00s
4 ITZ BAD	2	0.8m	0.9m (1)	0.0m (1)	2:11.76	30.53s	28.26s
2 BONJORGE	3	10.0m	5.1m (1)	4.1m (1)	2:12.44	30.51s	28.64s
7 FLY OVER STATES	4	14.8m	4.7m (0)	5.8m (0)	2:12.80	30.66s	28.88s
8 MODERN SHEEN	5	15.9m	8.9m (0)	10.4m (0)	2:12.88	30.68s	28.62s
3 ANGELIC ATTITUDE	6	17.6m	9.3m (1)	11.0m (1)	2:13.00	30.69s	28.70s
1 SPORTS LINER	7	20.1m	0.0m (0)	1.1m (0)	2:13.19	30.68s	29.61s

## Finish Position and metres gained

First Arrow shows distance gain/loss from 2nd Qtr to 3rd Qtr,  
Second Arrow shows distance gain/loss from 3rd Qtr to Finish  
Blue arrow indicates best gain in these quarters.



800

Visual positions in race at 2nd Quarter



400

Visual positions in race at 3rd Quarter



Powered by



Harness Analyser

Sectional Analysis Software

Not just form | Free Trial

[www.facebook.com/PJHarnessRacing](http://www.facebook.com/PJHarnessRacing)



RISE Digital, Harness Racing Australia nor the provider accepts any responsibility for the completeness or accuracy of any of the information contained herein, and makes no representations about its suitability for any particular purpose. Users should make their own judgements about those matters and/or seek independent advice. You assume all risks associated with use of data provided on this page

# Canberra Race 3 Distance 1770m

Monday, 9 February 2026

Gross Time: 2:09.90

MileRate: 1:58.10

LeadTime: 11.10s

First Qtr: 30.10s

Second Qtr: 30.80s

Third Qtr: 30.50s


Fourth Qtr: 27.40s

DATA TABLE: 800 / 400 Posi's are position from leader and (how wide the horse was at that position)

No	Horse	Plc	Mar	800 Posi	400 Posi	Time	3rd Qtr	4th Qt
1	CAPITALISM	1	0.0m	0.0m (0)	0.0m (0)	2:09.90	30.50s	27.40s
4	MILLIE FRANCIS	2	11.3m	5.7m (1)	2.8m (2)	2:10.71	30.27s	28.01s
10	WARRAWEE CRUZIN	3	12.2m	12.5m (0)	14.7m (0)	2:10.78	30.61s	27.22s
7	ALWAYS BE BRENDAN	4	16.1m	4.2m (0)	4.7m (0)	2:11.06	30.52s	28.22s
8	EYEDIDNTLOSEIT	5	17.6m	8.7m (0)	9.5m (0)	2:11.17	30.52s	27.99s
3	WARIEDA BOY	6	20.4m	9.6m (1)	8.9m (2)	2:11.37	30.41s	28.23s
9	PENCIL ME IN	7	21.9m	18.1m (1)	13.9m (2)	2:11.48	30.13s	27.98s
6	FREASON	8	35.8m	22.3m (1)	18.4m (1)	2:12.48	30.13s	28.66s
2	MUSCLE TOWN	9	37.8m	13.9m (1)	10.6m (1)	2:12.63	30.21s	29.37s
5	RAKADEAKS	10	51.6m	1.2m (1)	5.6m (1)	2:13.62	30.81s	30.72s

## Finish Position and metres gained

First Arrow shows distance gain/loss from 2nd Qtr to 3rd Qtr,  
Second Arrow shows distance gain/loss from 3rd Qtr to Finish  
Blue arrow indicates best gain in these quarters.



800

Visual positions in race at 2nd Quarter



400

Visual positions in race at 3rd Quarter



Powered by



Harness Analyser

Sectional Analysis Software

Not just form | Free Trial

[www.facebook.com/PJHarnessRacing](http://www.facebook.com/PJHarnessRacing)



RISE Digital, Harness Racing Australia nor the provider accepts any responsibility for the completeness or accuracy of any of the information contained herein, and makes no representations about its suitability for any particular purpose. Users should make their own judgements about those matters and/or seek independent advice. You assume all risks associated with use of data provided on this page

# Canberra Race 4 Distance 2170m

Monday, 9 February 2026

Gross Time: 2:39.50

MileRate: 1:58.30

LeadTime: 40.10s

First Qtr: 31.20s

Second Qtr: 30.20s

Third Qtr: 29.20s


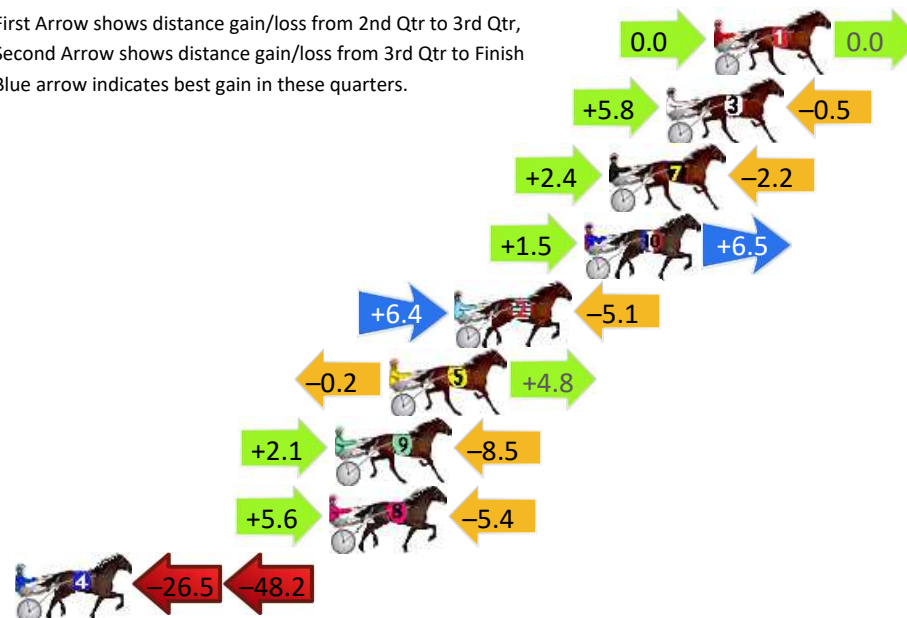
Fourth Qtr: 28.80s

DATA TABLE: 800 / 400 Posi's are position from leader and (how wide the horse was at that position)

NoHorse	Plc	Mar	800 Posi	400 Posi	Time	3rd Qtr	4th Qt
1 MISTER BLUECHIP	1	0.0m	0.0m (0)	0.0m (0)	2:39.50	29.20s	28.80s
3 FLYING COLOURS	2	1.9m	7.2m (1)	1.4m (2)	2:39.64	28.78s	28.84s
7 WHATABOYJACK	3	4.2m	4.4m (0)	2.0m (1)	2:39.82	29.02s	28.98s
10 SNEAK A PEEK	4	5.2m	13.2m (0)	11.7m (1)	2:39.89	29.08s	28.35s
2 POSH FELLA	5	10.4m	11.7m (1)	5.3m (2)	2:40.29	28.73s	29.21s
5 NOWHERE NEAR CRAZY	6	13.0m	17.6m (0)	17.8m (0)	2:40.48	29.20s	28.50s
9 JOETOMO	7	15.2m	8.8m (0)	6.7m (0)	2:40.65	29.04s	29.47s
8 HOLY CAMP DILLON	8	15.4m	15.6m (1)	10.0m (2)	2:40.66	28.79s	29.24s
4 FAY IRENE	9	77.6m	2.9m (1)	29.4m (1)	2:45.37	31.11s	32.55s

## Finish Position and metres gained

First Arrow shows distance gain/loss from 2nd Qtr to 3rd Qtr,  
Second Arrow shows distance gain/loss from 3rd Qtr to Finish  
Blue arrow indicates best gain in these quarters.



800

Visual positions in race at 2nd Quarter



400

Visual positions in race at 3rd Quarter



Powered by



Harness Analyser

Sectional Analysis Software

Not just form | Free Trial

[www.facebook.com/PJHarnessRacing](http://www.facebook.com/PJHarnessRacing)



RISE Digital, Harness Racing Australia nor the provider accepts any responsibility for the completeness or accuracy of any of the information contained herein, and makes no representations about its suitability for any particular purpose. Users should make their own judgements about those matters and/or seek independent advice. You assume all risks associated with use of data provided on this page



# Canberra Race 5 Distance 1770m

Monday, 9 February 2026


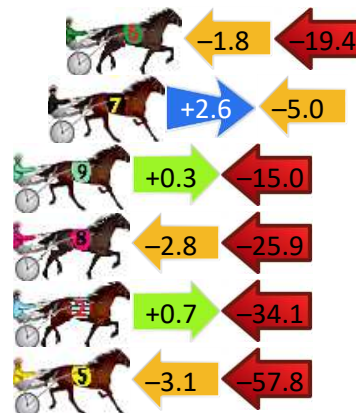
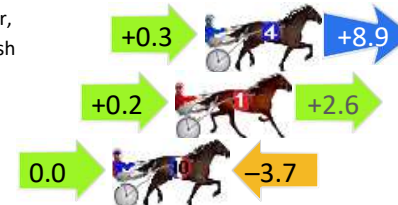
Gross Time: 2:11.20 MileRate: 1:59.30 LeadTime: 11.10s First Qtr: 30.40s Second Qtr: 30.20s Third Qtr: 29.90s Fourth Qtr: 29.60s

DATA TABLE: 800 / 400 Posi's are position from leader and (how wide the horse was at that position)

NoHorse	Plc	Mar	800 Posi	400 Posi	Time	3rd Qtr	4th Qt
4 TUFFASNAILS	1	0.0m	9.2m (0)	8.9m (0)	2:11.20	29.88s	28.94s
1 SASSY MIA	2	1.2m	4.0m (0)	3.8m (0)	2:11.29	29.88s	29.41s
10 SAPPHIRE BOY	3	3.7m	0.0m (0)	0.0m (0)	2:11.49	29.90s	29.89s
6 COOGEE	4	25.9m	4.7m (1)	6.5m (2)	2:13.21	30.03s	31.13s
7 OUR GIRL ECHO	5	26.6m	24.2m (0)	21.6m (0)	2:13.26	29.70s	30.06s
9 EYES OFF TIGER	6	28.0m	13.3m (1)	13.0m (2)	2:13.37	29.87s	30.81s
8 SHEBETTORWATCHO UT	7	37.5m	8.8m (1)	11.6m (1)	2:14.11	30.11s	31.65s
2 WAITANDSEE	8	50.9m	17.5m (0)	16.8m (0)	2:15.15	29.84s	32.31s
5 JAKRYAN	9	61.3m	0.4m (1)	3.5m (1)	2:15.96	30.13s	34.10s

## Finish Position and metres gained

First Arrow shows distance gain/loss from 2nd Qtr to 3rd Qtr, Second Arrow shows distance gain/loss from 3rd Qtr to Finish Blue arrow indicates best gain in these quarters.



800

Visual positions in race at 2nd Quarter



400

Visual positions in race at 3rd Quarter



# Canberra Race 6 Distance 1770m

Monday, 9 February 2026

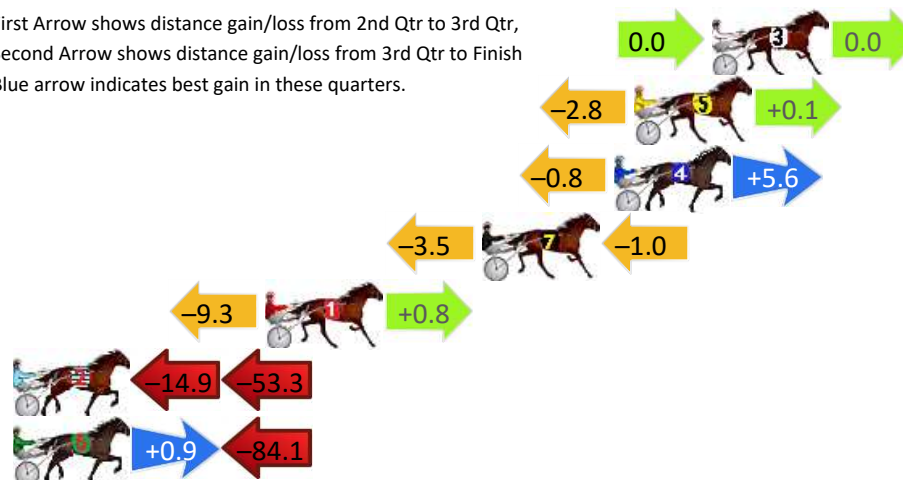
Gross Time: 2:11.50 MileRate: 1:59.60 LeadTime: 11.10s First Qtr: 29.30s Second Qtr: 30.00s Third Qtr: 30.00s Fourth Qtr: 31.10s

DATA TABLE: 800 / 400 Posi's are position from leader and (how wide the horse was at that position)

NoHorse	Plc	Mar	800 Posi	400 Posi	Time	3rd Qtr	4th Qt
3 ROYAL FOCUS	1	0.0m	0.0m (0)	0.0m (0)	2:11.50	30.00s	31.10s
5 PADDY MACH	2	3.1m	0.4m (1)	3.2m (1)	2:11.75	30.21s	31.11s
4 ALICE ON THE BEACH	3	3.9m	8.7m (1)	9.5m (0)	2:11.82	30.07s	30.70s
7 MOVINTOHELLANDBACK	4	9.2m	4.7m (1)	8.2m (1)	2:12.25	30.27s	31.23s
1 TIGER LOLA	5	17.9m	9.4m (0)	18.7m (1)	2:12.96	30.72s	31.14s
2 SIR VINCENT	6	73.3m	5.1m (0)	20.0m (0)	2:17.46	31.14s	35.54s
6 LETSTACOBOUTIT	7	96.5m	13.3m (1)	12.4m (1)	2:19.35	29.95s	38.01s

## Finish Position and metres gained

First Arrow shows distance gain/loss from 2nd Qtr to 3rd Qtr,  
Second Arrow shows distance gain/loss from 3rd Qtr to Finish  
Blue arrow indicates best gain in these quarters.



800

Visual positions in race at 2nd Quarter



400

Visual positions in race at 3rd Quarter



Powered by



Harness Analyser

Sectional Analysis Software

Not just form | Free Trial

[www.facebook.com/PJHarnessRacing](http://www.facebook.com/PJHarnessRacing)



RISE Digital, Harness Racing Australia nor the provider accepts any responsibility for the completeness or accuracy of any of the information contained herein, and makes no representations about its suitability for any particular purpose. Users should make their own judgements about those matters and/or seek independent advice. You assume all risks associated with use of data provided on this page