

Newcastle Race 1 Distance 1609m

Monday, 9 February 2026

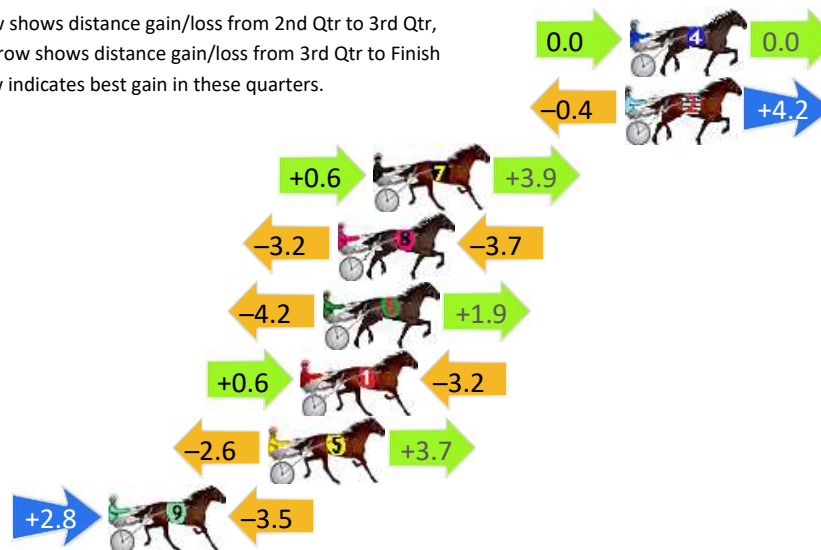
Gross Time: 1:56.50 MileRate: 1:56.50 LeadTime: 0.00s First Qtr: 28.60s Second Qtr: 29.60s Third Qtr: 28.70s Fourth Qtr: 29.60s

DATA TABLE: 800 / 400 Posi's are position from leader and (how wide the horse was at that position)

No	Horse	Plc	Mar	800 Posi	400 Posi	Time	3rd Qtr	4th Qt
4	KEAYANG HARLOW	1	0.0m	0.0m (0)	0.0m (0)	1:56.50	28.70s	29.60s
2	SLICK AND SUAVE	2	0.2m	4.0m (0)	4.4m (0)	1:56.52	28.73s	29.29s
7	BULL SHARK	3	10.3m	14.8m (0)	14.2m (0)	1:57.30	28.66s	29.31s
8	GARRYS LARRY	4	11.7m	4.8m (1)	8.0m (1)	1:57.41	28.93s	29.87s
6	WOOPAA	5	12.3m	10.0m (1)	14.2m (1)	1:57.45	29.01s	29.46s
1	LOUTHPARKSCHOONER	6	13.2m	10.6m (0)	10.0m (0)	1:57.52	28.65s	29.84s
5	SUPERIOR LUKE	7	14.5m	15.6m (1)	18.2m (1)	1:57.62	28.89s	29.33s
9	SCATTERSHOT	8	20.9m	20.2m (1)	17.4m (2)	1:58.12	28.49s	29.86s


Finish Position and metres gained

First Arrow shows distance gain/loss from 2nd Qtr to 3rd Qtr,
Second Arrow shows distance gain/loss from 3rd Qtr to Finish
Blue arrow indicates best gain in these quarters.



800

Visual positions in race at 2nd Quarter



400

Visual positions in race at 3rd Quarter



Powered by



Harness Analyser

Sectional Analysis Software

Not just form | Free Trial

www.facebook.com/PJHarnessRacing



RISE Digital, Harness Racing Australia nor the provider accepts any responsibility for the completeness or accuracy of any of the information contained herein, and makes no representations about its suitability for any particular purpose. Users should make their own judgements about those matters and/or seek independent advice. You assume all risks associated with use of data provided on this page

Newcastle Race 2 Distance 1609m

Monday, 9 February 2026

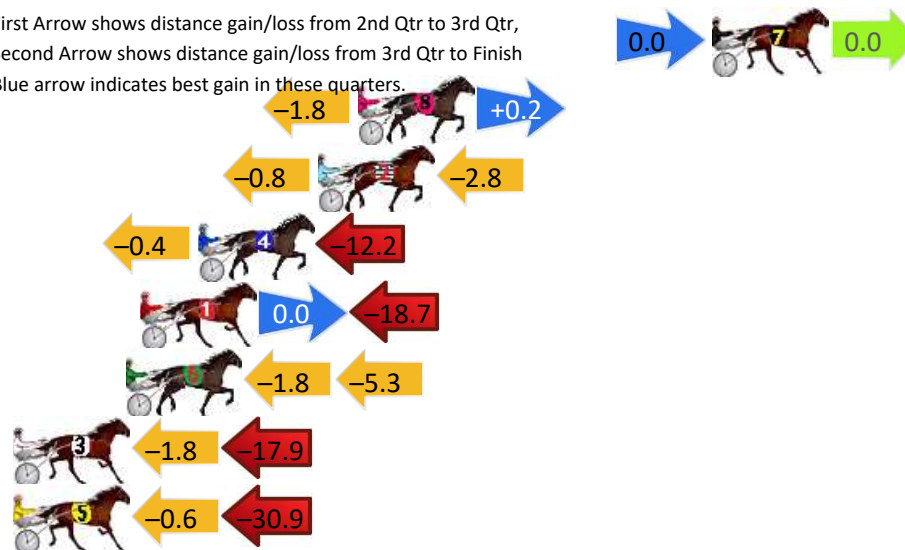
Gross Time: 1:54.50 MileRate: 1:54.50 LeadTime: 0.00s First Qtr: 27.60s Second Qtr: 29.90s Third Qtr: 28.90s Fourth Qtr: 28.10s

DATA TABLE: 800 / 400 Posi's are position from leader and (how wide the horse was at that position)

NoHorse	Plc	Mar	800 Posi	400 Posi	Time	3rd Qtr	4th Qt
7 WANTED POSTER	1	0.0m	0.0m (0)	0.0m (0)	1:54.50	28.90s	28.10s
8 COULDNT CATCH HIM	2	14.2m	12.6m (1)	14.4m (1)	1:55.55	29.03s	28.09s
2 OUR ULTIMATE MAY	3	15.8m	12.2m (0)	13.0m (0)	1:55.67	28.96s	28.30s
4 CARPENTER	4	20.6m	8.0m (0)	8.4m (0)	1:56.02	28.94s	28.95s
1 A LITTLE DILEMMA	5	22.9m	4.2m (0)	4.2m (0)	1:56.19	28.92s	29.41s
6 REASONABLY SWEET	6	23.5m	16.4m (0)	18.2m (0)	1:56.24	29.03s	28.47s
3 SHALAMAR MISS	7	28.3m	8.6m (1)	10.4m (1)	1:56.59	29.05s	29.35s
5 ESPERANZA	8	35.9m	4.4m (1)	5.0m (1)	1:57.15	28.97s	30.26s

Finish Position and metres gained

First Arrow shows distance gain/loss from 2nd Qtr to 3rd Qtr,
Second Arrow shows distance gain/loss from 3rd Qtr to Finish
Blue arrow indicates best gain in these quarters.



800

Visual positions in race at 2nd Quarter



400

Visual positions in race at 3rd Quarter



Powered by



Harness Analyser

Sectional Analysis Software

Not just form | Free Trial

www.facebook.com/PJHarnessRacing



RISE Digital, Harness Racing Australia nor the provider accepts any responsibility for the completeness or accuracy of any of the information contained herein, and makes no representations about its suitability for any particular purpose. Users should make their own judgements about those matters and/or seek independent advice. You assume all risks associated with use of data provided on this page

Newcastle Race 3 Distance 1609m

Monday, 9 February 2026


Gross Time: 1:55.40 MileRate: 1:55.40 LeadTime: 0.00s First Qtr: 27.10s Second Qtr: 29.80s Third Qtr: 28.70s Fourth Qtr: 29.80s

DATA TABLE: 800 / 400 Posi's are position from leader and (how wide the horse was at that position)

No	Horse	Plc	Mar	800 Posi	400 Posi	Time	3rd Qtr	4th Qt
1	ROCKNROLL TONY	1	0.0m	4.6m (0)	5.2m (0)	1:55.40	28.75s	29.41s
4	JIMMY STEEL	2	1.7m	0.0m (0)	0.0m (0)	1:55.53	28.70s	29.93s
7	WALLAROY BOY	3	3.8m	12.8m (0)	14.0m (0)	1:55.70	28.80s	29.04s
5	TACKAS PRINCESS	4	7.2m	25.4m (1)	19.6m (0)	1:55.96	28.30s	28.88s
9	MACS TOMADO	5	7.6m	9.0m (0)	10.0m (0)	1:55.99	28.78s	29.62s
6	UNIT FORTY ONE	6	20.5m	11.8m (1)	13.2m (2)	1:57.00	28.79s	30.34s
3	MYSTICAL SUNSHINE	7	23.0m	16.4m (1)	17.6m (2)	1:57.20	28.78s	30.20s
2	NOWORRIES	8	40.2m	20.8m (1)	22.2m (1)	1:58.54	28.78s	31.13s
8	SPARKLING SUE	9	40.4m	7.8m (1)	16.0m (1)	1:58.55	29.26s	31.61s

Finish Position and metres gained

First Arrow shows distance gain/loss from 2nd Qtr to 3rd Qtr,
Second Arrow shows distance gain/loss from 3rd Qtr to Finish
Blue arrow indicates best gain in these quarters.



800

Visual positions in race at 2nd Quarter



400

Visual positions in race at 3rd Quarter



Powered by



Harness Analyser

Sectional Analysis Software

Not just form | Free Trial

www.facebook.com/PJHarnessRacing



RISE Digital, Harness Racing Australia nor the provider accepts any responsibility for the completeness or accuracy of any of the information contained herein, and makes no representations about its suitability for any particular purpose. Users should make their own judgements about those matters and/or seek independent advice. You assume all risks associated with use of data provided on this page

Newcastle Race 4 Distance 1609m

Monday, 9 February 2026

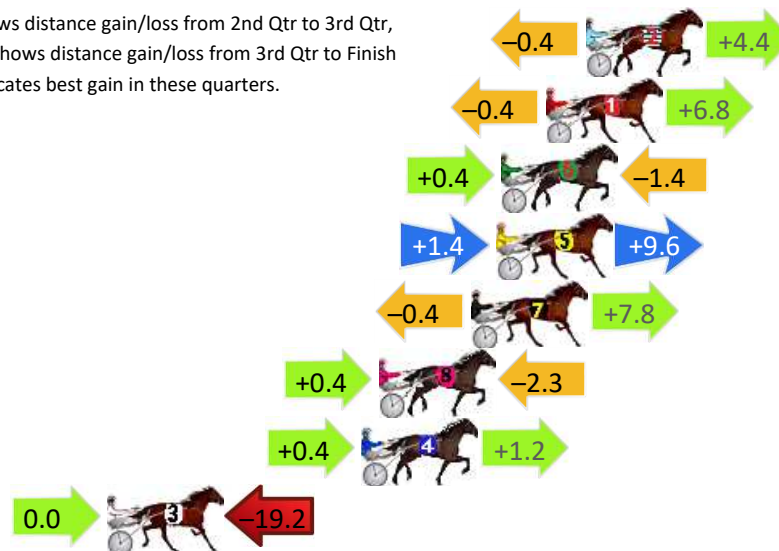
Gross Time: 1:57.30 MileRate: 1:57.30 LeadTime: 0.00s First Qtr: 27.80s Second Qtr: 31.20s Third Qtr: 29.50s Fourth Qtr: 28.80s

DATA TABLE: 800 / 400 Posi's are position from leader and (how wide the horse was at that position)

NoHorse	Plc	Mar	800 Posi	400 Posi	Time	3rd Qtr	4th Qt
2 GUNFIGHTERSGHOST	1	0.0m	4.0m (0)	4.4m (0)	1:57.30	29.53s	28.48s
1 HASLER	2	1.6m	8.0m (0)	8.4m (0)	1:57.42	29.52s	28.31s
6 SPEARHEAD	3	3.4m	2.4m (1)	2.0m (1)	1:57.56	29.47s	28.90s
5 BROOKESSMARTDANCER	4	3.6m	14.6m (1)	13.2m (2)	1:57.57	29.39s	28.11s
7 DOUBLE LINES	5	4.6m	12.0m (0)	12.4m (0)	1:57.65	29.52s	28.24s
8 MAGIC SHOOS	6	8.3m	6.4m (1)	6.0m (1)	1:57.93	29.47s	28.96s
4 ROCKNROLL CLARRY	7	9.0m	10.6m (1)	10.2m (1)	1:57.98	29.47s	28.71s
3 GO TESS GO	8	19.2m	0.0m (0)	0.0m (0)	1:58.75	29.52s	30.17s

Finish Position and metres gained

First Arrow shows distance gain/loss from 2nd Qtr to 3rd Qtr, Second Arrow shows distance gain/loss from 3rd Qtr to Finish Blue arrow indicates best gain in these quarters.



800

Visual positions in race at 2nd Quarter



400

Visual positions in race at 3rd Quarter



Powered by



Harness Analyser

Sectional Analysis Software

Not just form | Free Trial

www.facebook.com/PJHarnessRacing



RISE Digital, Harness Racing Australia nor the provider accepts any responsibility for the completeness or accuracy of any of the information contained herein, and makes no representations about its suitability for any particular purpose. Users should make their own judgements about those matters and/or seek independent advice. You assume all risks associated with use of data provided on this page

Newcastle Race 5 Distance 1609m

Monday, 9 February 2026

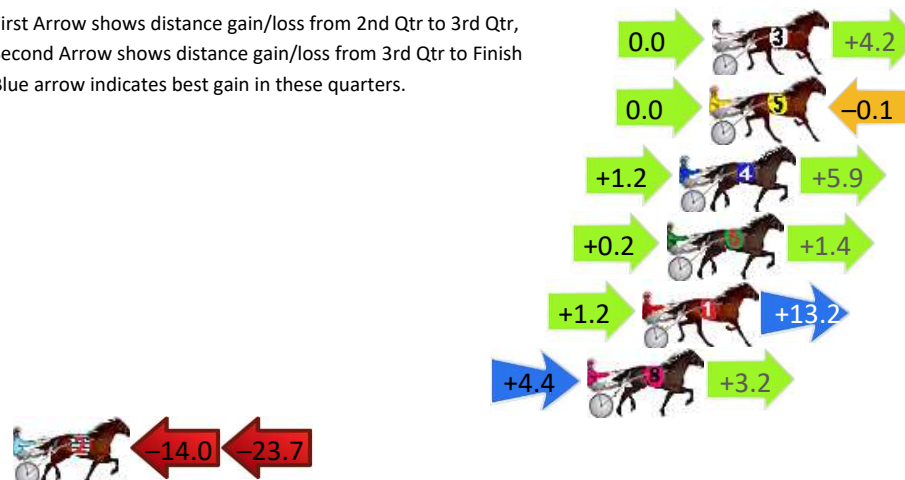
Gross Time: 1:56.00 MileRate: 1:56.00 LeadTime: 0.00s First Qtr: 28.70s Second Qtr: 29.20s Third Qtr: 28.20s Fourth Qtr: 29.90s

DATA TABLE: 800 / 400 Posi's are position from leader and (how wide the horse was at that position)

NoHorse	Plc	Mar	800 Posi	400 Posi	Time	3rd Qtr	4th Qt
3 IRE OF THE DRAGON	1	0.0m	4.2m (0)	4.2m (0)	1:56.00	28.21s	29.59s
5 DANIEL BOOM	2	0.1m	0.0m (0)	0.0m (0)	1:56.01	28.20s	29.91s
4 CAPTAIN DORIAN	3	1.3m	8.4m (0)	7.2m (1)	1:56.10	28.13s	29.46s
6 COUNTRY MAJOR	4	1.8m	3.4m (1)	3.2m (1)	1:56.14	28.19s	29.80s
1 EYES BEEN PATIENT	5	2.8m	17.2m (0)	16.0m (0)	1:56.22	28.14s	28.92s
8 FLEUR BELLA	6	5.0m	12.6m (0)	8.2m (0)	1:56.39	27.89s	29.66s
2 BREXITT	7	46.5m	8.8m (1)	22.8m (0)	1:59.64	29.16s	31.66s

Finish Position and metres gained

First Arrow shows distance gain/loss from 2nd Qtr to 3rd Qtr,
Second Arrow shows distance gain/loss from 3rd Qtr to Finish
Blue arrow indicates best gain in these quarters.



800

Visual positions in race at 2nd Quarter



400

Visual positions in race at 3rd Quarter



Powered by



Harness Analyser

Sectional Analysis Software

Not just form | Free Trial

www.facebook.com/PJHarnessRacing



RISE Digital, Harness Racing Australia nor the provider accepts any responsibility for the completeness or accuracy of any of the information contained herein, and makes no representations about its suitability for any particular purpose. Users should make their own judgements about those matters and/or seek independent advice. You assume all risks associated with use of data provided on this page

Newcastle Race 6 Distance 1609m

Monday, 9 February 2026

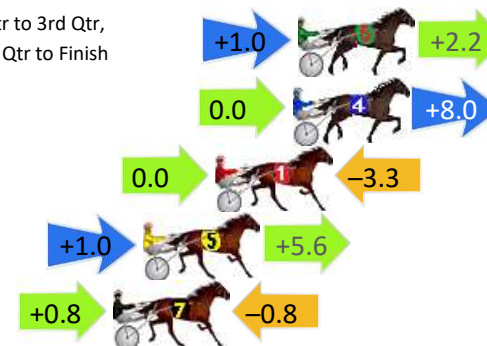
Gross Time: 1:57.40 MileRate: 1:57.40 LeadTime: 0.00s First Qtr: 29.60s Second Qtr: 31.50s Third Qtr: 27.90s Fourth Qtr: 28.40s

DATA TABLE: 800 / 400 Posi's are position from leader and (how wide the horse was at that position)

NoHorse	Plc	Mar	800 Posi	400 Posi	Time	3rd Qtr	4th Qt
6 THE COUNTY SHERIFF	1	0.0m	3.2m (1)	2.2m (1)	1:57.40	27.83s	28.24s
4 BE GOOD BENNY	2	0.2m	8.2m (0)	8.2m (0)	1:57.41	27.90s	27.84s
1 OTIS RISING	3	3.3m	0.0m (0)	0.0m (0)	1:57.65	27.90s	28.63s
5 REDS GOOD TO GO	4	6.2m	12.8m (0)	11.8m (1)	1:57.86	27.83s	28.00s
7 BRING YOUR BEST	5	7.4m	7.4m (1)	6.6m (1)	1:57.95	27.84s	28.46s

Finish Position and metres gained

First Arrow shows distance gain/loss from 2nd Qtr to 3rd Qtr,
Second Arrow shows distance gain/loss from 3rd Qtr to Finish
Blue arrow indicates best gain in these quarters.



8
0
0

Visual positions in race at 2nd Quarter



4
0
0

Visual positions in race at 3rd Quarter



Powered by



Harness Analyser

Sectional Analysis Software

Not just form | Free Trial

www.facebook.com/PJHarnessRacing



RISE Digital, Harness Racing Australia nor the provider accepts any responsibility for the completeness or accuracy of any of the information contained herein, and makes no representations about its suitability for any particular purpose. Users should make their own judgements about those matters and/or seek independent advice. You assume all risks associated with use of data provided on this page

Newcastle Race 7 Distance 1609m

Monday, 9 February 2026


Gross Time: 1:54.40 MileRate: 1:54.40 LeadTime: 0.00s First Qtr: 27.40s Second Qtr: 28.50s Third Qtr: 28.80s Fourth Qtr: 29.70s

DATA TABLE: 800 / 400 Posi's are position from leader and (how wide the horse was at that position)

No	Horse	Plc	Mar	800 Posi	400 Posi	Time	3rd Qtr	4th Qt
3	MISTER BRILLANTE	1	0.0m	8.4m (0)	17.0m (0)	1:54.40	29.44s	28.44s
8	LADY DELORIS	2	3.6m	12.8m (0)	20.2m (1)	1:54.68	29.36s	28.47s
6	AMILLION PROMISES	3	5.8m	5.6m (1)	5.2m (1)	1:54.85	28.77s	29.74s
5	WATSLUVGOTTADO	4	7.2m	0.0m (0)	0.0m (0)	1:54.96	28.79s	30.23s
7	CHLOBRO	5	10.9m	1.4m (1)	1.0m (1)	1:55.25	28.76s	30.43s
2	WHENS LUNCH	6	32.7m	10.4m (1)	14.2m (1)	1:56.95	29.06s	31.07s
4	ARTFUL PRINCE	7	42.1m	14.4m (1)	24.4m (1)	1:57.68	29.51s	31.01s
1	CEE WHOS BETTOR	8	57.5m	3.8m (0)	12.6m (0)	1:58.88	29.39s	33.02s


Finish Position and metres gained

First Arrow shows distance gain/loss from 2nd Qtr to 3rd Qtr,
Second Arrow shows distance gain/loss from 3rd Qtr to Finish
Blue arrow indicates best gain in these quarters.



800

Visual positions in race at 2nd Quarter



400

Visual positions in race at 3rd Quarter



Powered by



Harness Analyser

Sectional Analysis Software

Not just form | Free Trial

www.facebook.com/PJHarnessRacing



RISE Digital, Harness Racing Australia nor the provider accepts any responsibility for the completeness or accuracy of any of the information contained herein, and makes no representations about its suitability for any particular purpose. Users should make their own judgements about those matters and/or seek independent advice. You assume all risks associated with use of data provided on this page

Newcastle Race 8 Distance 1609m

Monday, 9 February 2026

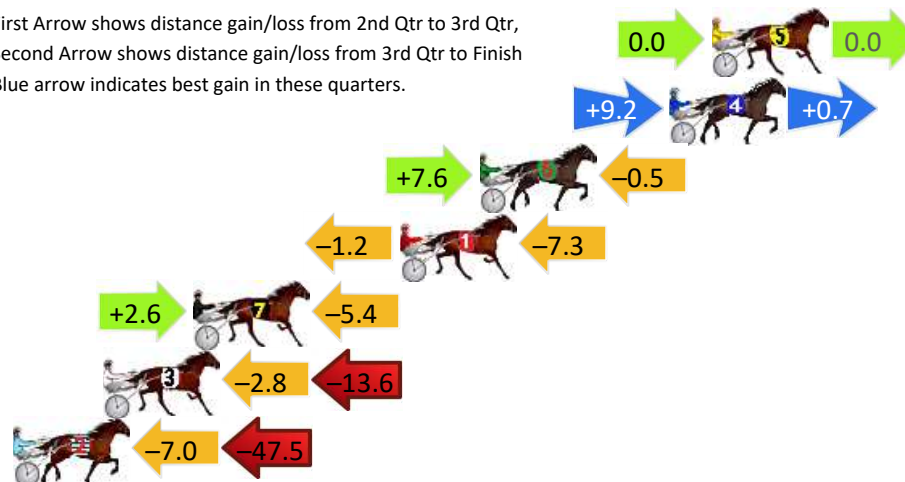
Gross Time: 1:53.70 MileRate: 1:53.70 LeadTime: 0.00s First Qtr: 27.90s Second Qtr: 29.20s Third Qtr: 27.70s Fourth Qtr: 28.90s

DATA TABLE: 800 / 400 Posi's are position from leader and (how wide the horse was at that position)

NoHorse	Plc	Mar	800 Posi	400 Posi	Time	3rd Qtr	4th Qt
5 MISTER CHEESE	1	0.0m	0.0m (0)	0.0m (0)	1:53.70	27.70s	28.90s
4 ROCKIN BULL	2	1.7m	11.6m (1)	2.4m (1)	1:53.83	27.05s	28.85s
6 WAR WESTERN	3	9.3m	16.4m (1)	8.8m (1)	1:54.41	27.16s	28.94s
1 KATLAS DREAM	4	12.5m	4.0m (0)	5.2m (0)	1:54.65	27.77s	29.42s
7 CHAPPY STREETNORTH	5	20.8m	18.0m (0)	15.4m (1)	1:55.28	27.51s	29.29s
3 IDEAL MONDO	6	24.4m	8.0m (0)	10.8m (0)	1:55.55	27.88s	29.88s
2 NEON TIGER	7	67.3m	12.8m (0)	19.8m (1)	1:58.80	28.12s	32.31s

Finish Position and metres gained

First Arrow shows distance gain/loss from 2nd Qtr to 3rd Qtr,
Second Arrow shows distance gain/loss from 3rd Qtr to Finish
Blue arrow indicates best gain in these quarters.



800

Visual positions in race at 2nd Quarter



400

Visual positions in race at 3rd Quarter



Powered by



Harness Analyser

Sectional Analysis Software

Not just form | Free Trial

www.facebook.com/PJHarnessRacing



RISE Digital, Harness Racing Australia nor the provider accepts any responsibility for the completeness or accuracy of any of the information contained herein, and makes no representations about its suitability for any particular purpose. Users should make their own judgements about those matters and/or seek independent advice. You assume all risks associated with use of data provided on this page