

Menangle Race 1 Distance 2300m

Tuesday, 10 February 2026




Gross Time: 2:50.30 MileRate: 1:58.60 LeadTime: 50.30s First Qtr: 29.80s Second Qtr: 30.40s Third Qtr: 29.30s Fourth Qtr: 30.50s

DATA TABLE: 800 / 400 Posi's are position from leader and (how wide the horse was at that position)

No	Horse	Plc	Mar	800 Posi	400 Posi	Time	3rd Qtr	4th Qt
4	EWING	1	0.0m	8.4m (0)	8.4m (1)	2:50.30	29.31s	29.86s
6	HES A HAMMER	2	1.5m	0.0m (0)	0.0m (0)	2:50.42	29.30s	30.61s
11	GUNNER	3	3.9m	19.0m (0)	16.8m (0)	2:50.61	29.16s	29.52s
12	VALLEY STAR	4	5.9m	11.4m (1)	4.2m (1)	2:50.77	28.76s	30.63s
7	LAST CLANSMAN	5	7.5m	14.6m (0)	12.8m (0)	2:50.90	29.17s	30.10s
8	AFFAIRE DE COVER	6	8.0m	20.2m (1)	15.0m (2)	2:50.94	28.92s	29.97s
10	DOLLYS LAW	7	13.5m	16.2m (1)	14.0m (1)	2:51.38	29.14s	30.46s
9	TIGER TEE	8	15.5m	24.4m (1)	19.2m (1)	2:51.54	28.92s	30.22s
5	CHIEF RUNNINGCLOUD	9	24.0m	4.4m (0)	5.8m (0)	2:52.22	29.38s	31.88s
1	ITSALLANDOVER	10	155.0m	100.0m (0)	125.0m (0)	3:02.67	31.11s	32.77s
2	MY HIGH PEAK	11	168.5m	110.0m (0)	135.0m (0)	3:03.75	31.11s	33.04s
3	TUMULT	12	320.3m	200.0m (0)	260.0m (0)	3:15.87	33.67s	35.07s

Finish Position and metres gained

First Arrow shows distance gain/loss from 2nd Qtr to 3rd Qtr, Second Arrow shows distance gain/loss from 3rd Qtr to Finish
Blue arrow indicates best gain in these quarters.



Menangle Race 2 Distance 1609m

Tuesday, 10 February 2026


Gross Time: 1:54.90 MileRate: 1:54.90 LeadTime: 0.00s First Qtr: 27.20s Second Qtr: 30.60s Third Qtr: 29.40s Fourth Qtr: 27.70s

DATA TABLE: 800 / 400 Posi's are position from leader and (how wide the horse was at that position)

No	Horse	Plc	Mar	800 Posi	400 Posi	Time	3rd Qtr	4th Qt
5	GIDGETT KAY	1	0.0m	7.6m (1)	4.2m (1)	1:54.90	29.15s	27.41s
9	MICKEY BE NIMBLE	2	4.1m	3.4m (1)	0.0m (1)	1:55.20	29.17s	27.98s
7	HESAA LISTER	3	4.4m	0.0m (0)	0.0m (0)	1:55.22	29.41s	28.00s
3	SAPPHIRESNDIAMONDS	4	4.4m	4.4m (0)	4.0m (0)	1:55.22	29.37s	27.73s
1	TRISTAR FOR CHRIS	5	10.5m	13.0m (0)	12.8m (0)	1:55.67	29.38s	27.54s
6	GOODTIME MIKI	6	12.4m	9.0m (0)	8.4m (0)	1:55.80	29.37s	27.98s
4	HE IS GOLD CLASS	7	12.6m	11.8m (1)	8.0m (1)	1:55.82	29.14s	28.02s
8	WICKED LEGEND	8	14.3m	16.0m (1)	12.2m (1)	1:55.94	29.13s	27.84s
2	ROSES ARE BEST	9	17.3m	17.0m (0)	17.0m (0)	1:56.16	29.40s	27.72s

Finish Position and metres gained

First Arrow shows distance gain/loss from 2nd Qtr to 3rd Qtr,
Second Arrow shows distance gain/loss from 3rd Qtr to Finish
Blue arrow indicates best gain in these quarters.



800

Visual positions in race at 2nd Quarter



400

Visual positions in race at 3rd Quarter



Powered by



Harness Analyser

Sectional Analysis Software

Not just form | Free Trial

www.facebook.com/PJHarnessRacing



RISE Digital, Harness Racing Australia nor the provider accepts any responsibility for the completeness or accuracy of any of the information contained herein, and makes no representations about its suitability for any particular purpose. Users should make their own judgements about those matters and/or seek independent advice. You assume all risks associated with use of data provided on this page

Menangle Race 3 Distance 1609m

Tuesday, 10 February 2026

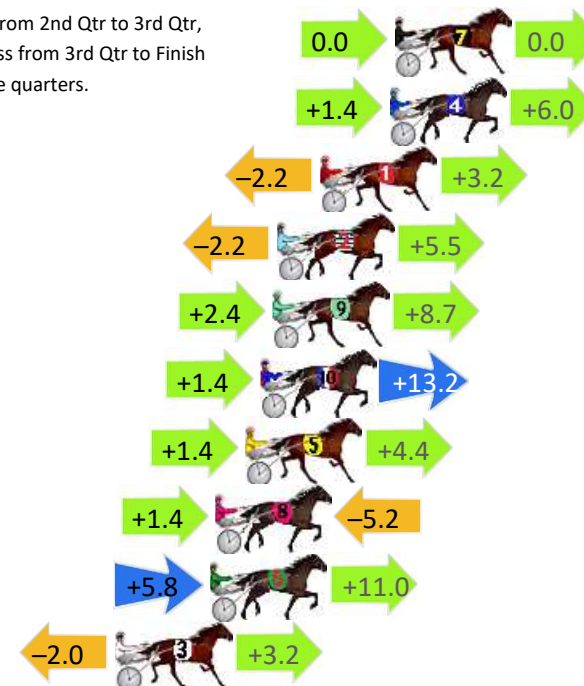
Gross Time: 1:54.00 MileRate: 1:54.00 LeadTime: 0.00s First Qtr: 27.40s Second Qtr: 29.90s Third Qtr: 28.30s Fourth Qtr: 28.40s

DATA TABLE: 800 / 400 Posi's are position from leader and (how wide the horse was at that position)

NoHorse	Plc	Mar	800 Posi	400 Posi	Time	3rd Qtr	4th Qt
7 LARRIKIN LENNY	1	0.0m	0.0m (0)	0.0m (0)	1:54.00	28.30s	28.40s
4 PARALLEL	2	0.2m	7.6m (1)	6.2m (1)	1:54.01	28.20s	27.98s
1 WHAT FOR	3	3.0m	4.0m (0)	6.2m (0)	1:54.22	28.46s	28.17s
2 CLASSICMAJOR	4	4.7m	8.0m (0)	10.2m (0)	1:54.35	28.46s	28.01s
9 VESPA STRIDE	5	4.9m	16.0m (1)	13.6m (2)	1:54.37	28.13s	27.79s
10 BENTLY BULLET	6	5.4m	20.0m (1)	18.6m (2)	1:54.40	28.20s	27.47s
5 BETTOR BE LUCKY	7	6.0m	11.8m (1)	10.4m (1)	1:54.45	28.20s	28.09s
8 KING COREY	8	7.2m	3.4m (1)	2.0m (1)	1:54.54	28.20s	28.77s
6 A VAPAR STORM	9	7.4m	24.2m (1)	18.4m (0)	1:54.55	27.89s	27.62s
3 HALLOWEEN	10	11.2m	12.4m (0)	14.4m (0)	1:54.84	28.44s	28.17s

Finish Position and metres gained

First Arrow shows distance gain/loss from 2nd Qtr to 3rd Qtr,
Second Arrow shows distance gain/loss from 3rd Qtr to Finish
Blue arrow indicates best gain in these quarters.



Visual positions in race at 2nd Quarter



Visual positions in race at 3rd Quarter



Powered by



Harness Analyser

Sectional Analysis Software

Not just form | Free Trial

www.facebook.com/PJHarnessRacing



RISE Digital, Harness Racing Australia nor the provider accepts any responsibility for the completeness or accuracy of any of the information contained herein, and makes no representations about its suitability for any particular purpose. Users should make their own judgements about those matters and/or seek independent advice. You assume all risks associated with use of data provided on this page

Menangle Race 4 Distance 1609m

Tuesday, 10 February 2026


Gross Time: 1:51.30 MileRate: 1:51.30 LeadTime: 0.00s First Qtr: 27.00s Second Qtr: 28.40s Third Qtr: 28.70s Fourth Qtr: 27.20s

DATA TABLE: 800 / 400 Posi's are position from leader and (how wide the horse was at that position)

No	Horse	Plc	Mar	800 Posi	400 Posi	Time	3rd Qtr	4th Qt
8	RIPPLES	1	0.0m	0.0m (0)	0.0m (0)	1:51.30	28.70s	27.20s
5	KATES VIRTUE	2	16.5m	14.4m (1)	10.8m (2)	1:52.48	28.46s	27.59s
4	MOVESLIKEALADY	3	18.9m	10.4m (1)	6.8m (2)	1:52.65	28.47s	28.02s
6	GUEST ARTIST	4	19.1m	17.2m (0)	14.8m (2)	1:52.67	28.54s	27.49s
3	TISBURY ROCKS	5	21.1m	13.2m (0)	13.4m (0)	1:52.81	28.73s	27.72s
2	DELIGHTFUL CHARM	6	27.6m	4.0m (0)	4.4m (0)	1:53.28	28.77s	28.77s
1	EYEKNOW	7	29.6m	8.2m (0)	8.6m (0)	1:53.42	28.77s	28.62s
7	AMERICAN WEREWOLF	8	41.8m	5.6m (1)	3.2m (1)	1:54.29	28.61s	29.81s

Finish Position and metres gained

First Arrow shows distance gain/loss from 2nd Qtr to 3rd Qtr,
Second Arrow shows distance gain/loss from 3rd Qtr to Finish
Blue arrow indicates best gain in these quarter



800

Visual positions in race at 2nd Quarter



400

Visual positions in race at 3rd Quarter

Menangle Race 5 Distance 1609m

Tuesday, 10 February 2026




Gross Time: 1:51.20 MileRate: 1:51.20 LeadTime: 0.00s First Qtr: 27.80s Second Qtr: 28.70s Third Qtr: 27.80s Fourth Qtr: 26.90s

DATA TABLE: 800 / 400 Posi's are position from leader and (how wide the horse was at that position)

No	Horse	Plc	Mar	800 Posi	400 Posi	Time	3rd Qtr	4th Qt
4	MAXO MIGHTY	1	0.0m	0.0m (0)	0.0m (0)	1:51.20	27.80s	26.90s
1	STELLAR STRIDE	2	11.6m	4.6m (0)	4.2m (0)	1:52.02	27.78s	27.39s
5	MYTH YOU ALREADY	3	13.7m	15.0m (0)	13.8m (0)	1:52.17	27.72s	26.89s
9	UNCLE TIGER	4	19.3m	22.0m (1)	5.2m (1)	1:52.57	26.67s	27.84s
3	SIR KNIGHT	5	20.6m	9.4m (0)	9.6m (0)	1:52.66	27.83s	27.64s
6	KISS ME MINI	6	23.4m	20.4m (0)	18.4m (0)	1:52.86	27.67s	27.23s
8	WATERMAIN LADY	7	27.8m	31.8m (1)	16.8m (1)	1:53.17	26.79s	27.64s
10	LEOTA	8	37.9m	36.4m (1)	22.0m (1)	1:53.89	26.84s	27.96s
7	RAYS REDEMPTION	9	38.0m	26.4m (1)	12.6m (1)	1:53.89	26.89s	28.60s
2	GENERAL MISCONDUCT	10	73.6m	26.0m (0)	27.6m (0)	1:56.42	27.96s	29.98s

Finish Position and metres gained

First Arrow shows distance gain/loss from 2nd Qtr to 3rd Qtr,
Second Arrow shows distance gain/loss from 3rd Qtr to Finish
Blue arrow indicates best gain in these quarters.



Menangle Race 6 Distance 1609m

Tuesday, 10 February 2026

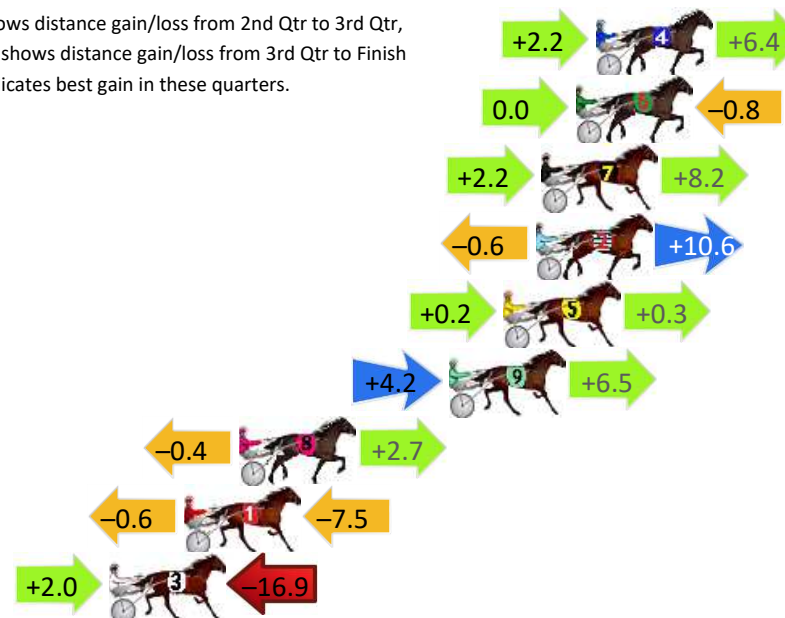
Gross Time: 1:52.70 MileRate: 1:52.70 LeadTime: 0.00s First Qtr: 26.50s Second Qtr: 30.10s Third Qtr: 28.30s Fourth Qtr: 27.80s

DATA TABLE: 800 / 400 Posi's are position from leader and (how wide the horse was at that position)

No	Horse	Plc	Mar	800 Posi	400 Posi	Time	3rd Qtr	4th Qt
4	SURF ACE	1	0.0m	8.6m (1)	6.4m (1)	1:52.70	28.14s	27.36s
6	MAJOR ICON	2	0.8m	0.0m (0)	0.0m (0)	1:52.76	28.30s	27.86s
7	WATCH ME REACT	3	2.2m	12.6m (1)	10.4m (1)	1:52.86	28.14s	27.23s
2	RIO DE JANEIRO BLUE	4	2.4m	12.4m (0)	13.0m (0)	1:52.88	28.34s	27.07s
5	MISTER JONES	5	3.7m	4.2m (0)	4.0m (0)	1:52.97	28.29s	27.78s
9	AMERICAN BOXER	6	5.9m	16.6m (1)	12.4m (2)	1:53.13	28.00s	27.35s
8	STORMTIDE	7	14.3m	16.6m (0)	17.0m (1)	1:53.75	28.33s	27.61s
1	LILS NIGHTMARE	8	16.5m	8.4m (0)	9.0m (0)	1:53.91	28.35s	28.32s
3	UNCHAINMYART	9	19.5m	4.6m (1)	2.6m (1)	1:54.13	28.17s	28.97s

Finish Position and metres gained

First Arrow shows distance gain/loss from 2nd Qtr to 3rd Qtr, Second Arrow shows distance gain/loss from 3rd Qtr to Finish
Blue arrow indicates best gain in these quarters.



800

Visual positions in race at 2nd Quarter



400

Visual positions in race at 3rd Quarter



Powered by



Harness Analyser

Sectional Analysis Software

Not just form | Free Trial

www.facebook.com/PJHarnessRacing



RISE Digital, Harness Racing Australia nor the provider accepts any responsibility for the completeness or accuracy of any of the information contained herein, and makes no representations about its suitability for any particular purpose. Users should make their own judgements about those matters and/or seek independent advice. You assume all risks associated with use of data provided on this page

Menangle Race 7 Distance 1609m

Tuesday, 10 February 2026


Gross Time: 1:52.40 MileRate: 1:52.40 LeadTime: 0.00s First Qtr: 26.70s Second Qtr: 29.50s Third Qtr: 28.20s Fourth Qtr: 28.00s

DATA TABLE: 800 / 400 Posi's are position from leader and (how wide the horse was at that position)

NoHorse	Plc	Mar	800 Posi	400 Posi	Time	3rd Qtr	4th Qt
5 BALTUSROL	1	0.0m	11.6m (1)	12.0m (3)	1:52.40	28.22s	27.16s
1 DUTY OF CARE	2	0.1m	4.0m (0)	5.8m (0)	1:52.41	28.32s	27.60s
7 BARNABY	3	1.8m	7.0m (1)	8.0m (2)	1:52.53	28.27s	27.57s
2 OUR UNCLE JIM	4	2.4m	7.8m (0)	10.0m (0)	1:52.58	28.35s	27.47s
6 CASH AND BLING	5	4.3m	16.0m (1)	16.2m (2)	1:52.72	28.21s	27.17s
8 DONTLETFEARSTOPY A	6	6.3m	12.0m (0)	14.2m (0)	1:52.86	28.35s	27.45s
9 MILLI ME	7	8.3m	15.8m (0)	18.6m (0)	1:53.01	28.39s	27.28s
3 RUDY GEE	8	8.8m	0.0m (0)	0.0m (0)	1:53.05	28.20s	28.61s
4 CORTEZ	9	36.3m	3.0m (1)	4.2m (1)	1:55.07	28.29s	30.23s

Finish Position and metres gained

First Arrow shows distance gain/loss from 2nd Qtr to 3rd Qtr, Second Arrow shows distance gain/loss from 3rd Qtr to Finish Blue arrow indicates best gain in these quarters.



Visual positions in race at 2nd Quarter



Visual positions in race at 3rd Quarter

Menangle Race 8 Distance 1609m

Tuesday, 10 February 2026

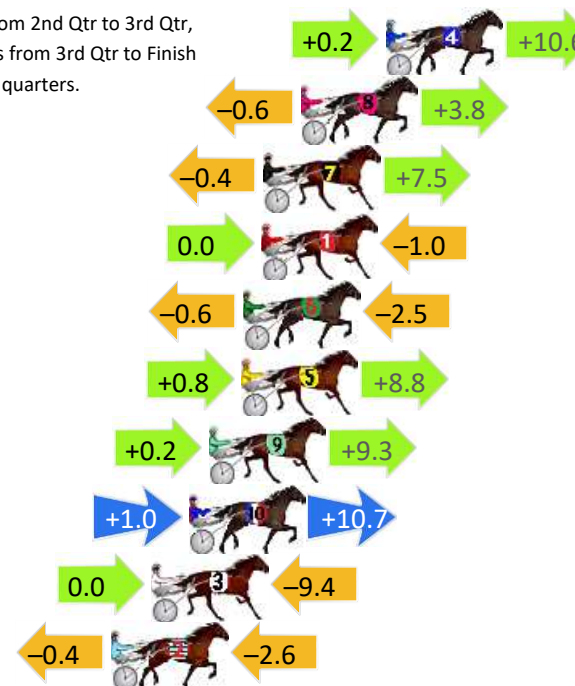
Gross Time: 1:51.90 MileRate: 1:51.90 LeadTime: 0.00s First Qtr: 27.40s Second Qtr: 29.00s Third Qtr: 27.80s Fourth Qtr: 27.70s

DATA TABLE: 800 / 400 Posi's are position from leader and (how wide the horse was at that position)

No	Horse	Plc	Mar	800 Posi	400 Posi	Time	3rd Qtr	4th Qt
4	BARTELLO	1	0.0m	10.8m (1)	10.6m (2)	1:51.90	27.78s	26.97s
8	OUTSIDE FIGHTER	2	3.4m	6.6m (1)	7.2m (1)	1:52.15	27.84s	27.44s
7	ROMANEE	3	4.9m	12.0m (0)	12.4m (0)	1:52.26	27.83s	27.18s
1	MCWIZARD	4	5.0m	4.0m (0)	4.0m (0)	1:52.26	27.80s	27.77s
6	MIKI COHEN	5	5.7m	2.6m (1)	3.2m (1)	1:52.32	27.84s	27.87s
5	OZZIE PUNTA	6	5.8m	15.4m (1)	14.6m (2)	1:52.32	27.74s	27.09s
9	RAGING WHITEBAIT	7	7.1m	16.6m (0)	16.4m (0)	1:52.42	27.79s	27.06s
10	DOUBLE FEAR	8	7.9m	19.6m (1)	18.6m (2)	1:52.48	27.73s	26.96s
3	TRALEE SNICKAS	9	9.4m	0.0m (0)	0.0m (0)	1:52.58	27.80s	28.35s
2	GIMME A REASON	10	11.0m	8.0m (0)	8.4m (0)	1:52.70	27.83s	27.88s

Finish Position and metres gained

First Arrow shows distance gain/loss from 2nd Qtr to 3rd Qtr,
Second Arrow shows distance gain/loss from 3rd Qtr to Finish
Blue arrow indicates best gain in these quarters.



800

Visual positions in race at 2nd Quarter



400

Visual positions in race at 3rd Quarter



Powered by



Harness Analyser

Sectional Analysis Software

Not just form | Free Trial

www.facebook.com/PJHarnessRacing



RISE Digital, Harness Racing Australia nor the provider accepts any responsibility for the completeness or accuracy of any of the information contained herein, and makes no representations about its suitability for any particular purpose. Users should make their own judgements about those matters and/or seek independent advice. You assume all risks associated with use of data provided on this page