

# Temora Race 1 Distance 1635m

Tuesday, 10 February 2026


Gross Time: 2:00.50 MileRate: 1:58.60 LeadTime: 1.60s First Qtr: 27.90s Second Qtr: 30.20s Third Qtr: 31.20s Fourth Qtr: 29.60s

DATA TABLE: 800 / 400 Posi's are position from leader and (how wide the horse was at that position)

NoHorse	Plc	Mar	800 Posi	400 Posi	Time	3rd Qtr	4th Qt
3 JOHNNYS BLUE	1	0.0m	5.8m (1)	4.4m (1)	2:00.50	31.09s	29.28s
9 GEOFFREY BEE	2	1.6m	14.2m (2)	4.0m (3)	2:00.62	30.42s	29.42s
4 KRISTYSGIRL	3	6.6m	5.2m (2)	0.0m (1)	2:01.01	30.82s	30.09s
7 SPRING DELIGHT	4	13.1m	8.2m (0)	12.0m (2)	2:01.52	31.49s	29.68s
1 NIXSUN	5	16.1m	4.0m (0)	13.0m (0)	2:01.75	31.89s	29.83s
8 SERGEANT STRINGER	6	17.8m	12.2m (0)	9.0m (1)	2:01.88	30.98s	30.25s
6 BACKPADDOCKJACK	7	25.3m	10.0m (2)	2.4m (2)	2:02.46	30.67s	31.29s
2 ILLUSTRATION	8	79.6m	0.0m (0)	8.6m (0)	2:06.68	31.99s	34.82s
5 CLARENDEN VINTAGE	9	82.7m	1.8m (1)	1.8m (0)	2:06.92	31.36s	35.55s

## Finish Position and metres gained

First Arrow shows distance gain/loss from 2nd Qtr to 3rd Qtr, Second Arrow shows distance gain/loss from 3rd Qtr to Finish  
Blue arrow indicates best gain in these quarters.



800

Visual positions in race at 2nd Quarter



400

Visual positions in race at 3rd Quarter

# Temora Race 2 Distance 1635m

Tuesday, 10 February 2026




Gross Time: 1:59.10 MileRate: 1:57.20 LeadTime: 2.10s First Qtr: 28.30s Second Qtr: 29.10s Third Qtr: 29.50s Fourth Qtr: 30.10s

DATA TABLE: 800 / 400 Posi's are position from leader and (how wide the horse was at that position)

No	Horse	Plc	Mar	800 Posi	400 Posi	Time	3rd Qtr	4th Qt
8	SPARTAN SHIELD	1	0.0m	0.0m (0)	0.0m (0)	1:59.10	29.50s	30.10s
1	MAGGIE MOTH	2	8.4m	4.8m (0)	6.6m (0)	1:59.76	29.63s	30.23s
10	STIPULATING	3	14.3m	31.2m (0)	32.2m (1)	2:00.23	29.59s	28.76s
9	SECRET LINE	4	15.9m	23.2m (1)	15.0m (1)	2:00.35	28.89s	30.17s
3	FOX TROT	5	16.1m	11.4m (0)	12.4m (0)	2:00.37	29.57s	30.38s
2	ELLENS DELIGHT	6	17.4m	17.8m (0)	17.8m (0)	2:00.47	29.50s	30.07s
5	ROCKNROLL GRACE	7	28.9m	27.4m (1)	24.4m (1)	2:01.38	29.27s	30.44s
4	PAUL ADAM	8	30.2m	35.2m (1)	38.0m (1)	2:01.48	29.71s	29.52s
7	STARS ABROAD	9	43.9m	24.6m (0)	29.6m (0)	2:02.56	29.86s	31.17s

## Finish Position and metres gained

First Arrow shows distance gain/loss from 2nd Qtr to 3rd Qtr,  
Second Arrow shows distance gain/loss from 3rd Qtr to Finish  
Blue arrow indicates best gain in these quarters.



# Temora Race 3 Distance 1635m

Tuesday, 10 February 2026


Gross Time: 2:01.60 MileRate: 1:59.70 LeadTime: 1.90s First Qtr: 28.50s Second Qtr: 29.80s Third Qtr: 30.30s Fourth Qtr: 31.10s

DATA TABLE: 800 / 400 Posi's are position from leader and (how wide the horse was at that position)

NoHorse	Plc	Mar	800 Posi	400 Posi	Time	3rd Qtr	4th Qt
5 RETURN SERVE	1	0.0m	5.4m (1)	4.8m (2)	2:01.60	30.26s	30.73s
4 RACING WRITER	2	2.7m	0.6m (1)	0.0m (1)	2:01.82	30.25s	31.31s
8 IM BELIEBER	3	15.5m	8.2m (0)	10.2m (1)	2:02.86	30.45s	31.51s
6 GLENN FORD	4	18.7m	14.8m (1)	16.6m (3)	2:03.12	30.44s	31.26s
9 MAMMALS HEART	5	19.1m	12.4m (0)	13.4m (0)	2:03.15	30.37s	31.54s
3 HOLME BOY	6	56.1m	10.4m (1)	13.4m (2)	2:06.16	30.49s	34.40s
7 ZOLTON	7	91.0m	4.0m (0)	5.6m (1)	2:09.00	30.34s	37.70s
1 DEAD EYE TIKI	8	96.7m	0.0m (0)	2.2m (0)	2:09.46	30.37s	38.41s

## Finish Position and metres gained

First Arrow shows distance gain/loss from 2nd Qtr to 3rd Qtr, Second Arrow shows distance gain/loss from 3rd Qtr to Finish Blue arrow indicates best gain in these quarters.



800

Visual positions in race at 2nd Quarter



400

Visual positions in race at 3rd Quarter



Powered by



Harness Analyser

Sectional Analysis Software

Not just form | Free Trial

[www.facebook.com/PJHarnessRacing](http://www.facebook.com/PJHarnessRacing)



RISE Digital, Harness Racing Australia nor the provider accepts any responsibility for the completeness or accuracy of any of the information contained herein, and makes no representations about its suitability for any particular purpose. Users should make their own judgements about those matters and/or seek independent advice. You assume all risks associated with use of data provided on this page

# Temora Race 4 Distance 1635m

Tuesday, 10 February 2026

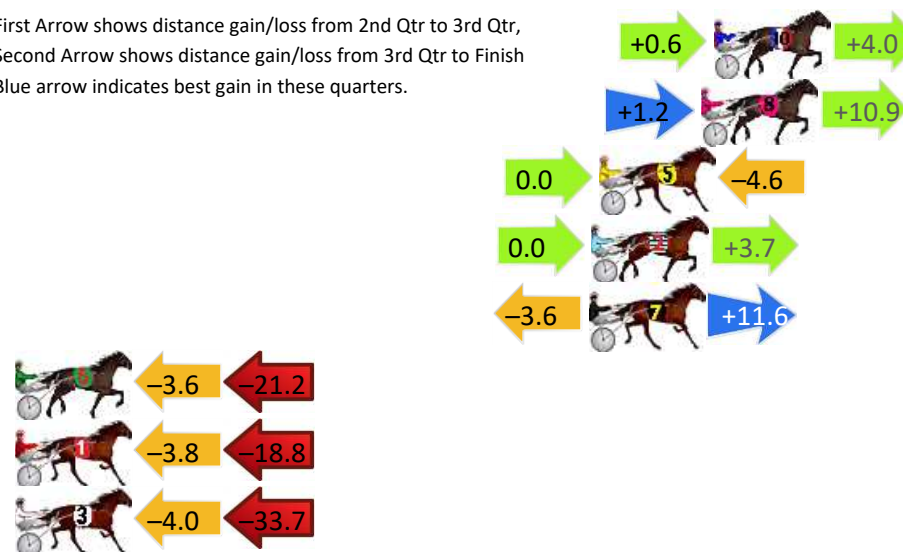
Gross Time: 2:00.50 MileRate: 1:58.60 LeadTime: 2.00s First Qtr: 27.90s Second Qtr: 31.20s Third Qtr: 29.90s Fourth Qtr: 29.50s

DATA TABLE: 800 / 400 Posi's are position from leader and (how wide the horse was at that position)

No	Horse	Plc	Mar	800 Posi	400 Posi	Time	3rd Qtr	4th Qt
10	FIFTYSHADESOFHAY	1	0.0m	4.6m (1)	4.0m (1)	2:00.50	29.85s	29.21s
8	VIOLET JAY	2	0.5m	12.6m (1)	11.4m (2)	2:00.54	29.81s	28.70s
5	BUTTER CUP	3	4.6m	0.0m (1)	0.0m (0)	2:00.86	29.90s	29.84s
2	LIFE GETS BETTER	4	4.9m	8.6m (1)	8.6m (1)	2:00.88	29.90s	29.23s
7	SHES GOT A REASON	5	5.0m	13.0m (0)	16.6m (0)	2:00.89	30.16s	28.65s
6	CULLECT A STARR	6	29.6m	4.8m (0)	8.4m (0)	2:02.79	30.18s	31.05s
1	MURIEL	7	31.4m	8.8m (0)	12.6m (0)	2:02.93	30.19s	30.88s
3	I LIKA STYLE	8	38.1m	0.4m (0)	4.4m (0)	2:03.45	30.21s	31.97s

## Finish Position and metres gained

First Arrow shows distance gain/loss from 2nd Qtr to 3rd Qtr,  
Second Arrow shows distance gain/loss from 3rd Qtr to Finish  
Blue arrow indicates best gain in these quarters.



800

Visual positions in race at 2nd Quarter



400

Visual positions in race at 3rd Quarter



Powered by



Harness Analyser

Sectional Analysis Software

Not just form | Free Trial

[www.facebook.com/PJHarnessRacing](http://www.facebook.com/PJHarnessRacing)



RISE Digital, Harness Racing Australia nor the provider accepts any responsibility for the completeness or accuracy of any of the information contained herein, and makes no representations about its suitability for any particular purpose. Users should make their own judgements about those matters and/or seek independent advice. You assume all risks associated with use of data provided on this page



# Temora Race 5 Distance 1635m

Tuesday, 10 February 2026


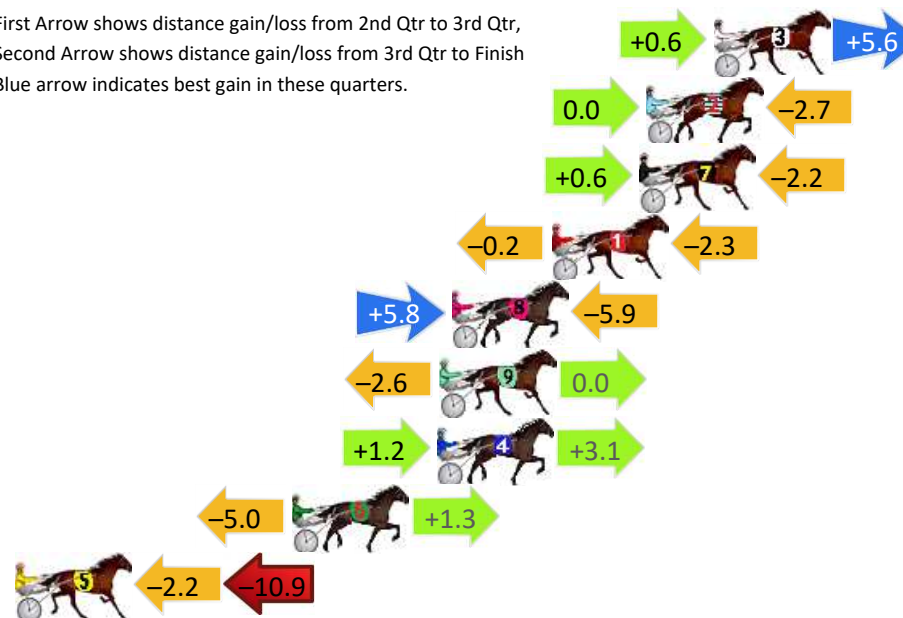
Gross Time: 2:00.50 MileRate: 1:58.60 LeadTime: 1.80s First Qtr: 28.40s Second Qtr: 31.00s Third Qtr: 29.50s Fourth Qtr: 29.80s

DATA TABLE: 800 / 400 Posi's are position from leader and (how wide the horse was at that position)

No	Horse	Plc	Mar	800 Posi	400 Posi	Time	3rd Qtr	4th Qt
3	SOKYS FALCON	1	0.0m	6.2m (1)	5.6m (1)	2:00.50	29.46s	29.39s
2	ARKLOW	2	2.7m	0.0m (0)	0.0m (0)	2:00.71	29.50s	30.00s
7	MELATI BOY	3	3.0m	1.4m (1)	0.8m (1)	2:00.73	29.45s	29.96s
1	JUNGLE SHARK	4	6.5m	4.0m (0)	4.2m (0)	2:01.01	29.51s	29.97s
8	ELLAVA PACER	5	10.5m	10.4m (1)	4.6m (2)	2:01.32	29.07s	30.24s
9	GLAMOUR FOX	6	11.0m	8.4m (0)	11.0m (0)	2:01.36	29.69s	29.80s
4	ALL SO SASSY	7	11.1m	15.4m (1)	14.2m (1)	2:01.37	29.41s	29.57s
6	KEAYANG ALEX	8	16.9m	13.2m (0)	18.2m (0)	2:01.82	29.87s	29.70s
5	CRACKER MISS	9	32.9m	19.8m (1)	22.0m (1)	2:03.07	29.66s	30.61s

## Finish Position and metres gained

First Arrow shows distance gain/loss from 2nd Qtr to 3rd Qtr,  
Second Arrow shows distance gain/loss from 3rd Qtr to Finish  
Blue arrow indicates best gain in these quarters.



800

Visual positions in race at 2nd Quarter



400

Visual positions in race at 3rd Quarter



Powered by



Harness Analyser

Sectional Analysis Software

Not just form | Free Trial

[www.facebook.com/PJHarnessRacing](http://www.facebook.com/PJHarnessRacing)



RISE Digital, Harness Racing Australia nor the provider accepts any responsibility for the completeness or accuracy of any of the information contained herein, and makes no representations about its suitability for any particular purpose. Users should make their own judgements about those matters and/or seek independent advice. You assume all risks associated with use of data provided on this page

# Temora Race 6 Distance 1635m

Tuesday, 10 February 2026

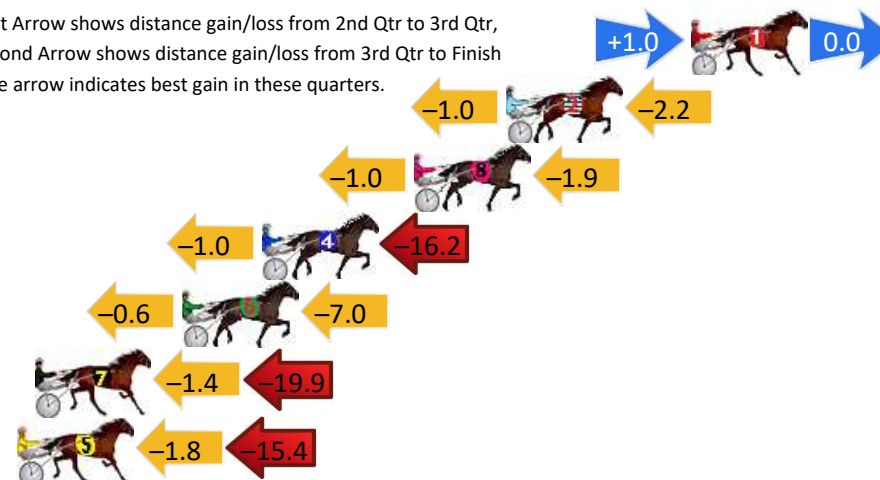
Gross Time: 2:02.50 MileRate: 2:00.60 LeadTime: 1.90s First Qtr: 29.00s Second Qtr: 31.40s Third Qtr: 31.00s Fourth Qtr: 29.20s

DATA TABLE: 800 / 400 Posi's are position from leader and (how wide the horse was at that position)

NoHorse	Plc	Mar	800 Posi	400 Posi	Time	3rd Qtr	4th Qt
1 MITTYS THREE ACES	1	0.0m	1.0m (0)	0.0m (0)	2:02.50	30.93s	29.20s
2 SPREAD THE FEAR	2	7.4m	4.2m (1)	5.2m (1)	2:03.07	31.08s	29.36s
8 ROCK QUEEN	3	11.1m	8.2m (1)	9.2m (1)	2:03.35	31.08s	29.34s
4 NOTTADOUBT	4	17.2m	0.0m (1)	1.0m (1)	2:03.82	31.11s	30.38s
6 SOCIAL STATUS	5	20.4m	12.8m (1)	13.4m (1)	2:04.06	31.06s	29.71s
7 HOLZHAUER	6	26.3m	5.0m (0)	6.4m (0)	2:04.51	31.15s	30.64s
5 TIGERS SPIRIT	7	27.0m	9.8m (0)	11.6m (0)	2:04.57	31.17s	30.32s

## Finish Position and metres gained

First Arrow shows distance gain/loss from 2nd Qtr to 3rd Qtr,  
Second Arrow shows distance gain/loss from 3rd Qtr to Finish  
Blue arrow indicates best gain in these quarters.



800

Visual positions in race at 2nd Quarter



400

Visual positions in race at 3rd Quarter



Powered by



Harness Analyser

Sectional Analysis Software

Not just form | Free Trial

[www.facebook.com/PJHarnessRacing](http://www.facebook.com/PJHarnessRacing)



RISE Digital, Harness Racing Australia nor the provider accepts any responsibility for the completeness or accuracy of any of the information contained herein, and makes no representations about its suitability for any particular purpose. Users should make their own judgements about those matters and/or seek independent advice. You assume all risks associated with use of data provided on this page

# Temora Race 7 Distance 1635m

Tuesday, 10 February 2026




Gross Time: 2:02.80 MileRate: 2:00.80 LeadTime: 1.90s First Qtr: 28.50s Second Qtr: 31.00s Third Qtr: 30.00s Fourth Qtr: 31.40s

DATA TABLE: 800 / 400 Posi's are position from leader and (how wide the horse was at that position)

No	Horse	Plc	Mar	800 Posi	400 Posi	Time	3rd Qtr	4th Qt
8	MARINE CREATURE	1	0.0m	9.2m (0)	7.0m (1)	2:02.80	29.84s	30.85s
3	BAYRIDGE TOMMY	2	6.3m	4.8m (0)	4.2m (0)	2:03.32	29.95s	31.56s
4	RYKER	3	7.1m	4.0m (1)	2.8m (2)	2:03.38	29.90s	31.74s
5	THROWDOWN HOEDOWN	4	11.9m	12.0m (1)	7.6m (2)	2:03.78	29.66s	31.74s
1	JUDES WATCHING	5	14.0m	0.0m (0)	0.0m (0)	2:03.95	29.98s	32.49s
9	MILLYANO	6	14.8m	3.8m (2)	0.0m (1)	2:04.01	29.68s	32.56s
10	OUT YONDA	7	15.7m	14.6m (0)	13.2m (0)	2:04.09	29.89s	31.60s
7	BUBBLES ON THE BEACH	8	100.4m	55.0m (0)	80.0m (0)	2:11.04	31.87s	32.99s
2	TINNY SMEDAD	9	115.7m	70.0m (0)	90.0m (0)	2:12.29	31.48s	33.41s

## Finish Position and metres gained

First Arrow shows distance gain/loss from 2nd Qtr to 3rd Qtr,  
Second Arrow shows distance gain/loss from 3rd Qtr to Finish  
Blue arrow indicates best gain in these quarters.



# Temora Race 8 Distance 1635m

Tuesday, 10 February 2026


Gross Time: 2:03.30 MileRate: 2:01.30 LeadTime: 1.70s First Qtr: 28.60s Second Qtr: 31.40s Third Qtr: 30.40s Fourth Qtr: 31.20s

DATA TABLE: 800 / 400 Posi's are position from leader and (how wide the horse was at that position)

NoHorse	Plc	Mar	800 Posi	400 Posi	Time	3rd Qtr	4th Qt
3 HEZA STARMAN	1	0.0m	0.0m (0)	0.0m (0)	2:03.30	30.40s	31.20s
1 DIDNT I	2	0.8m	4.0m (0)	5.8m (0)	2:03.37	30.54s	30.81s
10 BLUES TERROR	3	5.4m	12.2m (0)	14.4m (0)	2:03.74	30.58s	30.50s
8 GLAMORS SYMBOL	4	6.5m	15.4m (1)	17.8m (1)	2:03.83	30.60s	30.32s
5 JOLTED LOVER	5	7.2m	2.6m (1)	2.6m (1)	2:03.89	30.40s	31.56s
7 NO MORE PROMISES	6	8.2m	8.2m (0)	10.2m (0)	2:03.97	30.56s	31.04s
4 MASTABLASTA	7	8.5m	7.0m (1)	7.0m (1)	2:03.99	30.40s	31.32s
9 COMPLICATED	8	15.1m	19.6m (1)	20.0m (2)	2:04.53	30.44s	30.82s
6 OH SO TINNY	9	18.8m	16.2m (0)	19.2m (0)	2:04.83	30.63s	31.17s
2 NIFTY JOLT	10	27.8m	11.4m (1)	12.4m (1)	2:05.57	30.46s	32.39s

## Finish Position and metres gained

First Arrow shows distance gain/loss from 2nd Qtr to 3rd Qtr, Second Arrow shows distance gain/loss from 3rd Qtr to Finish Blue arrow indicates best gain in these quarters.



800

Visual positions in race at 2nd Quarter



400

Visual positions in race at 3rd Quarter