

Bathurst Race 1 Distance 2260m

Wednesday, 11 February 2026


Gross Time: 2:46.60 MileRate: 1:58.60 LeadTime: 49.00s First Qtr: 31.60s Second Qtr: 29.10s Third Qtr: 28.00s Fourth Qtr: 28.90s

DATA TABLE: 800 / 400 Posi's are position from leader and (how wide the horse was at that position)

No	Horse	Plc	Mar	800 Posi	400 Posi	Time	3rd Qtr	4th Qt
4	SHAZADELE	1	0.0m	0.0m (0)	0.0m (0)	2:46.60	28.00s	28.90s
5	ALWAYSBMYPONY	2	1.3m	15.0m (1)	15.2m (2)	2:46.70	28.03s	27.90s
6	ZARAS SPECIAL	3	2.0m	12.0m (0)	14.4m (0)	2:46.75	28.18s	28.01s
1	TAKE OUT	4	2.8m	4.0m (0)	4.4m (0)	2:46.81	28.03s	28.79s
3	BOHEMIAN BRAWLER	5	5.6m	7.0m (1)	6.8m (1)	2:47.02	27.99s	28.81s
7	CARBAGANOOSH	6	10.5m	2.2m (1)	2.6m (1)	2:47.40	28.02s	29.47s
8	HOPPALONGPOG	7	12.1m	19.0m (1)	19.0m (1)	2:47.52	28.01s	28.40s
9	THEYCALLMEBRUCE	8	14.9m	8.0m (0)	10.4m (0)	2:47.73	28.16s	29.22s
2	CHELSEAS GIRL	9	19.1m	11.0m (1)	12.4m (1)	2:48.05	28.09s	29.38s

Finish Position and metres gained

First Arrow shows distance gain/loss from 2nd Qtr to 3rd Qtr, Second Arrow shows distance gain/loss from 3rd Qtr to Finish Blue arrow indicates best gain in these quarters.



800

Visual positions in race at 2nd Quarter



400

Visual positions in race at 3rd Quarter



Bathurst Race 2 Distance 1730m

Wednesday, 11 February 2026

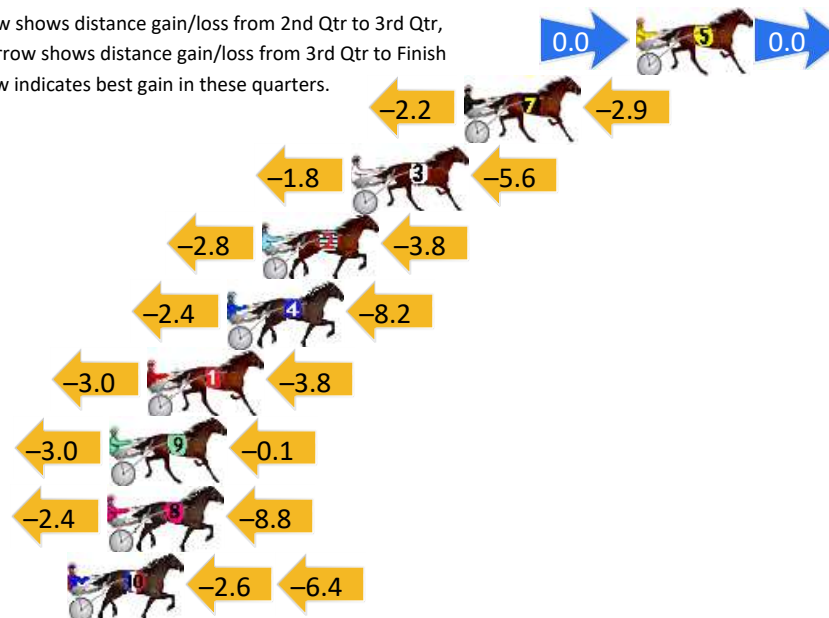
Gross Time: 2:04.40 MileRate: 1:55.80 LeadTime: 8.60s First Qtr: 29.10s Second Qtr: 30.70s Third Qtr: 28.70s Fourth Qtr: 27.30s

DATA TABLE: 800 / 400 Posi's are position from leader and (how wide the horse was at that position)

No	Horse	Plc	Mar	800 Posi	400 Posi	Time	3rd Qtr	4th Qt
5	RIVIERE	1	0.0m	0.0m (0)	0.0m (0)	2:04.40	28.70s	27.30s
7	JEWEL MISTRESS	2	6.9m	1.8m (1)	4.0m (1)	2:04.90	28.86s	27.50s
3	MULLUM GUIDO	3	11.4m	4.0m (0)	5.8m (0)	2:05.22	28.84s	27.68s
2	MARABELLE	4	15.0m	8.4m (0)	11.2m (0)	2:05.48	28.90s	27.56s
4	ALWAYSATTHEBEACH	5	16.4m	5.8m (1)	8.2m (2)	2:05.58	28.88s	27.86s
1	SHES DUNNA RUNNA	6	19.6m	12.8m (0)	15.8m (0)	2:05.81	28.92s	27.56s
9	RIP ROCK	7	21.1m	18.0m (1)	21.0m (1)	2:05.92	28.91s	27.31s
8	SAVAGE STORM	8	21.2m	10.0m (1)	12.4m (1)	2:05.92	28.88s	27.90s
10	SHAUN SHANNON	9	22.8m	13.8m (1)	16.4m (1)	2:06.04	28.89s	27.73s

Finish Position and metres gained

First Arrow shows distance gain/loss from 2nd Qtr to 3rd Qtr,
Second Arrow shows distance gain/loss from 3rd Qtr to Finish
Blue arrow indicates best gain in these quarters.



Visual positions in race at 2nd Quarter



Visual positions in race at 3rd Quarter



Powered by



Harness Analyser

Sectional Analysis Software

Not just form | Free Trial

www.facebook.com/PJHarnessRacing



RISE Digital, Harness Racing Australia nor the provider accepts any responsibility for the completeness or accuracy of any of the information contained herein, and makes no representations about its suitability for any particular purpose. Users should make their own judgements about those matters and/or seek independent advice. You assume all risks associated with use of data provided on this page

Bathurst Race 3 Distance 1730m

Wednesday, 11 February 2026



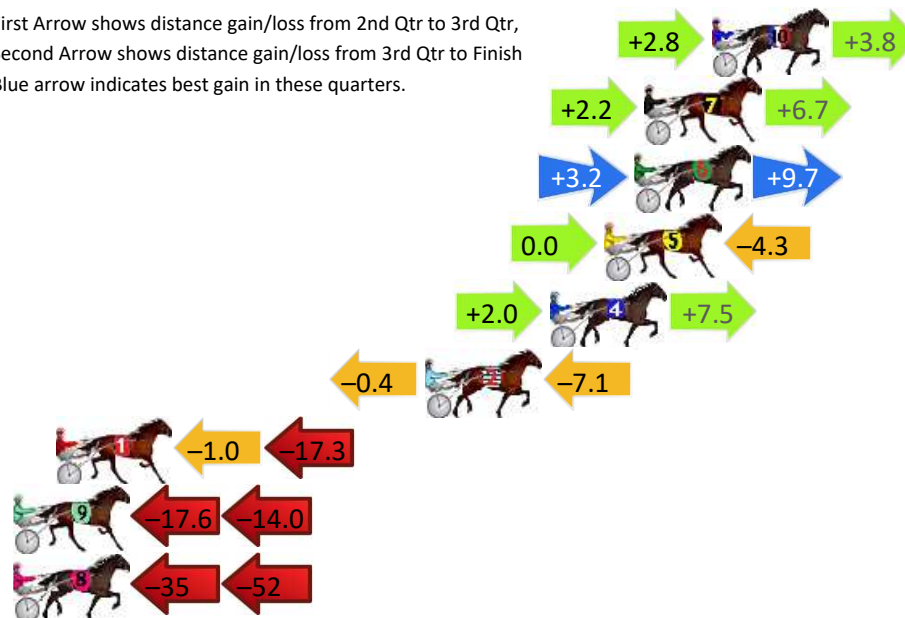
Gross Time: 2:05.50 MileRate: 1:56.70 LeadTime: 8.30s First Qtr: 28.40s Second Qtr: 30.60s Third Qtr: 28.70s Fourth Qtr: 29.50s

DATA TABLE: 800 / 400 Posi's are position from leader and (how wide the horse was at that position)

No	Horse	Plc	Mar	800 Posi	400 Posi	Time	3rd Qtr	4th Qt
10	FUNDA	1	0.0m	6.6m (1)	3.8m (1)	2:05.50	28.50s	29.22s
7	CENTREFIRE	2	2.7m	11.6m (1)	9.4m (1)	2:05.71	28.55s	29.01s
6	FIFTY THREE STARS	3	3.1m	16.0m (1)	12.8m (2)	2:05.74	28.48s	28.79s
5	LOYOLA GOLF	4	4.3m	0.0m (0)	0.0m (0)	2:05.83	28.70s	29.82s
4	ALTA DOWNS	5	6.5m	16.0m (0)	14.0m (0)	2:06.00	28.56s	28.95s
2	ROCKIN SWEET	6	11.5m	4.0m (0)	4.4m (0)	2:06.39	28.72s	30.02s
1	TULHURST PEBBLES	7	26.3m	8.0m (0)	9.0m (0)	2:07.53	28.76s	30.77s
9	TEARIN UP THE SAND	8	43.8m	12.2m (0)	29.8m (0)	2:08.89	29.96s	30.53s
8	LIVE VANCE	9	366.4m	280.0m (0)	315.0m (0)	2:33.84	31.18s	33.27s

Finish Position and metres gained

First Arrow shows distance gain/loss from 2nd Qtr to 3rd Qtr,
Second Arrow shows distance gain/loss from 3rd Qtr to Finish
Blue arrow indicates best gain in these quarters.



Bathurst Race 4 Distance 1730m

Wednesday, 11 February 2026


Gross Time: 2:04.00 MileRate: 1:55.40 LeadTime: 8.50s First Qtr: 29.00s Second Qtr: 30.00s Third Qtr: 28.50s Fourth Qtr: 28.00s

DATA TABLE: 800 / 400 Posi's are position from leader and (how wide the horse was at that position)

No	Horse	Plc	Mar	800 Posi	400 Posi	Time	3rd Qtr	4th Qt
6	MCLEAN	1	0.0m	0.0m (0)	0.0m (0)	2:04.00	28.50s	28.00s
1	DUN SPRUIKIN	2	8.2m	3.8m (0)	4.4m (0)	2:04.60	28.54s	28.26s
10	BARLOR HEAVEN	3	9.8m	6.8m (1)	6.2m (1)	2:04.72	28.46s	28.25s
9	ESTHER RISING	4	9.9m	7.8m (0)	9.0m (0)	2:04.73	28.58s	28.06s
2	ETERNAL GOLD	5	13.5m	2.4m (1)	2.0m (1)	2:04.99	28.48s	28.80s
4	TULHURST TIMMY	6	15.0m	11.8m (0)	13.4m (0)	2:05.10	28.61s	28.11s
5	THE HUSTLER	7	15.6m	15.8m (0)	17.6m (0)	2:05.15	28.63s	27.86s
3	KICKATINALONGPONY	8	19.5m	11.0m (1)	10.8m (1)	2:05.44	28.49s	28.61s
7	HOOKE ON WINNING	9	20.0m	15.0m (1)	14.8m (1)	2:05.47	28.49s	28.36s
8	FOLLOW THE ECLIPSE	10	35.7m	19.2m (1)	19.4m (1)	2:06.63	28.52s	29.13s

Finish Position and metres gained

First Arrow shows distance gain/loss from 2nd Qtr to 3rd Qtr,
Second Arrow shows distance gain/loss from 3rd Qtr to Finish
Blue arrow indicates best gain in these quarters.



800

Visual positions in race at 2nd Quarter



400

Visual positions in race at 3rd Quarter

Bathurst Race 5 Distance 2260m

Wednesday, 11 February 2026


Gross Time: 2:46.60 MileRate: 1:58.60 LeadTime: 47.30s First Qtr: 31.90s Second Qtr: 29.80s Third Qtr: 28.00s Fourth Qtr: 29.60s

DATA TABLE: 800 / 400 Posi's are position from leader and (how wide the horse was at that position)

No	Horse	Plc	Mar	800 Posi	400 Posi	Time	3rd Qtr	4th Qt
9	HES CHIMING	1	0.0m	3.0m (1)	0.0m (1)	2:46.60	27.79s	29.60s
3	WHYIMAN	2	4.1m	8.2m (1)	4.6m (1)	2:46.92	27.74s	29.56s
5	THE ROGUE I AM	3	7.6m	12.6m (1)	9.0m (1)	2:47.19	27.75s	29.50s
7	TIME TO TORQUE	4	8.9m	17.2m (0)	15.2m (1)	2:47.29	27.87s	29.14s
2	MAMMALS ALIBI	5	11.5m	5.8m (0)	5.6m (0)	2:47.49	27.97s	30.03s
1	LETTYS REASON	6	13.6m	13.2m (0)	12.6m (0)	2:47.66	27.96s	29.67s
6	ARK ALERT	7	15.7m	21.6m (1)	18.6m (2)	2:47.82	27.79s	29.39s
8	SEVEN TEE TWO	8	17.6m	17.0m (1)	13.2m (2)	2:47.97	27.72s	29.92s
4	FLIPTOP BOTTLESHOP	9	19.1m	0.0m (0)	0.0m (0)	2:48.08	27.96s	31.01s

Finish Position and metres gained

First Arrow shows distance gain/loss from 2nd Qtr to 3rd Qtr,
Second Arrow shows distance gain/loss from 3rd Qtr to Finish
Blue arrow indicates best gain in these quarters.



800

Visual positions in race at 2nd Quarter



400

Visual positions in race at 3rd Quarter



Powered by



Harness Analyser

Sectional Analysis Software

Not just form | Free Trial

www.facebook.com/PJHarnessRacing



RISE Digital, Harness Racing Australia nor the provider accepts any responsibility for the completeness or accuracy of any of the information contained herein, and makes no representations about its suitability for any particular purpose. Users should make their own judgements about those matters and/or seek independent advice. You assume all risks associated with use of data provided on this page

Bathurst Race 6 Distance 1730m

Wednesday, 11 February 2026


Gross Time: 2:06.40 MileRate: 1:57.60 LeadTime: 8.10s First Qtr: 30.00s Second Qtr: 31.30s Third Qtr: 28.70s Fourth Qtr: 28.30s

DATA TABLE: 800 / 400 Posi's are position from leader and (how wide the horse was at that position)

NoHorse	Plc	Mar	800 Posi	400 Posi	Time	3rd Qtr	4th Qt
8 WISHAS DARLING	1	0.0m	0.0m (0)	0.0m (0)	2:06.40	28.70s	28.30s
11 RUFFIAN	2	5.3m	17.2m (1)	16.6m (2)	2:06.79	28.65s	27.50s
9 ARTISTIC GALAXY	3	6.1m	11.6m (0)	14.0m (0)	2:06.85	28.87s	27.74s
2 SUMMER DELIGHT	4	6.9m	7.8m (0)	9.6m (0)	2:06.91	28.83s	28.11s
3 SINFUL KISS	5	10.0m	3.4m (1)	1.2m (1)	2:07.14	28.55s	28.92s
6 TALK TO LEXY	6	12.0m	7.4m (1)	6.4m (1)	2:07.29	28.63s	28.69s
10 MAMMALS JEWEL	7	14.6m	15.6m (0)	17.8m (1)	2:07.49	28.85s	28.07s
5 BILLS SWAN SONG	8	16.6m	12.0m (1)	12.4m (2)	2:07.63	28.73s	28.60s
4 STAYSEA	9	21.0m	4.0m (0)	5.2m (0)	2:07.96	28.79s	29.41s
7 MIKI BOY	10	38.6m	20.0m (0)	24.2m (0)	2:09.27	29.00s	29.31s


Finish Position and metres gained

First Arrow shows distance gain/loss from 2nd Qtr to 3rd Qtr,
Second Arrow shows distance gain/loss from 3rd Qtr to Finish
Blue arrow indicates best gain in these quarters.



800

Visual positions in race at 2nd Quarter



400

Visual positions in race at 3rd Quarter



Powered by



Harness Analyser

Sectional Analysis Software

Not just form | Free Trial

www.facebook.com/PJHarnessRacing



RISE Digital, Harness Racing Australia nor the provider accepts any responsibility for the completeness or accuracy of any of the information contained herein, and makes no representations about its suitability for any particular purpose. Users should make their own judgements about those matters and/or seek independent advice. You assume all risks associated with use of data provided on this page

Bathurst Race 7 Distance 1730m

Wednesday, 11 February 2026



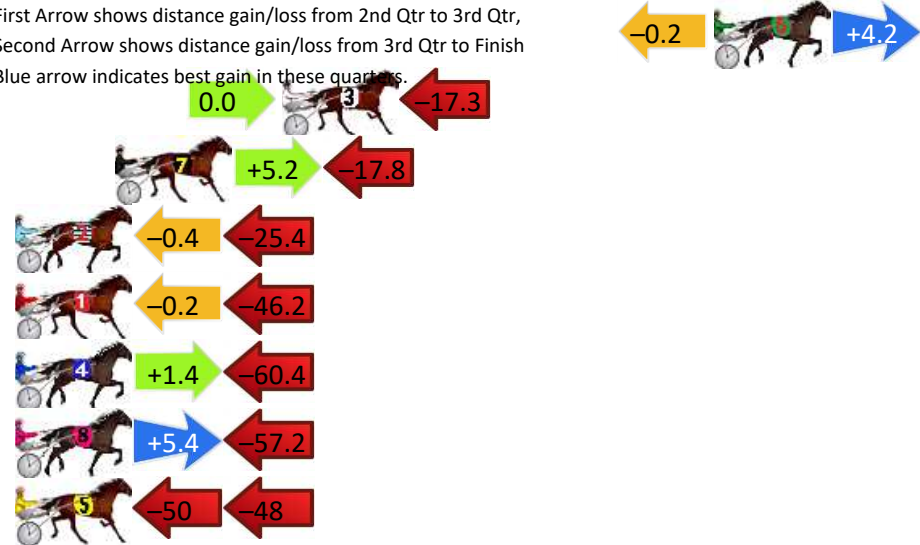
Gross Time: 2:04.40 MileRate: 1:55.80 LeadTime: 8.20s First Qtr: 28.30s Second Qtr: 30.60s Third Qtr: 29.70s Fourth Qtr: 27.60s

DATA TABLE: 800 / 400 Posi's are position from leader and (how wide the horse was at that position)

NoHorse	Plc	Mar	800 Posi	400 Posi	Time	3rd Qtr	4th Qt
6 BIRDSONG	1	0.0m	4.0m (0)	4.2m (0)	2:04.40	29.70s	27.31s
3 BORDENTOWN	2	17.3m	0.0m (0)	0.0m (0)	2:05.66	29.75s	28.79s
7 SOMETHINGABOUTHIM	3	24.0m	11.4m (1)	6.2m (2)	2:06.14	29.38s	28.82s
2 IAMAKING	4	38.0m	12.2m (0)	12.6m (0)	2:07.16	29.79s	29.34s
1 SYD THE KID	5	54.6m	8.2m (0)	8.4m (0)	2:08.36	29.83s	30.77s
4 KING SHOOBEE	6	66.2m	7.2m (1)	5.8m (1)	2:09.21	29.76s	31.74s
8 NAES GOT CLASS	7	69.2m	17.4m (0)	12.0m (2)	2:09.42	29.46s	31.52s
5 WALLABY WAY	8	267.1m	170.0m (0)	220.0m (0)	2:23.80	33.38s	30.83s

Finish Position and metres gained

First Arrow shows distance gain/loss from 2nd Qtr to 3rd Qtr, Second Arrow shows distance gain/loss from 3rd Qtr to Finish
Blue arrow indicates best gain in these quarters.



Bathurst Race 8 Distance 1730m

Wednesday, 11 February 2026


Gross Time: 2:07.60 MileRate: 1:58.70 LeadTime: 8.20s First Qtr: 28.80s Second Qtr: 30.80s Third Qtr: 28.90s Fourth Qtr: 30.90s

DATA TABLE: 800 / 400 Posi's are position from leader and (how wide the horse was at that position)

NoHorse	Plc	Mar	800 Posi	400 Posi	Time	3rd Qtr	4th Qt
7 SATELLITE SKY	1	0.0m	21.8m (0)	17.0m (2)	2:07.60	28.59s	29.59s
6 MAJOR JEWEL	2	0.4m	0.0m (0)	0.0m (0)	2:07.63	28.90s	30.93s
3 SHEER ME	3	1.4m	11.2m (1)	8.8m (1)	2:07.71	28.74s	30.33s
5 RAREPINKDIAMOND	4	5.6m	4.2m (0)	4.4m (0)	2:08.05	28.91s	30.99s
9 BRAMANTE	5	6.1m	5.4m (1)	1.2m (1)	2:08.09	28.58s	31.28s
2 ULTIMATE WAHINI	6	6.5m	16.6m (0)	18.6m (0)	2:08.13	29.08s	29.97s
8 BABLING BABLING	7	7.2m	21.8m (1)	17.6m (1)	2:08.18	28.61s	30.10s
1 MISS HALLIE	8	11.4m	12.4m (0)	14.2m (0)	2:08.52	29.04s	30.68s
4 BETHS FURY	9	11.8m	8.4m (0)	10.0m (0)	2:08.55	29.01s	31.04s
10 FURIOUS BART	10	22.6m	17.4m (1)	13.6m (1)	2:09.43	28.60s	31.59s

Finish Position and metres gained

First Arrow shows distance gain/loss from 2nd Qtr to 3rd Qtr,
Second Arrow shows distance gain/loss from 3rd Qtr to Finish
Blue arrow indicates best gain in these quarters.



800

Visual positions in race at 2nd Quarter



400

Visual positions in race at 3rd Quarter



Powered by



Harness Analyser

Sectional Analysis Software

Not just form | Free Trial

www.facebook.com/PJHarnessRacing



RISE Digital, Harness Racing Australia nor the provider accepts any responsibility for the completeness or accuracy of any of the information contained herein, and makes no representations about its suitability for any particular purpose. Users should make their own judgements about those matters and/or seek independent advice. You assume all risks associated with use of data provided on this page

Bathurst Race 9 Distance 1730m

Wednesday, 11 February 2026


Gross Time: 2:08.50 MileRate: 1:59.50 LeadTime: 8.00s First Qtr: 29.90s Second Qtr: 33.20s Third Qtr: 29.20s Fourth Qtr: 28.20s

DATA TABLE: 800 / 400 Posi's are position from leader and (how wide the horse was at that position)

NoHorse	Plc	Mar	800 Posi	400 Posi	Time	3rd Qtr	4th Qt
10 RIVERINA FLASH	1	0.0m	8.4m (1)	8.8m (1)	2:08.50	29.22s	27.58s
8 THE HANDSOME ONE	2	0.5m	0.6m (1)	0.0m (1)	2:08.54	29.16s	28.24s
4 TIGERNATOR	3	0.8m	0.0m (0)	0.2m (0)	2:08.56	29.22s	28.24s
2 LOOKOUT	4	8.2m	4.0m (0)	4.8m (0)	2:09.11	29.26s	28.44s
6 CAPTAIN LLANFAIR	5	11.9m	17.2m (1)	15.2m (1)	2:09.38	29.05s	27.97s
3 CAPITALLEE	6	12.3m	4.6m (1)	4.6m (1)	2:09.41	29.21s	28.74s
5 KARINYA MAX	7	21.6m	12.4m (0)	16.4m (0)	2:10.10	29.49s	28.56s
7 BETTING ON COURAGE	8	22.5m	16.6m (0)	19.4m (1)	2:10.17	29.40s	28.42s
1 FAKE MINT	9	22.6m	8.4m (0)	11.8m (0)	2:10.17	29.46s	28.96s
9 DUSTY MUSTER	10	23.6m	13.0m (1)	12.8m (2)	2:10.25	29.20s	28.96s

Finish Position and metres gained

First Arrow shows distance gain/loss from 2nd Qtr to 3rd Qtr,
Second Arrow shows distance gain/loss from 3rd Qtr to Finish
Blue arrow indicates best gain in these quarters.



800

Visual positions in race at 2nd Quarter



400

Visual positions in race at 3rd Quarter