

# Penrith Race 1 Distance 1720m

Thursday, 12 February 2026

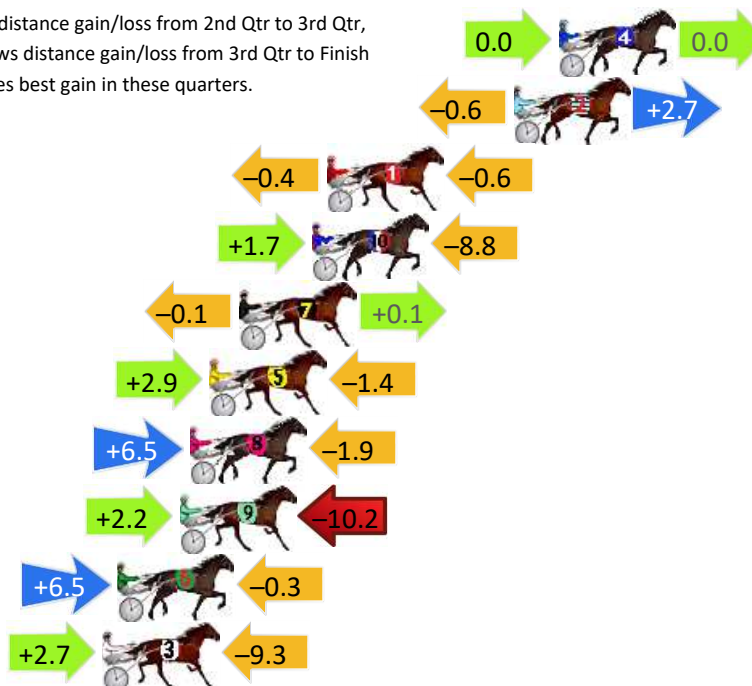
Gross Time: 2:04.90 MileRate: 1:56.80 LeadTime: 7.30s First Qtr: 29.40s Second Qtr: 30.70s Third Qtr: 29.00s Fourth Qtr: 28.50s

DATA TABLE: 800 / 400 Posi's are position from leader and (how wide the horse was at that position)

No	Horse	Plc	Mar	800 Posi	400 Posi	Time	3rd Qtr	4th Qt
4	PALATINO	1	0.0m	0.0m (0)	0.0m (0)	2:04.90	29.00s	28.50s
2	CHARLIES ACE	2	1.8m	3.9m (0)	4.5m (0)	2:05.03	29.04s	28.31s
1	PORT AU PRINCE	3	9.3m	8.3m (0)	8.7m (0)	2:05.60	29.02s	28.58s
10	TIME TO DANCE	4	9.9m	2.8m (1)	1.1m (1)	2:05.64	28.88s	29.16s
7	ALLORNOTHINGLEVI	5	12.8m	12.8m (0)	12.9m (0)	2:05.86	29.00s	28.54s
5	SHEVCHENKO	6	14.0m	15.5m (1)	12.6m (1)	2:05.95	28.78s	28.65s
8	WHEREISHE	7	14.8m	19.4m (1)	12.9m (2)	2:06.01	28.52s	28.69s
9	SLYX	8	15.2m	7.2m (1)	5.0m (2)	2:06.04	28.84s	29.28s
6	PETES BIG JIM	9	17.7m	23.9m (0)	17.4m (0)	2:06.22	28.52s	28.58s
3	IMXTRASPECIAL	10	18.3m	11.7m (1)	9.0m (2)	2:06.27	28.80s	29.23s

## Finish Position and metres gained

First Arrow shows distance gain/loss from 2nd Qtr to 3rd Qtr,  
Second Arrow shows distance gain/loss from 3rd Qtr to Finish  
Blue arrow indicates best gain in these quarters.



Visual positions in race at 2nd Quarter

800



Visual positions in race at 3rd Quarter

400



Powered by



Harness Analyser

Sectional Analysis Software

Not just form | Free Trial

[www.facebook.com/PJHarnessRacing](http://www.facebook.com/PJHarnessRacing)



RISE Digital, Harness Racing Australia nor the provider accepts any responsibility for the completeness or accuracy of any of the information contained herein, and makes no representations about its suitability for any particular purpose. Users should make their own judgements about those matters and/or seek independent advice. You assume all risks associated with use of data provided on this page

# Penrith Race 2 Distance 2125m

Thursday, 12 February 2026


Gross Time: 2:37.20 MileRate: 1:59.10 LeadTime: 37.00s First Qtr: 31.40s Second Qtr: 30.40s Third Qtr: 29.10s Fourth Qtr: 29.30s

DATA TABLE: 800 / 400 Posi's are position from leader and (how wide the horse was at that position)

NoHorse	Plc	Mar	800 Posi	400 Posi	Time	3rd Qtr	4th Qt
3 TOOLIJOA BEACH	1	0.0m	0.0m (0)	0.0m (1)	2:37.20	29.10s	29.30s
4 MERRYWOOD ROSIE	2	1.7m	6.1m (1)	3.9m (3)	2:37.33	28.94s	29.15s
7 OKAY GRINGO	3	4.2m	4.4m (0)	3.3m (0)	2:37.52	29.02s	29.38s
10 PELIGROSO	4	4.3m	19.4m (1)	14.3m (2)	2:37.53	28.74s	28.59s
9 MCCRIKEY	5	4.4m	14.9m (1)	10.5m (3)	2:37.54	28.78s	28.88s
2 JOHNNY TANG	6	6.0m	11.1m (1)	5.5m (4)	2:37.66	28.70s	29.36s
1 MAGNETIC STORM	7	10.1m	8.9m (0)	7.7m (1)	2:37.98	29.02s	29.52s
6 ALWAYS PROMISE ME	8	10.9m	13.6m (0)	10.2m (2)	2:38.04	28.86s	29.40s
5 ZAYNES TIGER	9	30.2m	1.1m (1)	2.8m (2)	2:39.52	29.22s	31.42s

## Finish Position and metres gained

First Arrow shows distance gain/loss from 2nd Qtr to 3rd Qtr,  
Second Arrow shows distance gain/loss from 3rd Qtr to Finish  
Blue arrow indicates best gain in these quarters.



800

Visual positions in race at 2nd Quarter



400

Visual positions in race at 3rd Quarter



Powered by



Harness Analyser

Sectional Analysis Software

Not just form | Free Trial

www.facebook.com/PJHarnessRacing



RISE Digital, Harness Racing Australia nor the provider accepts any responsibility for the completeness or accuracy of any of the information contained herein, and makes no representations about its suitability for any particular purpose. Users should make their own judgements about those matters and/or seek independent advice. You assume all risks associated with use of data provided on this page

# Penrith Race 4 Distance 2125m

Thursday, 12 February 2026

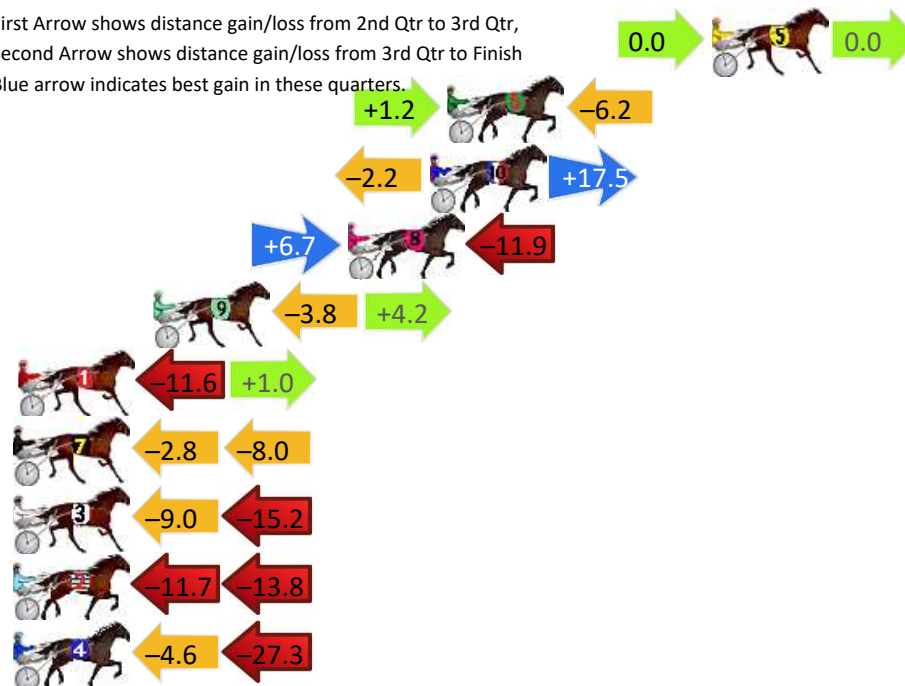
Gross Time: 2:33.70 MileRate: 1:56.40 LeadTime: 36.10s First Qtr: 29.30s Second Qtr: 29.00s Third Qtr: 29.20s Fourth Qtr: 30.10s

DATA TABLE: 800 / 400 Posi's are position from leader and (how wide the horse was at that position)

No	Horse	Plc	Mar	800 Posi	400 Posi	Time	3rd Qtr	4th Qt
5	CERISE RAINBOW	1	0.0m	0.0m (0)	0.0m (0)	2:33.70	29.20s	30.10s
6	PLAYA BLANCA	2	10.6m	5.6m (1)	4.4m (0)	2:34.54	29.12s	30.62s
10	NOSAER	3	11.3m	26.6m (0)	28.8m (2)	2:34.59	29.40s	28.87s
8	ADMIRABLE	4	14.6m	9.4m (1)	2.7m (1)	2:34.85	28.72s	31.05s
9	HEAVENLY REASON	5	22.4m	22.8m (0)	26.6m (1)	2:35.47	29.52s	29.91s
1	STORMTIDE	6	27.8m	17.2m (0)	28.8m (0)	2:35.89	30.08s	30.17s
7	FREEDOM ART	7	29.7m	18.9m (1)	21.7m (2)	2:36.04	29.44s	30.84s
3	TIL HEAVENS ROCKN	8	33.1m	8.9m (0)	17.9m (0)	2:36.31	29.88s	31.39s
2	HOT CRUISE CONTROL	9	38.8m	13.3m (0)	25.0m (0)	2:36.76	30.08s	31.32s
4	JOHN MCLEAN	10	46.3m	14.4m (1)	19.0m (1)	2:37.35	29.56s	32.35s

## Finish Position and metres gained

First Arrow shows distance gain/loss from 2nd Qtr to 3rd Qtr,  
Second Arrow shows distance gain/loss from 3rd Qtr to Finish  
Blue arrow indicates best gain in these quarters.



Visual positions in race at 2nd Quarter

800



Visual positions in race at 3rd Quarter

400



Powered by



Harness Analyser

Sectional Analysis Software

Not just form | Free Trial

[www.facebook.com/PJHarnessRacing](http://www.facebook.com/PJHarnessRacing)



RISE Digital, Harness Racing Australia nor the provider accepts any responsibility for the completeness or accuracy of any of the information contained herein, and makes no representations about its suitability for any particular purpose. Users should make their own judgements about those matters and/or seek independent advice. You assume all risks associated with use of data provided on this page

# Penrith Race 5 Distance 1720m

Thursday, 12 February 2026

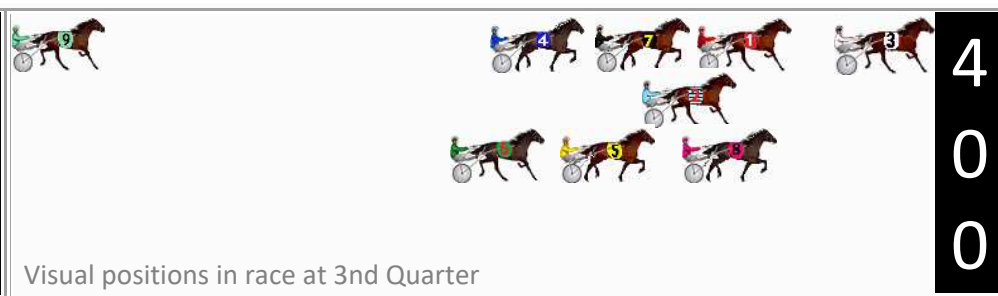

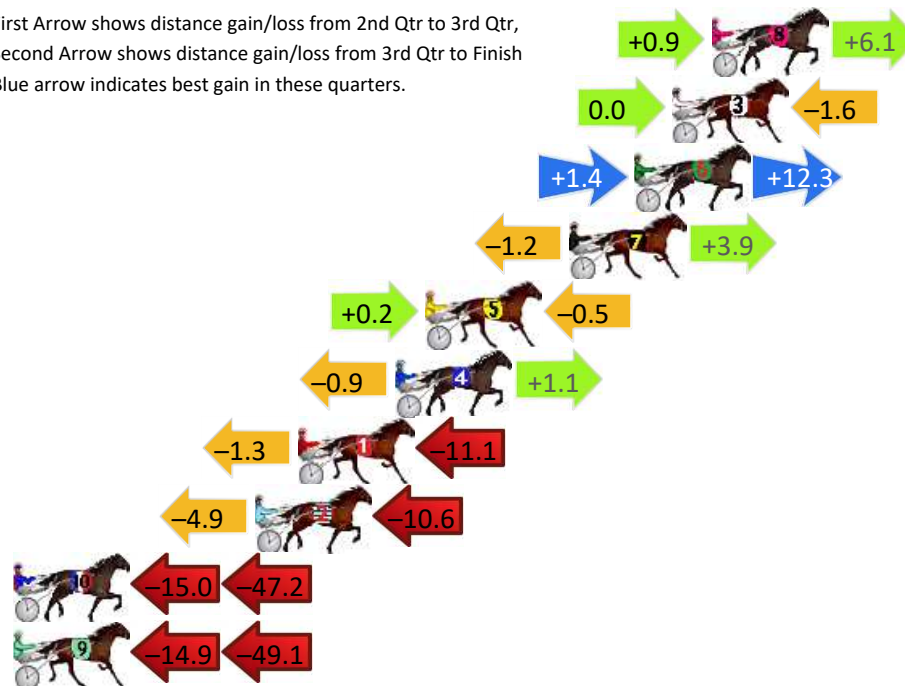
Gross Time: 2:02.80 MileRate: 1:54.90 LeadTime: 7.60s First Qtr: 27.90s Second Qtr: 28.80s Third Qtr: 28.90s Fourth Qtr: 29.60s

DATA TABLE: 800 / 400 Posi's are position from leader and (how wide the horse was at that position)

No	Horse	Plc	Mar	800 Posi	400 Posi	Time	3rd Qtr	4th Qt
8	KING TIGER	1	0.0m	7.0m (1)	6.1m (2)	2:02.80	28.84s	29.16s
3	ALWAYS THUNDER	2	1.6m	0.0m (0)	0.0m (0)	2:02.92	28.90s	29.72s
6	WESTERN STYLE	3	3.1m	16.8m (0)	15.4m (2)	2:03.04	28.82s	28.72s
7	FIRE FOX	4	5.7m	8.4m (0)	9.6m (0)	2:03.24	29.00s	29.34s
5	THE GREEK GENERAL	5	11.5m	11.2m (1)	11.0m (2)	2:03.69	28.90s	29.69s
4	AMERICAN HAMMER	6	12.7m	12.9m (0)	13.8m (0)	2:03.79	28.98s	29.59s
1	GRAYSON RED	7	16.6m	4.2m (0)	5.5m (0)	2:04.09	29.00s	30.49s
2	ONE FOR THE RODI	8	18.3m	2.8m (1)	7.7m (1)	2:04.22	29.26s	30.46s
10	JALANEEL	9	138.5m	76.3m (0)	91.3m (0)	2:13.55	30.08s	33.71s
9	CAULONIA COURAGE	10	144.5m	80.5m (0)	95.4m (0)	2:14.01	30.08s	33.87s

## Finish Position and metres gained

First Arrow shows distance gain/loss from 2nd Qtr to 3rd Qtr,  
Second Arrow shows distance gain/loss from 3rd Qtr to Finish  
Blue arrow indicates best gain in these quarters.



# Penrith Race 6 Distance 1720m

Thursday, 12 February 2026

Gross Time: 2:05.80

MileRate: 1:57.70

LeadTime: 7.50s

First Qtr: 30.50s

Second Qtr: 30.00s

Third Qtr: 28.50s


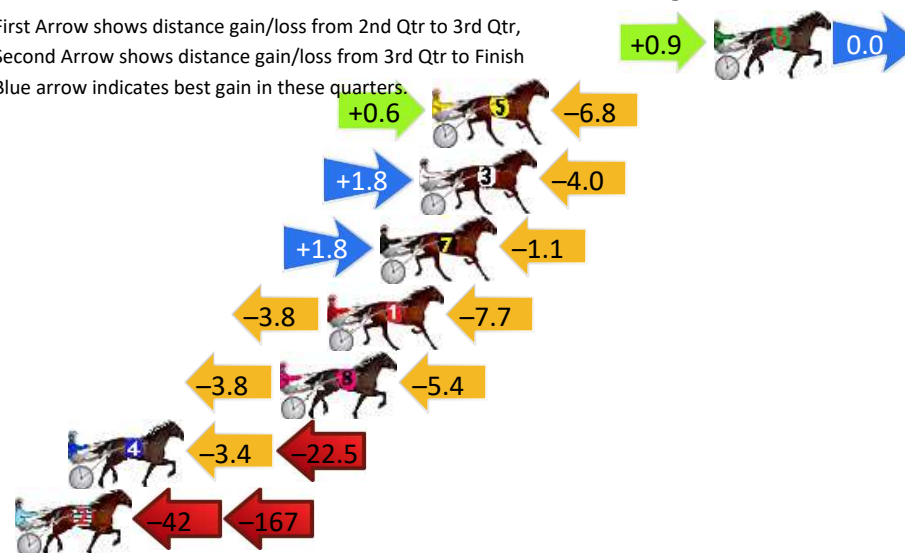
Fourth Qtr: 29.30s

DATA TABLE: 800 / 400 Posi's are position from leader and (how wide the horse was at that position)


NoHorse	Plc	Mar	800 Posi	400 Posi	Time	3rd Qtr	4th Qt
6 MIZZ ADELE	1	0.0m	0.9m (1)	0.0m (1)	2:05.80	28.44s	29.30s
5 BETTING STAR	2	11.3m	5.1m (1)	4.5m (1)	2:06.67	28.46s	29.85s
3 TIGER EUPHEME	3	11.8m	9.6m (1)	7.8m (2)	2:06.71	28.38s	29.65s
7 THE BEST OF YOU	4	13.4m	14.1m (1)	12.3m (2)	2:06.83	28.38s	29.45s
1 RAINBOWSEND	5	15.5m	4.0m (0)	7.8m (0)	2:06.99	28.78s	29.93s
8 THREEBUSHES OF AOTS	6	17.4m	8.2m (0)	12.0m (1)	2:07.14	28.78s	29.78s
4 FORESIGHT	7	25.9m	0.0m (0)	3.4m (0)	2:07.79	28.74s	31.05s
2 ROCKINDOWN UNDE R	8	500.8m	292.7m (0)	333.8m (0)	2:44.28	31.74s	43.80s

## Finish Position and metres gained

First Arrow shows distance gain/loss from 2nd Qtr to 3rd Qtr,  
Second Arrow shows distance gain/loss from 3rd Qtr to Finish  
Blue arrow indicates best gain in these quarters.



Visual positions in race at 2nd Quarter



Visual positions in race at 3rd Quarter



Powered by



Harness Analyser

Sectional Analysis Software

Not just form | Free Trial

[www.facebook.com/PJHarnessRacing](http://www.facebook.com/PJHarnessRacing)



RISE Digital, Harness Racing Australia nor the provider accepts any responsibility for the completeness or accuracy of any of the information contained herein, and makes no representations about its suitability for any particular purpose. Users should make their own judgements about those matters and/or seek independent advice. You assume all risks associated with use of data provided on this page

# Penrith Race 7 Distance 1720m

Thursday, 12 February 2026




Gross Time: 2:06.30 MileRate: 1:58.20 LeadTime: 7.50s First Qtr: 30.80s Second Qtr: 30.40s Third Qtr: 28.50s Fourth Qtr: 29.10s

DATA TABLE: 800 / 400 Posi's are position from leader and (how wide the horse was at that position)

No	Horse	Plc	Mar	800 Posi	400 Posi	Time	3rd Qtr	4th Qt
9	ROCK ASSET	1	0.0m	7.9m (1)	5.3m (1)	2:06.30	28.32s	28.72s
8	KELLYS COLOURS	2	3.8m	3.4m (1)	1.4m (1)	2:06.59	28.36s	29.29s
2	IMA SHINKANSEN	3	5.5m	4.5m (0)	3.9m (0)	2:06.72	28.46s	29.24s
7	JANELLE MAY	4	7.2m	8.5m (0)	8.4m (0)	2:06.85	28.50s	29.05s
3	NEED FOUR SPEED	5	10.7m	0.0m (0)	0.0m (0)	2:07.12	28.50s	29.92s
6	HESHARLEY	6	15.5m	18.6m (0)	13.7m (2)	2:07.48	28.16s	29.30s
4	TOMMYS LUCK	7	16.5m	12.1m (1)	10.6m (1)	2:07.56	28.40s	29.60s
10	SKY CITY	8	21.8m	13.6m (0)	16.8m (0)	2:07.96	28.74s	29.56s
5	OLLIE ONE SHOT	9	53.9m	17.5m (1)	26.8m (0)	2:10.41	29.18s	31.29s
1	PEPPI GRATZ	10	122.7m	72.0m (0)	81.3m (0)	2:15.67	29.22s	32.65s

## Finish Position and metres gained

First Arrow shows distance gain/loss from 2nd Qtr to 3rd Qtr, Second Arrow shows distance gain/loss from 3rd Qtr to Finish  
Blue arrow indicates best gain in these quarters.



# Penrith Race 8 Distance 1720m

Thursday, 12 February 2026


Gross Time: 2:06.40 MileRate: 1:58.20 LeadTime: 7.40s First Qtr: 30.40s Second Qtr: 30.20s Third Qtr: 29.70s Fourth Qtr: 28.70s

DATA TABLE: 800 / 400 Posi's are position from leader and (how wide the horse was at that position)

No	Horse	Plc	Mar	800 Posi	400 Posi	Time	3rd Qtr	4th Qt
8	SHE WHO DARES	1	0.0m	0.0m (0)	0.0m (0)	2:06.40	29.70s	28.70s
10	CARIBBEAN RUNA	2	6.8m	11.7m (1)	6.6m (2)	2:06.91	29.32s	28.73s
5	TIGERLICIOUS	3	13.5m	15.7m (1)	10.5m (2)	2:07.42	29.30s	28.96s
6	MISTER QUIRK	4	14.2m	16.8m (0)	13.2m (1)	2:07.47	29.42s	28.81s
4	KNOCKOUT TYSON	5	19.6m	4.3m (0)	4.4m (0)	2:07.88	29.70s	29.86s
7	LOOKIN GOOD MARGIE	6	21.1m	7.6m (1)	3.3m (1)	2:07.99	29.38s	30.05s
1	BIRDY GAL	7	21.5m	8.7m (0)	8.3m (0)	2:08.02	29.66s	29.72s
2	MEMPHIS FURY	8	24.9m	12.7m (0)	12.7m (0)	2:08.28	29.68s	29.66s
3	BO DUKE	9	31.6m	3.3m (1)	8.3m (1)	2:08.78	30.06s	30.48s

## Finish Position and metres gained

First Arrow shows distance gain/loss from 2nd Qtr to 3rd Qtr,  
Second Arrow shows distance gain/loss from 3rd Qtr to Finish  
Blue arrow indicates best gain in these quarters.



800

Visual positions in race at 2nd Quarter



400

Visual positions in race at 3rd Quarter



Powered by



Harness Analyser

Sectional Analysis Software

Not just form | Free Trial

[www.facebook.com/PJHarnessRacing](http://www.facebook.com/PJHarnessRacing)



RISE Digital, Harness Racing Australia nor the provider accepts any responsibility for the completeness or accuracy of any of the information contained herein, and makes no representations about its suitability for any particular purpose. Users should make their own judgements about those matters and/or seek independent advice. You assume all risks associated with use of data provided on this page

# Penrith Race 9 Distance 1720m

Thursday, 12 February 2026

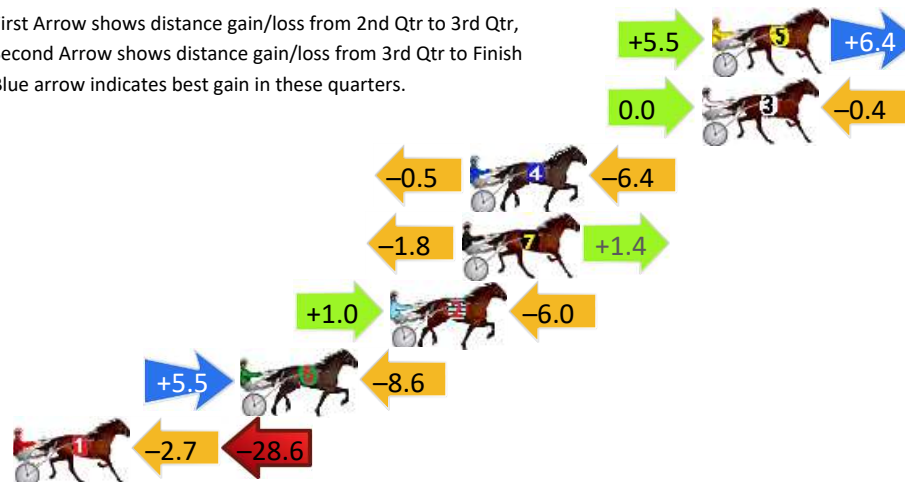
Gross Time: 2:06.20 MileRate: 1:58.10 LeadTime: 7.60s First Qtr: 30.60s Second Qtr: 30.00s Third Qtr: 28.50s Fourth Qtr: 29.50s

DATA TABLE: 800 / 400 Posi's are position from leader and (how wide the horse was at that position)

NoHorse	Plc	Mar	800 Posi	400 Posi	Time	3rd Qtr	4th Qt
5 BELLAMYS BLAST	1	0.0m	11.9m (1)	6.4m (2)	2:06.20	28.12s	29.04s
3 TARAS TEMPTATION	2	0.4m	0.0m (0)	0.0m (0)	2:06.23	28.50s	29.53s
4 CAPTAINS DELIGHT	3	9.7m	2.8m (1)	3.3m (1)	2:06.95	28.54s	30.01s
7 THATS WICKED	4	10.0m	9.6m (0)	11.4m (1)	2:06.97	28.64s	29.45s
2 TARAESS	5	12.9m	7.9m (1)	6.9m (1)	2:07.20	28.44s	30.00s
6 FORTUNA STRIDE	6	18.9m	15.8m (1)	10.3m (2)	2:07.66	28.12s	30.22s
1 HIWAYTHREENINENI NE	7	35.8m	4.5m (0)	7.2m (0)	2:08.97	28.70s	31.75s

## Finish Position and metres gained

First Arrow shows distance gain/loss from 2nd Qtr to 3rd Qtr,  
Second Arrow shows distance gain/loss from 3rd Qtr to Finish  
Blue arrow indicates best gain in these quarters.



800

Visual positions in race at 2nd Quarter



400

Visual positions in race at 3rd Quarter