Menangle Race 1 Distance 2300m

Tuesday, 10 March 2026

Gross Time: 2:53.30 MileRate: 1:59.20 LeadTime: 53.30s First Qtr: 30.10s Second Qtr: 29.50s Third Qtr: 29.70s Fourth Qtr: 30.70s

DATA TABLE: 800 / 400 Posi's are position from leader and (how wide the horse was at that position)

No	Horse	Plc	Mar	800 Posi	400 Posi	Time	3rd Qtr	4th Qt
12	VALLEY STAR	1	0.0m	15.3m (0)	23.8m (2)	2:53.30	30.37s	28.91s
9	GUNNER	2	3.3m	19.1m (0)	19.6m (2)	2:53.57	29.77s	29.50s
8	LAST CLANSMAN	3	5.2m	12.9m (1)	11.0m (2)	2:53.72	29.58s	30.29s
1	KENNYS SON	4	6.5m	0.0m (0)	0.0m (0)	2:53.82	29.70s	31.22s
6	EWING	5	15.5m	4.4m (0)	6.6m (1)	2:54.54	29.87s	31.45s
11	AFFAIRE DE COVER	6	18.9m	8.0m (1)	11.2m (0)	2:54.82	29.95s	31.38s
10	SAN JUAN MOUNTAIN	7	20.0m	3.4m (1)	1.8m (1)	2:54.91	29.59s	32.17s
7	HES A HAMMER	8	29.9m	16.8m (1)	15.3m (2)	2:55.70	29.62s	31.95s
5	MY HIGH PEAK	9	100.0m	10.9m (0)	22.4m (0)	3:01.33	30.58s	37.05s
3	I CHOOSE YOU	10	171.3m	94.9m (0)	114.0m (0)	3:07.06	31.30s	35.90s
4	MARIA THERESA	11	207.7m	115.4m (0)	138.0m (0)	3:09.98	31.60s	37.02s
2	TUMULT	12	309.2m	172.6m (0)	205.9m (0)	3:18.14	32.50s	40.08s

Finish Position and metres gained

First Arrow shows distance gain/loss from 2nd Qtr to 3rd Qtr,
Second Arrow shows distance gain/loss from 3rd Qtr to Finish
Blue arrow indicates best gain in these quarters.

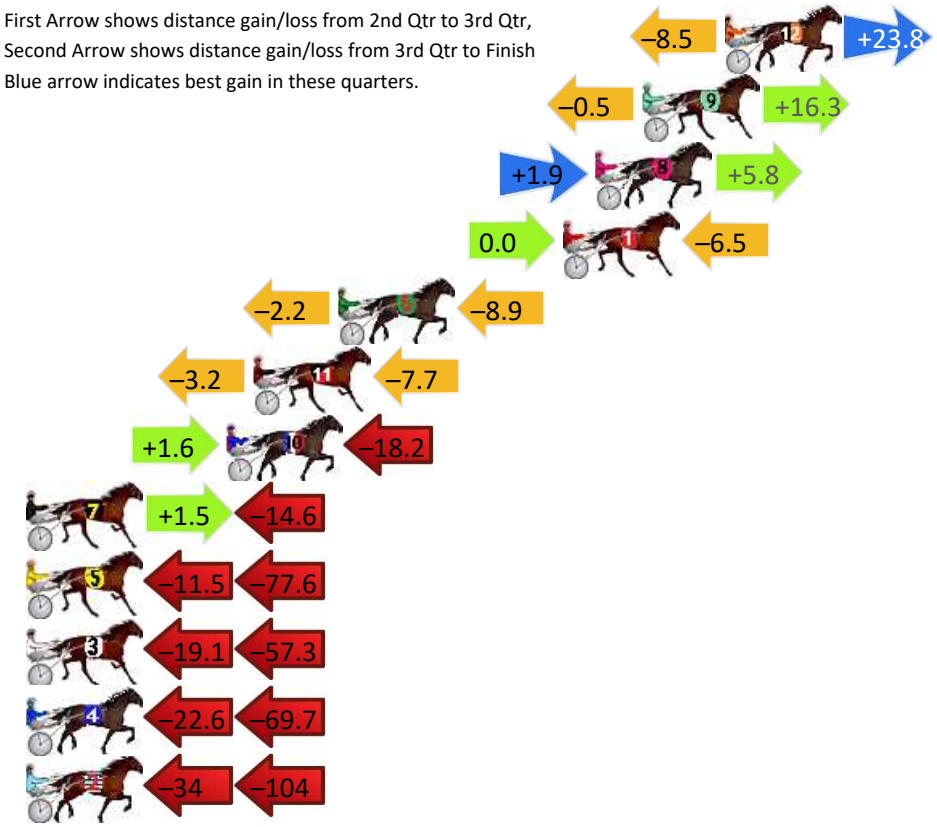



Visual positions in race at 2nd Quarter



Visual positions in race at 3nd Quarter

Powered by PJ Harness Analyser
Sectional Analysis Software
Not just form | Free Trial
www.facebook.com/PJHarnessRacing

RISE Digital, Harness Racing Australia nor the provider accepts any responsibility for the completeness or accuracy of any of the information contained herein, and makes no representations about its suitability for any particular purpose. Users should make their own judgements about those matters and/or seek independent advice. You assume all risks associated with use of data provided on this page

Menangle Race 2 Distance 1609m

Tuesday, 10 March 2026

Gross Time: 1:53.90 MileRate: 1:53.90 LeadTime: 0.00s First Qtr: 28.60s Second Qtr: 29.80s Third Qtr: 28.10s Fourth Qtr: 27.40s

DATA TABLE: 800 / 400 Posi's are position from leader and (how wide the horse was at that position)

No	Horse	Plc	Mar	800 Posi	400 Posi	Time	3rd Qtr	4th Qt
3	FLYING MAJOR ART	1	0.0m	0.0m (0)	0.0m (0)	1:53.90	28.10s	27.40s
7	WHERES MY REASON	2	5.7m	22.2m (1)	11.7m (2)	1:54.31	27.36s	27.00s
6	STEEL STRIDE	3	14.1m	17.8m (0)	8.0m (2)	1:54.92	27.41s	27.87s
2	DRAXON	4	14.9m	8.6m (0)	7.5m (0)	1:54.97	28.02s	27.95s
1	TARAS TEMPTATION	5	16.1m	4.0m (0)	4.3m (1)	1:55.06	28.11s	28.27s
5	EYE CAN EAR AMOUR	6	16.7m	13.2m (0)	12.4m (1)	1:55.10	28.03s	27.75s
8	CENT FOR PLEASURE	7	93.2m	23.5m (0)	60.9m (0)	2:00.62	30.66s	29.92s

Finish Position and metres gained

First Arrow shows distance gain/loss from 2nd Qtr to 3rd Qtr,
Second Arrow shows distance gain/loss from 3rd Qtr to Finish
Blue arrow indicates best gain in these quarters.

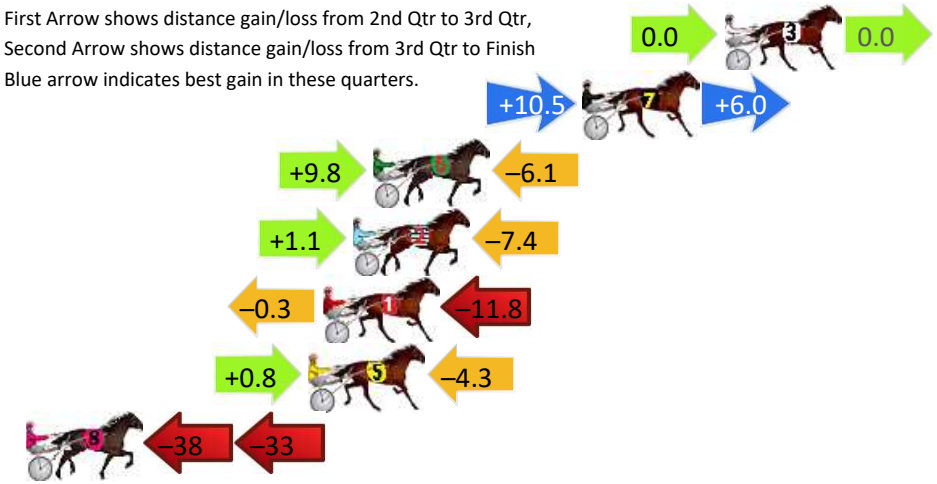

Visual positions in race at 2nd Quarter

800



Visual positions in race at 3nd Quarter

400

Powered by PJ Harness Analyser
Sectional Analysis Software
Not just form | Free Trial
www.facebook.com/PJHarnessRacing

RISE Digital, Harness Racing Australia nor the provider accepts any responsibility for the completeness or accuracy of any of the information contained herein, and makes no representations about its suitability for any particular purpose. Users should make their own judgements about those matters and/or seek independent advice. You assume all risks associated with use of data provided on this page

Menangle Race 3 Distance 1609m

Tuesday, 10 March 2026

Gross Time: 1:52.80 MileRate: 1:52.80 LeadTime: 0.00s First Qtr: 27.60s Second Qtr: 29.10s Third Qtr: 27.50s Fourth Qtr: 28.60s

DATA TABLE: 800 / 400 Posi's are position from leader and (how wide the horse was at that position)

No	Horse	Plc	Mar	800 Posi	400 Posi	Time	3rd Qtr	4th Qt
4	ROCKNROLL COWBOY	1	0.0m	0.0m (0)	0.4m (0)	1:52.80	27.53s	28.57s
10	MISS BLUE STORK	2	1.9m	7.3m (2)	0.0m (1)	1:52.94	27.00s	28.74s
8	HESAA LISTER	3	3.1m	4.1m (0)	4.7m (0)	1:53.03	27.55s	28.51s
6	WHAT FOR	4	11.6m	20.3m (1)	18.6m (2)	1:53.67	27.41s	28.18s
9	VESPA STRIDE	5	12.3m	4.5m (1)	5.2m (1)	1:53.72	27.55s	29.16s
7	MICKEY BE NIMBLE	6	16.8m	9.5m (1)	12.8m (2)	1:54.06	27.75s	28.97s
5	GENERAL MISCONDUCT	7	17.9m	15.6m (1)	16.6m (1)	1:54.14	27.59s	28.78s
1	SAPPHIRESNDIAMONDS	8	19.7m	8.2m (0)	9.8m (1)	1:54.28	27.62s	29.40s
2	KINGSTON RAINBOW	9	20.9m	14.6m (0)	17.0m (0)	1:54.37	27.69s	28.98s

Finish Position and metres gained

First Arrow shows distance gain/loss from 2nd Qtr to 3rd Qtr,
Second Arrow shows distance gain/loss from 3rd Qtr to Finish
Blue arrow indicates best gain in these quarters.

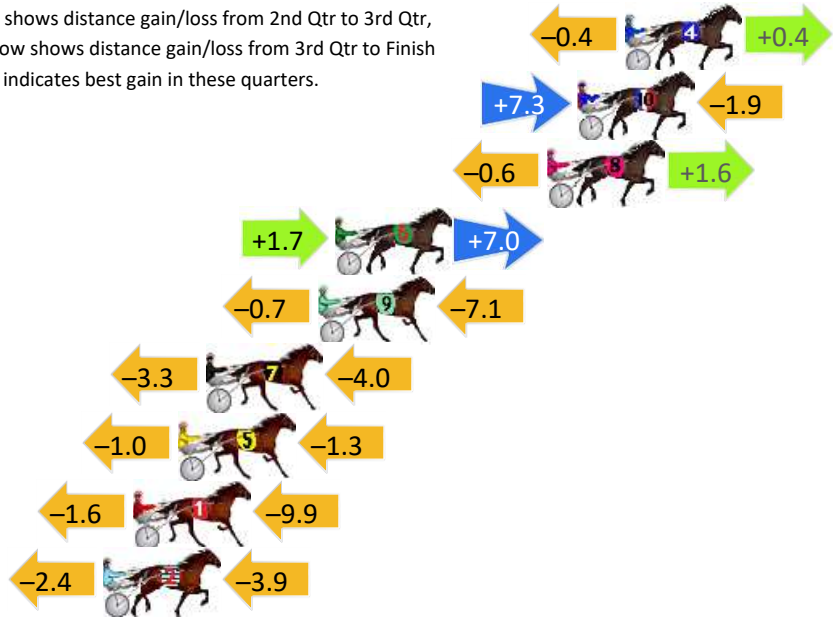

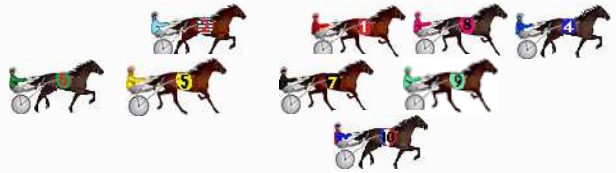

800

Visual positions in race at 2nd Quarter

400

Visual positions in race at 3nd Quarter

Powered by PJ Harness Analyser
Sectional Analysis Software
Not just form | Free Trial
www.facebook.com/PJHarnessRacing

RISE Digital, Harness Racing Australia nor the provider accepts any responsibility for the completeness or accuracy of any of the information contained herein, and makes no representations about its suitability for any particular purpose. Users should make their own judgements about those matters and/or seek independent advice. You assume all risks associated with use of data provided on this page

Menangle Race 4 Distance 1609m

Tuesday, 10 March 2026

Gross Time: 1:54.80 MileRate: 1:54.80 LeadTime: 0.00s First Qtr: 28.00s Second Qtr: 29.60s Third Qtr: 27.90s Fourth Qtr: 29.30s

DATA TABLE: 800 / 400 Posi's are position from leader and (how wide the horse was at that position)

No	Horse	Plc	Mar	800 Posi	400 Posi	Time	3rd Qtr	4th Qt
9	CLASSICMAJOR	1	0.0m	14.3m (1)	13.2m (4)	1:54.80	27.85s	28.36s
6	BIRDY GAL	2	4.0m	12.7m (0)	14.8m (1)	1:55.11	28.07s	28.55s
10	CROWN MOJO	3	4.7m	22.3m (1)	18.2m (5)	1:55.16	27.64s	28.37s
7	KING COREY	4	5.4m	0.0m (0)	0.0m (0)	1:55.21	27.90s	29.71s
4	DANCING WITH MY EX	5	8.9m	1.6m (1)	2.5m (1)	1:55.48	27.97s	29.81s
1	CARIBBEAN RUNA	6	9.6m	4.0m (0)	5.6m (0)	1:55.54	28.02s	29.64s
3	HALLOWEEN	7	11.7m	6.2m (1)	7.2m (2)	1:55.70	27.98s	29.69s
5	ROGERVALERIO LOMBO	8	12.5m	10.2m (1)	11.9m (3)	1:55.76	28.03s	29.42s
2	MINI MINE YET	9	13.8m	8.7m (0)	9.6m (0)	1:55.86	27.98s	29.68s
8	LARRIKIN LENNY	10	13.9m	18.3m (1)	19.0m (2)	1:55.87	27.98s	29.02s

Finish Position and metres gained

First Arrow shows distance gain/loss from 2nd Qtr to 3rd Qtr,
Second Arrow shows distance gain/loss from 3rd Qtr to Finish
Blue arrow indicates best gain in these quarters.

Visual positions in race at 2nd Quarter

800



Visual positions in race at 3nd Quarter

400

Powered by PJ Harness Analyser
Sectional Analysis Software
Not just form | Free Trial
www.facebook.com/PJHarnessRacing

RISE Digital, Harness Racing Australia nor the provider accepts any responsibility for the completeness or accuracy of any of the information contained herein, and makes no representations about its suitability for any particular purpose. Users should make their own judgements about those matters and/or seek independent advice. You assume all risks associated with use of data provided on this page

Menangle Race 5 Distance 1609m

Tuesday, 10 March 2026

Gross Time: 1:52.00 MileRate: 1:52.00 LeadTime: 0.00s First Qtr: 27.50s Second Qtr: 29.70s Third Qtr: 28.00s Fourth Qtr: 26.80s

DATA TABLE: 800 / 400 Posi's are position from leader and (how wide the horse was at that position)

No	Horse	Plc	Mar	800 Posi	400 Posi	Time	3rd Qtr	4th Qt
6	CAN BE A RUEBE	1	0.0m	0.0m (0)	0.0m (0)	1:52.00	28.00s	26.80s
7	RIVERA LOU	2	4.5m	11.6m (1)	12.0m (1)	1:52.32	28.01s	26.30s
8	TOORAM CEE CEE	3	4.9m	15.6m (1)	16.1m (1)	1:52.35	28.01s	26.05s
1	MISTER MANAGER	4	6.7m	4.0m (0)	4.7m (0)	1:52.47	28.04s	26.95s
4	ADMIRABLE	5	11.9m	13.2m (0)	12.9m (0)	1:52.84	27.96s	26.76s
2	BANKSY	6	12.2m	8.3m (0)	8.8m (0)	1:52.86	28.02s	27.06s
9	DOWN WARD DOG	6	12.2m	7.3m (1)	8.1m (1)	1:52.86	28.05s	27.11s
3	PORT AU PRINCE	8	17.8m	3.0m (1)	4.3m (1)	1:53.26	28.09s	27.76s

Finish Position and metres gained

First Arrow shows distance gain/loss from 2nd Qtr to 3rd Qtr,
Second Arrow shows distance gain/loss from 3rd Qtr to Finish
Blue arrow indicates best gain in these quarters.

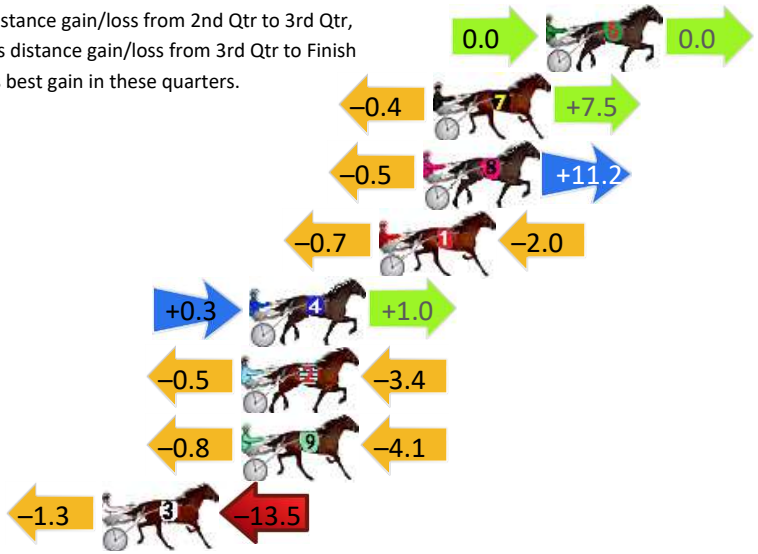

800

Visual positions in race at 2nd Quarter

400

Visual positions in race at 3nd Quarter

Powered by PJ Harness Analyser
Sectional Analysis Software
Not just form | Free Trial
www.facebook.com/PJHarnessRacing

RISE Digital, Harness Racing Australia nor the provider accepts any responsibility for the completeness or accuracy of any of the information contained herein, and makes no representations about its suitability for any particular purpose. Users should make their own judgements about those matters and/or seek independent advice. You assume all risks associated with use of data provided on this page

Menangle Race 6 Distance 1609m

Tuesday, 10 March 2026

Gross Time: 1:54.20 MileRate: 1:54.20 LeadTime: 0.00s First Qtr: 27.40s Second Qtr: 30.90s Third Qtr: 28.60s Fourth Qtr: 27.30s

DATA TABLE: 800 / 400 Posi's are position from leader and (how wide the horse was at that position)

No	Horse	Plc	Mar	800 Posi	400 Posi	Time	3rd Qtr	4th Qt
8	STITCHED UP DAN	1	0.0m	0.0m (0)	0.0m (0)	1:54.20	28.60s	27.30s
6	RIO DE JANEIRO BLUE	2	3.6m	15.9m (1)	16.2m (2)	1:54.46	28.60s	26.43s
5	TIGERLICIOUS	3	4.6m	11.9m (1)	12.5m (2)	1:54.53	28.62s	26.76s
2	LILS NIGHTMARE	4	6.3m	3.9m (0)	4.0m (0)	1:54.65	28.60s	27.47s
4	D J ROCK	5	8.6m	12.4m (0)	12.1m (0)	1:54.82	28.56s	27.08s
3	MICHAEL CAINE	6	10.0m	7.7m (1)	7.7m (1)	1:54.92	28.59s	27.48s
10	VENOM HANOVER	7	16.3m	20.1m (1)	19.2m (1)	1:55.37	28.51s	27.14s
1	DESIDERIO	8	20.0m	8.2m (0)	8.1m (0)	1:55.64	28.58s	28.18s
9	UNCHAINMYART	9	23.7m	16.6m (0)	19.0m (0)	1:55.90	28.74s	27.68s

Finish Position and metres gained

First Arrow shows distance gain/loss from 2nd Qtr to 3rd Qtr,
Second Arrow shows distance gain/loss from 3rd Qtr to Finish
Blue arrow indicates best gain in these quarters.

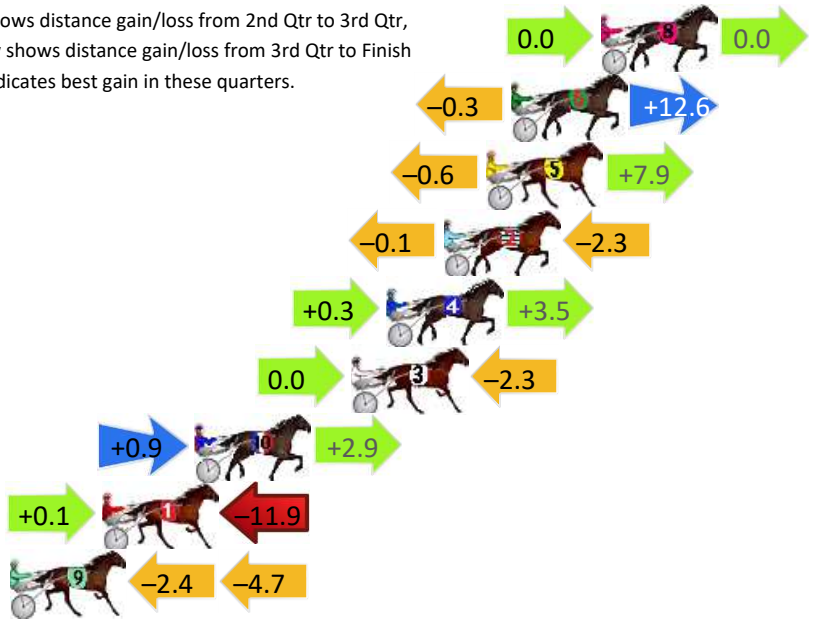

Visual positions in race at 2nd Quarter

800

Visual positions in race at 3nd Quarter

400

Powered by PJ Harness Analyser
Sectional Analysis Software
Not just form | Free Trial
www.facebook.com/PJHarnessRacing

RISE Digital, Harness Racing Australia nor the provider accepts any responsibility for the completeness or accuracy of any of the information contained herein, and makes no representations about its suitability for any particular purpose. Users should make their own judgements about those matters and/or seek independent advice. You assume all risks associated with use of data provided on this page

Menangle Race 7 Distance 1609m

Tuesday, 10 March 2026

Gross Time: 1:53.30 MileRate: 1:53.30 LeadTime: 0.00s First Qtr: 26.50s Second Qtr: 30.40s Third Qtr: 28.40s Fourth Qtr: 28.10s

DATA TABLE: 800 / 400 Posi's are position from leader and (how wide the horse was at that position)

No	Horse	Plc	Mar	800 Posi	400 Posi	Time	3rd Qtr	4th Qt
5	BETTINE	1	0.0m	20.8m (1)	13.9m (2)	1:53.30	27.91s	27.13s
8	MULLUM RUBY	2	1.5m	18.4m (0)	17.7m (1)	1:53.41	28.34s	26.97s
6	TISBURY ROCKS	3	2.7m	12.0m (1)	6.5m (2)	1:53.50	28.01s	27.85s
4	VALIENTE HANOVER	4	3.7m	16.3m (1)	10.5m (2)	1:53.57	27.99s	27.64s
9	MAJOR ICON	5	3.8m	6.6m (1)	0.0m (1)	1:53.58	27.93s	28.38s
7	THE BEST OF YOU	6	12.4m	13.9m (0)	14.0m (0)	1:54.22	28.41s	28.03s
10	ROCK ASSET	7	13.0m	25.3m (1)	16.9m (3)	1:54.26	27.80s	27.87s
1	WATERMAIN LADY	8	13.2m	0.0m (0)	1.5m (0)	1:54.27	28.51s	28.97s
2	LOCHIEL	9	13.4m	4.5m (0)	6.3m (1)	1:54.29	28.52s	28.65s
3	SUNDAY MORNINGS	10	17.8m	9.1m (0)	10.1m (0)	1:54.61	28.47s	28.71s

Finish Position and metres gained

First Arrow shows distance gain/loss from 2nd Qtr to 3rd Qtr,
Second Arrow shows distance gain/loss from 3rd Qtr to Finish
Blue arrow indicates best gain in these quarters.



800

Visual positions in race at 2nd Quarter

400

Visual positions in race at 3nd Quarter

Powered by PJ Harness Analyser
Sectional Analysis Software
Not just form | Free Trial
www.facebook.com/PJHarnessRacing

RISE Digital, Harness Racing Australia nor the provider accepts any responsibility for the completeness or accuracy of any of the information contained herein, and makes no representations about its suitability for any particular purpose. Users should make their own judgements about those matters and/or seek independent advice. You assume all risks associated with use of data provided on this page

Menangle Race 8 Distance 1609m

Tuesday, 10 March 2026

Gross Time: 1:51.40 MileRate: 1:51.40 LeadTime: 0.00s First Qtr: 26.40s Second Qtr: 29.00s Third Qtr: 28.00s Fourth Qtr: 28.00s

DATA TABLE: 800 / 400 Posi's are position from leader and (how wide the horse was at that position)

No	Horse	Plc	Mar	800 Posi	400 Posi	Time	3rd Qtr	4th Qt
8	PERFECT STRIDE	1	0.0m	16.8m (1)	16.5m (2)	1:51.40	27.98s	26.85s
5	RAVISHING SLOY	2	2.6m	13.1m (1)	11.4m (1)	1:51.59	27.89s	27.40s
3	PETES SAID SO	3	3.3m	9.2m (0)	9.2m (0)	1:51.64	28.00s	27.60s
2	REGAZZO DI TILLY	4	5.4m	0.0m (0)	0.0m (0)	1:51.80	28.00s	28.40s
9	DOUBLE FEAR	5	6.9m	16.7m (0)	18.0m (1)	1:51.91	28.09s	27.25s
6	OUR VINCENT CAN GOGH	6	7.2m	4.6m (0)	4.0m (0)	1:51.93	27.96s	28.25s
7	CAULONIA COURAGE	7	11.6m	20.5m (1)	20.7m (3)	1:52.25	28.01s	27.41s
10	MIKI COHEN	8	16.6m	8.7m (1)	7.1m (1)	1:52.62	27.89s	28.73s
4	ZAMBIA	9	48.0m	12.9m (0)	13.2m (0)	1:54.93	28.02s	30.61s

Finish Position and metres gained

First Arrow shows distance gain/loss from 2nd Qtr to 3rd Qtr,
Second Arrow shows distance gain/loss from 3rd Qtr to Finish
Blue arrow indicates best gain in these quarters.



Visual positions in race at 2nd Quarter

800

Visual positions in race at 3nd Quarter

400

Powered by PJ Harness Analyser
Sectional Analysis Software
Not just form | Free Trial
www.facebook.com/PJHarnessRacing

RISE Digital, Harness Racing Australia nor the provider accepts any responsibility for the completeness or accuracy of any of the information contained herein, and makes no representations about its suitability for any particular purpose. Users should make their own judgements about those matters and/or seek independent advice. You assume all risks associated with use of data provided on this page

Menangle Race 9 Distance 1609m

Tuesday, 10 March 2026

Gross Time: 1:52.60 MileRate: 1:52.60 LeadTime: 0.00s First Qtr: 26.90s Second Qtr: 30.10s Third Qtr: 28.10s Fourth Qtr: 27.50s

DATA TABLE: 800 / 400 Posi's are position from leader and (how wide the horse was at that position)

No	Horse	Plc	Mar	800 Posi	400 Posi	Time	3rd Qtr	4th Qt
4	COLOSSAL HOPE	1	0.0m	0.0m (0)	0.0m (0)	1:52.60	28.10s	27.50s
5	CASH AND BLING	2	0.5m	14.2m (1)	14.6m (2)	1:52.64	28.12s	26.53s
7	OHOKA COBRA	3	5.5m	9.3m (1)	10.0m (2)	1:53.00	28.14s	27.21s
10	GIPSY PRINCESS	4	6.4m	22.5m (1)	23.0m (2)	1:53.06	28.12s	26.38s
2	SURF ACE	5	7.3m	12.6m (0)	12.7m (0)	1:53.13	28.10s	27.15s
6	ROMANEE	6	7.7m	18.2m (1)	18.4m (2)	1:53.16	28.10s	26.79s
9	VINKE B	7	9.2m	5.0m (1)	5.4m (1)	1:53.27	28.13s	27.79s
3	DUTY OF CARE	8	9.5m	4.3m (0)	4.6m (0)	1:53.29	28.12s	27.87s
1	THERES WALLY	9	14.8m	8.3m (0)	8.7m (0)	1:53.67	28.12s	27.97s
8	SPIRIT OF ARION	10	22.9m	17.8m (0)	19.1m (0)	1:54.26	28.18s	27.84s

Finish Position and metres gained

First Arrow shows distance gain/loss from 2nd Qtr to 3rd Qtr,
Second Arrow shows distance gain/loss from 3rd Qtr to Finish
Blue arrow indicates best gain in these quarters.

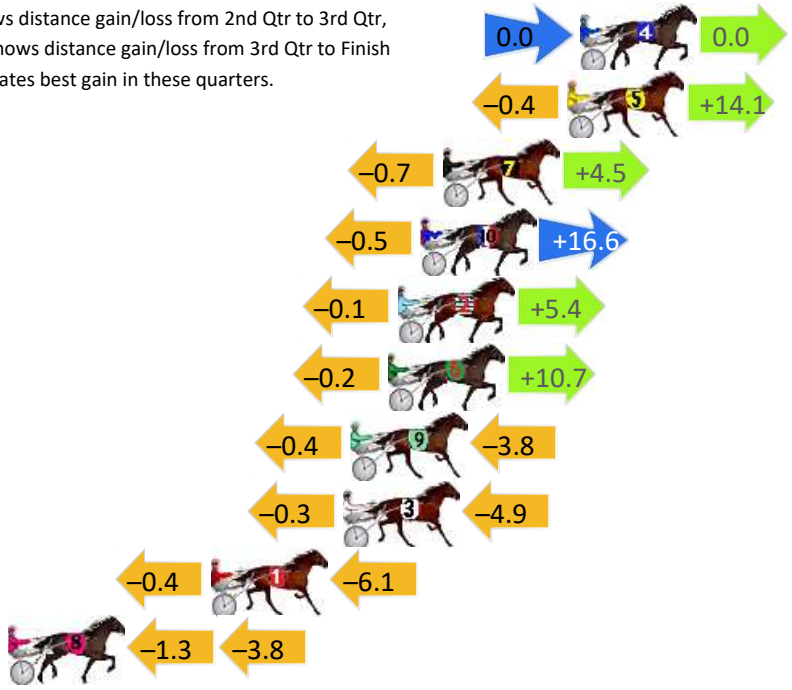

800

Visual positions in race at 2nd Quarter

400

Visual positions in race at 3nd Quarter

Powered by PJ Harness Analyser
Sectional Analysis Software
Not just form | Free Trial
www.facebook.com/PJHarnessRacing

RISE Digital, Harness Racing Australia nor the provider accepts any responsibility for the completeness or accuracy of any of the information contained herein, and makes no representations about its suitability for any particular purpose. Users should make their own judgements about those matters and/or seek independent advice. You assume all risks associated with use of data provided on this page