

Newcastle Race 1 Distance 1609m




Thursday, 2 April 2026

Gross Time: 1:54.30 MileRate: 1:54.30 LeadTime: 0.00s First Qtr: 27.80s Second Qtr: 29.80s Third Qtr: 28.80s Fourth Qtr: 27.90s

DATA TABLE: 800 / 400 Posi's are position from leader and (how wide the horse was at that position)

No	Horse	Plc	Mar	800 Posi	400 Posi	Time	3rd Qtr	4th Qt
3	WAR WESTERN	1	0.0m	0.0m (0)	0.0m (0)	1:54.30	28.80s	27.90s
1	CHARJO	2	6.7m	5.0m (0)	4.6m (0)	1:54.79	28.76s	28.07s
9	HYDEEHO	3	9.3m	9.5m (0)	8.5m (0)	1:54.98	28.72s	27.98s
8	CHEDDAR VALLEY	4	10.0m	17.6m (0)	16.5m (0)	1:55.03	28.70s	27.47s
2	NIFTY STUDLEIGH	5	14.6m	18.7m (1)	17.3m (1)	1:55.37	28.68s	27.75s
6	OPEN THE GATES	6	15.3m	13.4m (0)	12.5m (0)	1:55.42	28.72s	28.14s
10	BODYLINE	7	19.9m	22.6m (1)	21.3m (1)	1:55.76	28.68s	27.86s
5	ROCKNROLL ROCKET	8	24.5m	9.8m (1)	8.2m (1)	1:56.10	28.68s	29.12s
4	POINT LOOKOUT	9	25.3m	14.3m (1)	13.1m (1)	1:56.16	28.70s	28.84s
7	ONETANGI GIRL	10	25.6m	27.1m (1)	25.5m (1)	1:56.18	28.66s	27.98s

Finish Position and metres gained



Newcastle Race 2 Distance 1609m


Thursday, 2 April 2026

Gross Time: 1:55.20 MileRate: 1:55.20 LeadTime: 0.00s First Qtr: 29.10s Second Qtr: 31.00s Third Qtr: 28.50s Fourth Qtr: 26.70s

DATA TABLE: 800 / 400 Posi's are position from leader and (how wide the horse was at that position)

NoHorse	Plc	Mar	800 Posi	400 Posi	Time	3rd Qtr	4th Qt
4 SPUNKYS GOTSECRETS	1	0.0m	0.0m (0)	0.0m (0)	1:55.20	28.50s	26.70s
3 AVENGER	2	8.6m	4.5m (0)	4.7m (0)	1:55.81	28.50s	26.99s
10 RADIANT AMBER	3	14.3m	10.7m (1)	10.2m (2)	1:56.21	28.44s	27.01s
9 MAJOR MICKEY	4	18.0m	14.7m (1)	15.8m (2)	1:56.47	28.54s	26.89s
6 OHWHATIWOULDGI VE	5	20.4m	18.9m (1)	19.8m (2)	1:56.64	28.52s	26.78s
5 HES MY REASON	6	24.3m	6.5m (1)	11.1m (1)	1:56.91	28.80s	27.65s
7 THE CID	7	25.7m	23.4m (1)	24.5m (1)	1:57.01	28.52s	26.83s
1 GENERAL ROCKER	8	26.0m	8.5m (0)	9.6m (0)	1:57.03	28.56s	27.87s
2 MAYWYNS MIGHTY MAC	9	27.6m	13.0m (0)	14.0m (0)	1:57.14	28.54s	27.68s
8 THREEBUSHELFOA TS	10	31.5m	17.5m (0)	18.1m (0)	1:57.42	28.50s	27.68s

Finish Position and metres gained



800

Visual positions in race at 2nd Quarter



400

Visual positions in race at 3rd Quarter



Newcastle Race 3 Distance 1609m

Thursday, 2 April 2026


Gross Time: 1:55.90 MileRate: 1:55.90 LeadTime: 0.00s First Qtr: 28.70s Second Qtr: 31.10s Third Qtr: 28.70s Fourth Qtr: 27.40s

DATA TABLE: 800 / 400 Posi's are position from leader and (how wide the horse was at that position)

No	Horse	Plc	Mar	800 Posi	400 Posi	Time	3rd Qtr	4th Qt
2	ARTISTIC SCOTT	1	0.0m	0.0m (0)	0.0m (0)	1:55.90	28.70s	27.40s
5	ROCKIN MISS REGINA	2	5.2m	5.3m (1)	4.0m (1)	1:56.27	28.60s	27.50s
9	PENURIOUS	3	5.4m	4.8m (0)	4.6m (0)	1:56.29	28.68s	27.47s
10	MISTER BRILLANTE	4	9.2m	9.3m (0)	9.8m (0)	1:56.56	28.72s	27.38s
4	IM A LIBERTY GIRL	5	11.6m	9.8m (1)	8.6m (1)	1:56.74	28.60s	27.64s
3	TWO CRACKED CORN	6	15.8m	14.3m (1)	13.2m (1)	1:57.04	28.60s	27.62s
6	HEEZ REASONABLE	7	17.1m	18.2m (1)	17.8m (1)	1:57.13	28.64s	27.39s
8	DOUBLE SAID	8	19.1m	18.5m (0)	18.9m (0)	1:57.28	28.70s	27.46s
7	ROSES ARE BEST	9	20.4m	13.5m (0)	14.9m (0)	1:57.37	28.78s	27.83s

Finish Position and metres gained

First Arrow shows distance gain/loss from 2nd Qtr to 3rd Qtr, Second Arrow shows distance gain/loss from 3rd Qtr to Finish
Blue arrow indicates best gain in these quarters.



800

Visual positions in race at 2nd Quarter



400

Visual positions in race at 3rd Quarter



Newcastle Race 4 Distance 1609m

Thursday, 2 April 2026



Gross Time: 1:54.40 MileRate: 1:54.40 LeadTime: 0.00s First Qtr: 28.20s Second Qtr: 29.60s Third Qtr: 27.80s Fourth Qtr: 28.80s

DATA TABLE: 800 / 400 Posi's are position from leader and (how wide the horse was at that position)

No	Horse	Plc	Mar	800 Posi	400 Posi	Time	3rd Qtr	4th Qt
5	SINBINNED	1	0.0m	0.0m (0)	0.0m (0)	1:54.40	27.80s	28.80s
3	NEXT TO ME	2	5.4m	1.5m (1)	2.3m (1)	1:54.81	27.86s	29.05s
4	SAINT KARAMARA	3	7.7m	13.0m (0)	12.5m (0)	1:54.98	27.78s	28.50s
1	BRING YOUR BEST	4	8.7m	4.4m (0)	4.6m (0)	1:55.06	27.82s	29.14s
10	ULTIMATE TROUBLE	5	9.7m	11.9m (1)	10.2m (1)	1:55.13	27.70s	28.81s
9	KATLAS DREAM	6	10.8m	8.7m (0)	8.5m (0)	1:55.22	27.80s	29.02s
8	DEECEE ROCKIN	7	11.5m	20.0m (1)	19.6m (2)	1:55.27	27.80s	28.29s
7	ROCKNROLL TONY	8	14.3m	18.0m (0)	17.1m (0)	1:55.48	27.76s	28.68s
2	DE LA RENTA	9	15.1m	6.7m (1)	6.3m (1)	1:55.54	27.78s	29.50s
6	DANIEL BOOM	10	19.4m	15.9m (1)	15.9m (1)	1:55.87	27.82s	29.15s

Finish Position and metres gained

First Arrow shows distance gain/loss from 2nd Qtr to 3rd Qtr,
Second Arrow shows distance gain/loss from 3rd Qtr to Finish
Blue arrow indicates best gain in these quarters.



800

Visual positions in race at 2nd Quarter



400

Visual positions in race at 3rd Quarter



Newcastle Race 5 Distance 1609m

Thursday, 2 April 2026




Gross Time: 1:53.50 MileRate: 1:53.50 LeadTime: 0.00s First Qtr: 27.20s Second Qtr: 29.40s Third Qtr: 28.00s Fourth Qtr: 28.90s

DATA TABLE: 800 / 400 Posi's are position from leader and (how wide the horse was at that position)

No	Horse	Plc	Mar	800 Posi	400 Posi	Time	3rd Qtr	4th Qt
9	CAPTAIN GROOVE	1	0.0m	13.2m (0)	12.5m (0)	1:53.50	27.96s	28.02s
1	IRE OF THE DRAGON	2	1.1m	9.2m (0)	8.2m (0)	1:53.58	27.94s	28.40s
10	KING HIT	3	1.9m	15.5m (1)	13.0m (2)	1:53.64	27.84s	28.12s
5	ONEHANDONEBOUNCE	4	4.1m	4.6m (0)	4.5m (0)	1:53.81	28.00s	28.89s
6	SWEET ROCKY	5	4.8m	0.0m (0)	0.0m (0)	1:53.86	28.00s	29.26s
8	SPIRIT KING	6	5.9m	28.7m (1)	17.0m (0)	1:53.95	27.20s	28.15s
7	PRINCESS MICKAYLA	7	17.0m	24.7m (1)	17.5m (1)	1:54.79	27.52s	28.95s
3	LOUS DREAM	8	27.9m	20.4m (1)	22.6m (1)	1:55.62	28.18s	29.42s
2	DALLAS DALE	9	65.4m	6.6m (1)	6.2m (1)	1:58.46	27.98s	33.42s
4	NOTHINGBUTWAVES	10	181.5m	11.2m (1)	9.1m (2)	2:07.27	27.86s	42.03s

Finish Position and metres gained

First Arrow shows distance gain/loss from 2nd Qtr to 3rd Qtr, Second Arrow shows distance gain/loss from 3rd Qtr to Finish. Blue arrow indicates best gain in these quarters.



Newcastle Race 6 Distance 2030m

Thursday, 2 April 2026

Gross Time: 2:25.40 MileRate: 1:55.30 LeadTime: 31.30s First Qtr: 30.30s Second Qtr: 28.40s Third Qtr: 27.30s Fourth Qtr: 28.10s

DATA TABLE: 800 / 400 Posi's are position from leader and (how wide the horse was at that position)

NoHorse	Plc	Mar	800 Posi	400 Posi	Time	3rd Qtr	4th Qt
8 KANENA PROVLIMA	1	0.0m	0.0m (0)	0.0m (0)	2:25.40	27.30s	28.10s
9 CYA ART	2	7.8m	9.1m (0)	9.3m (0)	2:25.98	27.32s	28.04s
1 LITTLE DEMON	3	8.9m	4.7m (0)	4.7m (0)	2:26.06	27.30s	28.44s
5 ROCKTAGONAL	4	10.8m	17.7m (0)	17.4m (0)	2:26.20	27.30s	27.70s
3 OUR UNCLE JIM	5	11.0m	3.0m (1)	6.1m (1)	2:26.21	27.52s	28.49s
4 LOVE LOU	6	11.1m	16.8m (1)	14.5m (1)	2:26.22	27.16s	27.92s
2 PET KITTY	7	12.4m	13.3m (0)	13.4m (0)	2:26.32	27.32s	28.10s
7 NO NOTTHEBUTTONS	8	14.3m	11.5m (1)	5.8m (2)	2:26.46	26.92s	28.76s
6 ILLAWONG DANNY	9	18.7m	7.4m (1)	10.5m (1)	2:26.78	27.52s	28.76s

Finish Position and metres gained

First Arrow shows distance gain/loss from 2nd Qtr to 3rd Qtr, Second Arrow shows distance gain/loss from 3rd Qtr to Finish
Blue arrow indicates best gain in these quarters.



800

Visual positions in race at 2nd Quarter



400

Visual positions in race at 3rd Quarter



Newcastle Race 7 Distance 2030m


Thursday, 2 April 2026

Gross Time: 2:27.70 MileRate: 1:57.10 LeadTime: 30.00s First Qtr: 30.00s Second Qtr: 30.00s Third Qtr: 28.90s Fourth Qtr: 28.80s

DATA TABLE: 800 / 400 Posi's are position from leader and (how wide the horse was at that position)

NoHorse	Plc	Mar	800 Posi	400 Posi	Time	3rd Qtr	4th Qt
6 QUICKSHIFT GIRL	1	0.0m	0.0m (0)	0.0m (0)	2:27.70	28.90s	28.80s
3 SMOLENSKI	2	10.5m	8.1m (1)	9.5m (1)	2:28.49	29.00s	28.91s
10 GRACE SHANNON	3	17.1m	21.4m (1)	14.5m (3)	2:28.99	28.40s	29.05s
8 LIMOUSINE CHEEKY	4	17.9m	17.0m (1)	15.1m (2)	2:29.05	28.76s	29.07s
4 CORAL CAYS	5	18.6m	4.2m (1)	4.8m (1)	2:29.11	28.94s	29.87s
1 THRIPENNY	6	19.2m	8.9m (0)	11.2m (0)	2:29.15	29.06s	29.45s
9 ELOUISA DALE	7	22.2m	13.4m (0)	15.1m (1)	2:29.38	29.02s	29.40s
5 SWEETLY SPOKEN	8	22.8m	13.1m (1)	11.2m (2)	2:29.42	28.76s	29.72s
2 GIRLSGOTCURLS	9	26.9m	4.5m (0)	6.7m (0)	2:29.73	29.06s	30.35s

Finish Position and metres gained



Visual positions in race at 2nd Quarter



Visual positions in race at 3rd Quarter

Newcastle Race 8 Distance 1609m

Thursday, 2 April 2026

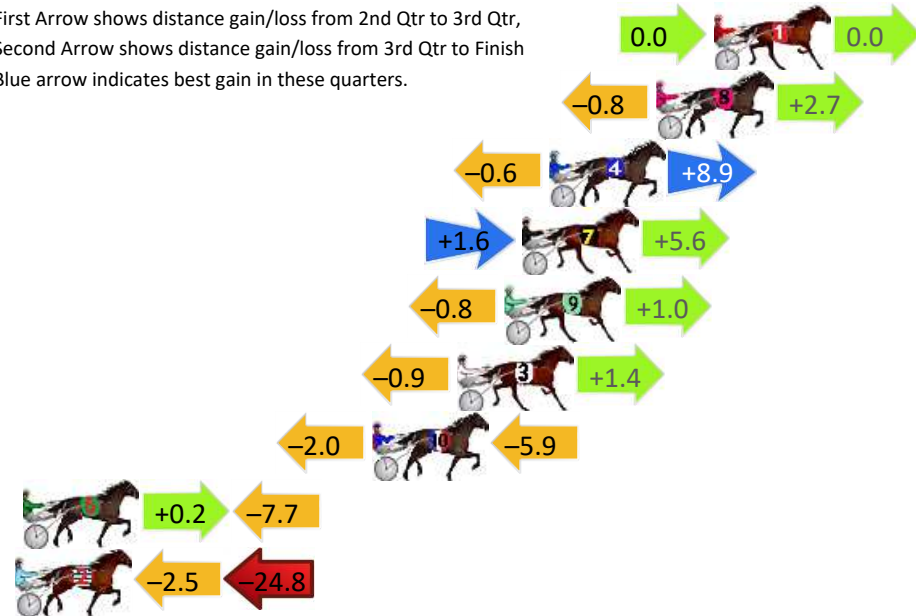
Gross Time: 1:57.20 MileRate: 1:57.20 LeadTime: 0.00s First Qtr: 28.20s Second Qtr: 31.00s Third Qtr: 29.10s Fourth Qtr: 28.90s

DATA TABLE: 800 / 400 Posi's are position from leader and (how wide the horse was at that position)

No	Horse	Plc	Mar	800 Posi	400 Posi	Time	3rd Qtr	4th Qt
1	LINE OF COURAGE	1	0.0m	0.0m (0)	0.0m (0)	1:57.20	29.10s	28.90s
8	SLICK AND SUAVE	2	2.3m	4.2m (0)	5.0m (0)	1:57.37	29.16s	28.71s
4	RAINBOW FEELS	3	6.6m	14.9m (1)	15.5m (1)	1:57.70	29.14s	28.28s
7	NEVER KNOW SPARKY	4	7.7m	14.9m (0)	13.3m (0)	1:57.78	28.98s	28.52s
9	ADDED VALUE	5	8.4m	8.6m (0)	9.4m (0)	1:57.84	29.16s	28.86s
3	ROOBEE	6	10.3m	10.8m (1)	11.7m (1)	1:57.98	29.16s	28.84s
10	LOUTHPARKSCHOONER	7	13.7m	5.8m (1)	7.8m (1)	1:58.24	29.24s	29.38s
6	WOOPAA	8	27.7m	20.2m (0)	20.0m (1)	1:59.30	29.08s	29.56s
2	MISS ADONIS	9	28.7m	1.4m (1)	3.9m (1)	1:59.38	29.28s	30.80s

Finish Position and metres gained

First Arrow shows distance gain/loss from 2nd Qtr to 3rd Qtr, Second Arrow shows distance gain/loss from 3rd Qtr to Finish. Blue arrow indicates best gain in these quarters.



800

Visual positions in race at 2nd Quarter



400

Visual positions in race at 3rd Quarter



Newcastle Race 9 Distance 1609m

Thursday, 2 April 2026

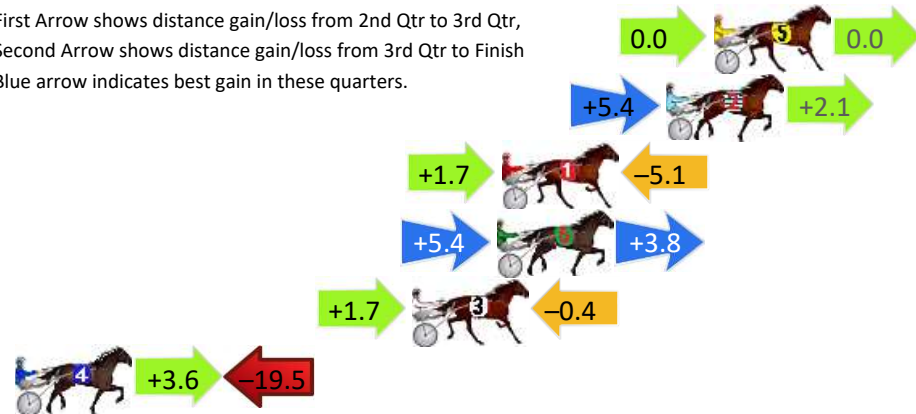
Gross Time: 1:57.30 MileRate: 1:57.30 LeadTime: 0.00s First Qtr: 29.30s Second Qtr: 31.50s Third Qtr: 28.30s Fourth Qtr: 28.20s

DATA TABLE: 800 / 400 Posi's are position from leader and (how wide the horse was at that position)

NoHorse	Plc	Mar	800 Posi	400 Posi	Time	3rd Qtr	4th Qt	
5	PASSION AND PAIN	1	0.0m	0.0m (0)	0.0m (0)	1:57.30	28.30s	28.20s
2	FEROCIOUS LOVER	2	1.9m	9.4m (0)	4.0m (0)	1:57.44	27.92s	28.06s
1	HARMS LULLABY	3	8.5m	5.1m (0)	3.4m (1)	1:57.93	28.18s	28.59s
6	BETTOR ELEMENTS	4	8.7m	17.9m (1)	12.5m (1)	1:57.94	27.92s	27.96s
3	OUR SWEETHEART	5	12.1m	13.4m (0)	11.7m (0)	1:58.20	28.18s	28.28s
4	HUNGRY BEAR	6	28.1m	12.2m (1)	8.6m (1)	1:59.38	28.04s	29.68s

Finish Position and metres gained

First Arrow shows distance gain/loss from 2nd Qtr to 3rd Qtr,
Second Arrow shows distance gain/loss from 3rd Qtr to Finish
Blue arrow indicates best gain in these quarters.



8
0
0

Visual positions in race at 2nd Quarter



4
0
0

Visual positions in race at 3rd Quarter

