

# Penrith Race 1 Distance 1720m

Thursday, 2 April 2026


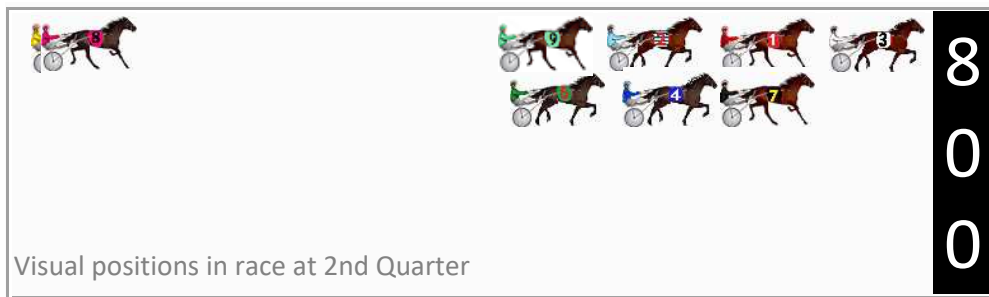
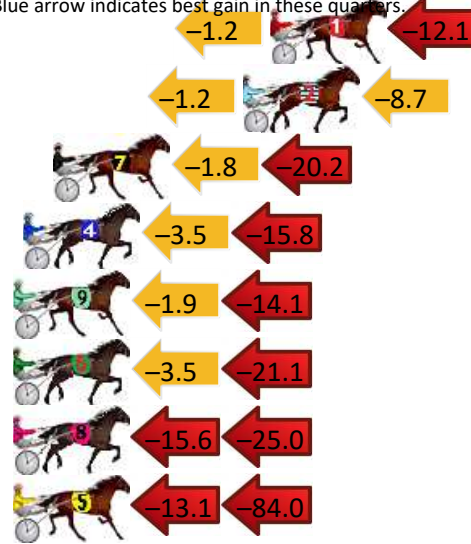
Gross Time: 2:06.00 MileRate: 1:57.90 LeadTime: 7.40s First Qtr: 29.20s Second Qtr: 32.10s Third Qtr: 29.00s Fourth Qtr: 28.30s

DATA TABLE: 800 / 400 Posi's are position from leader and (how wide the horse was at that position)

No	Horse	Plc	Mar	800 Posi	400 Posi	Time	3rd Qtr	4th Qt
3	STANNUM	1	0.0m	0.0m (0)	0.0m (0)	2:06.00	29.00s	28.30s
1	WICKED LEGEND	2	17.7m	4.4m (0)	5.6m (0)	2:07.32	29.08s	29.22s
2	MERRYWOOD LOU	3	18.8m	8.9m (0)	10.1m (0)	2:07.40	29.08s	28.98s
7	CAPTAIN TIDS	4	26.4m	4.4m (1)	6.2m (1)	2:07.96	29.12s	29.82s
4	GRANGE REASON	5	27.6m	8.3m (1)	11.8m (1)	2:08.05	29.24s	29.51s
9	BETTOR NOT SAID	6	29.3m	13.3m (0)	15.2m (0)	2:08.18	29.12s	29.40s
6	AMERICAN BREEZE	7	37.4m	12.8m (1)	16.3m (1)	2:08.78	29.24s	29.92s
8	TARAS CHOICE	8	72.2m	31.6m (0)	47.2m (0)	2:11.37	30.08s	30.31s
5	HEAVEN FAST	9	249.1m	152.0m (0)	165.1m (0)	2:24.52	29.80s	35.06s

## Finish Position and metres gained

First Arrow shows distance gain/loss from 2nd Qtr to 3rd Qtr, Second Arrow shows distance gain/loss from 3rd Qtr to Finish  
Blue arrow indicates best gain in these quarters.



# Penrith Race 2 Distance 1720m

Thursday, 2 April 2026


Gross Time: 2:06.20 MileRate: 1:58.10 LeadTime: 7.50s First Qtr: 30.50s Second Qtr: 30.40s Third Qtr: 28.70s Fourth Qtr: 29.10s

DATA TABLE: 800 / 400 Posi's are position from leader and (how wide the horse was at that position)

No	Horse	Plc	Mar	800 Posi	400 Posi	Time	3rd Qtr	4th Qt
1	NITRO DANNY	1	0.0m	0.0m (0)	0.0m (0)	2:06.20	28.70s	29.10s
8	LOOKIN GOOD MARGIE	2	0.1m	8.1m (0)	7.5m (1)	2:06.21	28.66s	28.57s
7	LYNNSANITY	3	0.4m	4.2m (0)	4.5m (0)	2:06.23	28.72s	28.81s
9	RAINBOW TITAN	4	1.1m	9.5m (1)	6.1m (3)	2:06.28	28.46s	28.74s
6	DILETTO	5	4.9m	16.0m (0)	13.1m (1)	2:06.57	28.50s	28.53s
5	DESIDERIO	6	6.8m	14.0m (1)	11.7m (2)	2:06.72	28.54s	28.78s
10	AGIFTFROMTHEANGELS	7	8.8m	12.1m (0)	12.8m (0)	2:06.87	28.76s	28.85s
3	RAINBOWSEND	8	13.5m	1.4m (1)	2.8m (1)	2:07.23	28.80s	29.93s
2	GOODTIME BRAVO	9	14.2m	5.6m (1)	6.7m (2)	2:07.28	28.78s	29.70s
4	CROWN MOJO	10	17.0m	13.7m (2)	15.6m (2)	2:07.50	28.84s	29.28s

## Finish Position and metres gained

First Arrow shows distance gain/loss from 2nd Qtr to 3rd Qtr, Second Arrow shows distance gain/loss from 3rd Qtr to Finish  
Blue arrow indicates best gain in these quarters.



Visual positions in race at 2nd Quarter

800



Visual positions in race at 3rd Quarter

400



# Penrith Race 3 Distance 1720m

Thursday, 2 April 2026


Gross Time: 2:04.60 MileRate: 1:56.50 LeadTime: 7.40s First Qtr: 29.00s Second Qtr: 29.70s Third Qtr: 28.70s Fourth Qtr: 29.80s

DATA TABLE: 800 / 400 Posi's are position from leader and (how wide the horse was at that position)

No	Horse	Plc	Mar	800 Posi	400 Posi	Time	3rd Qtr	4th Qt
8	HESHARLEY	1	0.0m	11.2m (1)	7.2m (1)	2:04.60	28.42s	29.28s
6	TIGER EUPHEME	2	3.9m	11.8m (0)	11.6m (1)	2:04.90	28.70s	29.26s
7	IMA SHINKANSEN	3	4.7m	8.1m (0)	7.7m (0)	2:04.97	28.68s	29.61s
3	ZIEGFELD	4	5.5m	0.0m (0)	0.0m (0)	2:05.03	28.70s	30.23s
5	PLAY SOUTHERNLAND	5	6.0m	2.3m (1)	1.7m (1)	2:05.07	28.66s	30.15s
2	RIPSTONE SNORTER	6	6.3m	6.2m (1)	4.4m (2)	2:05.09	28.58s	29.97s
1	ROYAL VINCENT	7	11.2m	4.2m (0)	3.9m (0)	2:05.47	28.68s	30.39s
4	DYNAMITES BEST	8	12.7m	17.7m (1)	17.1m (1)	2:05.59	28.68s	29.55s
9	WOT DYA RECKON	9	25.8m	13.7m (2)	6.1m (3)	2:06.61	28.16s	31.37s

## Finish Position and metres gained

First Arrow shows distance gain/loss from 2nd Qtr to 3rd Qtr, Second Arrow shows distance gain/loss from 3rd Qtr to Finish Blue arrow indicates best gain in these quarters.



800

Visual positions in race at 2nd Quarter



400

Visual positions in race at 3rd Quarter



# Penrith Race 4 Distance 1720m

Thursday, 2 April 2026

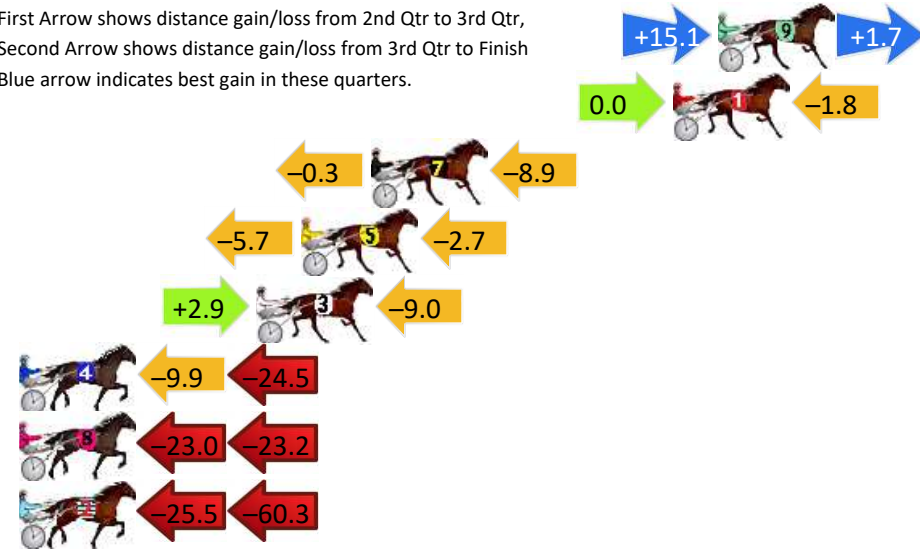
Gross Time: 2:04.10 MileRate: 1:56.10 LeadTime: 7.60s First Qtr: 28.70s Second Qtr: 30.30s Third Qtr: 29.20s Fourth Qtr: 28.30s

DATA TABLE: 800 / 400 Posi's are position from leader and (how wide the horse was at that position)

No	Horse	Plc	Mar	800 Posi	400 Posi	Time	3rd Qtr	4th Qt
9	ELEGANT STRIDE	1	0.0m	16.8m (1)	1.7m (1)	2:04.10	28.10s	28.18s
1	COULDN'T CATCH HIM	2	1.8m	0.0m (0)	0.0m (0)	2:04.23	29.20s	28.43s
7	SHES A TRUE BLING	3	13.9m	4.7m (0)	5.0m (0)	2:05.13	29.22s	28.97s
5	TOMMYS LUCK	4	16.7m	8.3m (0)	14.0m (1)	2:05.34	29.60s	28.54s
3	JANELLE MAY	5	18.5m	12.4m (1)	9.5m (0)	2:05.48	28.98s	29.00s
4	NEED FOUR SPEED	6	43.0m	8.6m (1)	18.5m (1)	2:07.30	29.90s	30.18s
8	ADIRADIVA	7	67.4m	21.2m (1)	44.2m (0)	2:09.11	30.82s	30.15s
2	THE POSTMASTER	8	90.5m	4.7m (1)	30.2m (0)	2:10.83	31.02s	32.87s

## Finish Position and metres gained

First Arrow shows distance gain/loss from 2nd Qtr to 3rd Qtr, Second Arrow shows distance gain/loss from 3rd Qtr to Finish  
Blue arrow indicates best gain in these quarters.



800

Visual positions in race at 2nd Quarter



400

Visual positions in race at 3rd Quarter

# Penrith Race 5 Distance 2125m

Thursday, 2 April 2026

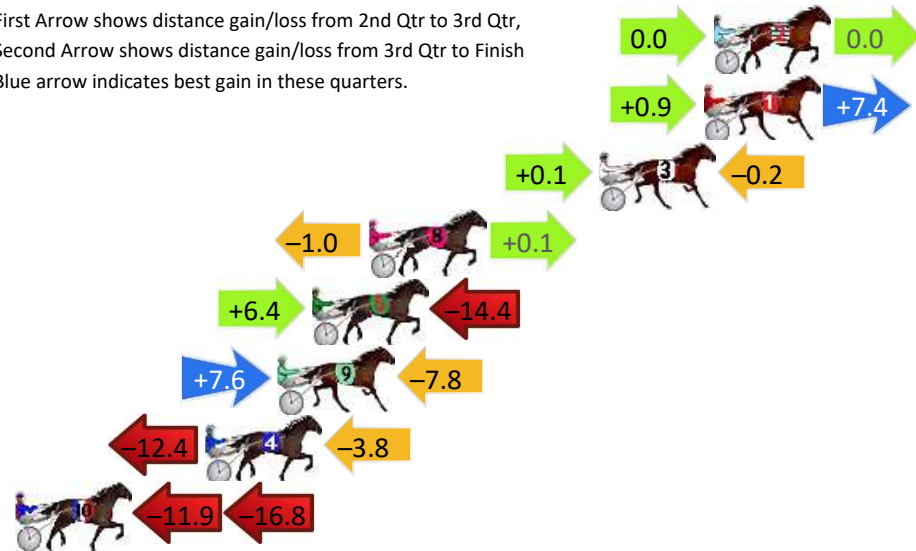
Gross Time: 2:34.70 MileRate: 1:57.10 LeadTime: 37.30s First Qtr: 30.10s Second Qtr: 29.20s Third Qtr: 28.80s Fourth Qtr: 29.30s

DATA TABLE: 800 / 400 Posi's are position from leader and (how wide the horse was at that position)

No	Horse	Plc	Mar	800 Posi	400 Posi	Time	3rd Qtr	4th Qt
2	ROCKNROLL COWBOY	1	0.0m	0.0m (0)	0.0m (0)	2:34.70	28.80s	29.30s
1	THREETWONINE	2	0.4m	8.7m (0)	7.8m (1)	2:34.73	28.74s	28.77s
3	KAY JAY MIKI	3	4.6m	4.5m (0)	4.4m (0)	2:35.05	28.80s	29.33s
8	JAKCAM FLYER	4	13.8m	12.9m (1)	13.9m (2)	2:35.76	28.88s	29.36s
6	INSIDE MAGIC	5	16.1m	8.1m (1)	1.7m (1)	2:35.94	28.34s	30.42s
9	CAPTAIN BLOOD	6	17.5m	17.3m (1)	9.7m (3)	2:36.04	28.26s	29.94s
4	TIME TO DANCE	7	20.4m	4.2m (1)	16.6m (1)	2:36.27	29.70s	29.67s
10	GREY CADILLAC	8	29.3m	0.6m (1)	12.5m (1)	2:36.95	29.66s	30.65s

## Finish Position and metres gained

First Arrow shows distance gain/loss from 2nd Qtr to 3rd Qtr, Second Arrow shows distance gain/loss from 3rd Qtr to Finish  
Blue arrow indicates best gain in these quarters.



800

Visual positions in race at 2nd Quarter



400

Visual positions in race at 3rd Quarter



# Penrith Race 6 Distance 1720m

Thursday, 2 April 2026


Gross Time: 2:04.40 MileRate: 1:56.40 LeadTime: 7.30s First Qtr: 29.50s Second Qtr: 30.80s Third Qtr: 28.50s Fourth Qtr: 28.30s

DATA TABLE: 800 / 400 Posi's are position from leader and (how wide the horse was at that position)

No	Horse	Plc	Mar	800 Posi	400 Posi	Time	3rd Qtr	4th Qt
2	CONSTANTINA	1	0.0m	0.0m (0)	0.0m (0)	2:04.40	28.50s	28.30s
1	CHARLIES ACE	2	1.1m	4.0m (0)	4.0m (0)	2:04.48	28.50s	28.10s
5	RICK REILLY	3	1.4m	2.8m (1)	3.4m (1)	2:04.50	28.54s	28.16s
7	CAULONIA COURAGE	4	4.9m	7.9m (0)	8.2m (0)	2:04.76	28.52s	28.08s
8	ANGUS FINN	5	5.0m	7.3m (1)	8.2m (1)	2:04.77	28.56s	28.09s
10	MR TEDDY	6	5.6m	11.9m (1)	10.8m (2)	2:04.82	28.42s	27.96s
3	OBADIAH DRAGON	7	7.9m	15.8m (0)	15.3m (0)	2:04.99	28.46s	27.81s
6	DOUBLE IT HARRY	8	8.9m	11.9m (0)	11.9m (1)	2:05.06	28.50s	28.12s
4	ONE FOR THE RODI	9	11.7m	16.1m (1)	16.4m (1)	2:05.27	28.52s	28.01s

## Finish Position and metres gained

First Arrow shows distance gain/loss from 2nd Qtr to 3rd Qtr, Second Arrow shows distance gain/loss from 3rd Qtr to Finish Blue arrow indicates best gain in these quarters.



800

Visual positions in race at 2nd Quarter



400

Visual positions in race at 3rd Quarter



# Penrith Race 7 Distance 1720m

Thursday, 2 April 2026


Gross Time: 2:03.30 MileRate: 1:55.30 LeadTime: 7.70s First Qtr: 30.30s Second Qtr: 28.00s Third Qtr: 28.50s Fourth Qtr: 28.80s

DATA TABLE: 800 / 400 Posi's are position from leader and (how wide the horse was at that position)

No	Horse	Plc	Mar	800 Posi	400 Posi	Time	3rd Qtr	4th Qt
10	SURFERS DELIGHT	1	0.0m	8.6m (0)	8.4m (1)	2:03.30	28.50s	28.20s
3	AMERICAN HAMMER	2	1.4m	2.3m (1)	0.0m (1)	2:03.41	28.34s	28.91s
8	RED SAPPHIRE	3	1.8m	10.9m (1)	7.9m (2)	2:03.44	28.30s	28.38s
2	FIRE FOX	4	3.3m	6.9m (1)	4.5m (1)	2:03.55	28.34s	28.73s
7	ITZMINEONTHELINE	5	6.4m	4.6m (0)	5.6m (0)	2:03.78	28.58s	28.88s
4	LUVARESCHS	6	11.1m	12.7m (0)	12.9m (0)	2:04.14	28.54s	28.72s
9	VAN BASTEN	7	11.9m	19.5m (1)	14.1m (1)	2:04.20	28.14s	28.70s
6	NAMAKA	8	12.3m	15.0m (1)	12.4m (2)	2:04.23	28.34s	28.85s
1	ULTIMATE CRUZA	9	13.3m	0.0m (0)	1.7m (0)	2:04.31	28.62s	29.69s
5	JILLIBY FABIO	10	14.2m	17.5m (0)	16.9m (0)	2:04.37	28.48s	28.67s

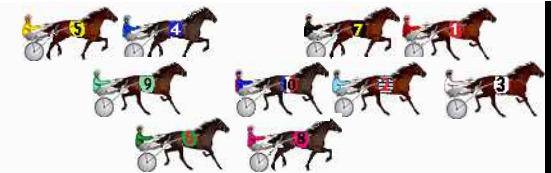
## Finish Position and metres gained

First Arrow shows distance gain/loss from 2nd Qtr to 3rd Qtr, Second Arrow shows distance gain/loss from 3rd Qtr to Finish  
Blue arrow indicates best gain in these quarters.



800

Visual positions in race at 2nd Quarter



400

Visual positions in race at 3rd Quarter



# Penrith Race 8 Distance 1720m

Thursday, 2 April 2026


Gross Time: 2:04.10 MileRate: 1:56.10 LeadTime: 7.60s First Qtr: 29.30s Second Qtr: 29.20s Third Qtr: 29.10s Fourth Qtr: 28.90s

DATA TABLE: 800 / 400 Posi's are position from leader and (how wide the horse was at that position)

No	Horse	Plc	Mar	800 Posi	400 Posi	Time	3rd Qtr	4th Qt
1	PALATINO	1	0.0m	0.0m (0)	0.0m (0)	2:04.10	29.10s	28.90s
7	DOWN WARD DOG	2	5.1m	3.9m (0)	3.9m (0)	2:04.49	29.10s	29.01s
4	WHEREISHE	3	8.2m	12.2m (0)	12.8m (0)	2:04.72	29.14s	28.60s
9	TIL HEAVENS ROCKN	4	10.8m	1.7m (1)	1.7m (1)	2:04.92	29.10s	29.60s
3	MISTER MANAGER	5	11.1m	10.0m (1)	10.0m (1)	2:04.94	29.10s	29.02s
8	OURTREACHEROUS REIGN	6	11.5m	7.8m (0)	8.9m (0)	2:04.97	29.18s	29.13s
2	PELIGROSO	7	16.8m	6.1m (1)	6.1m (1)	2:05.37	29.10s	29.73s
10	FLO RYDA	8	23.4m	13.8m (1)	10.0m (2)	2:05.87	28.82s	29.95s
6	IDEAL REDEMPTION	9	24.0m	13.3m (2)	5.6m (2)	2:05.92	28.54s	30.32s
5	SMOKESCREEN	10	27.1m	16.0m (0)	15.0m (2)	2:06.16	29.02s	29.88s

## Finish Position and metres gained

First Arrow shows distance gain/loss from 2nd Qtr to 3rd Qtr,  
Second Arrow shows distance gain/loss from 3rd Qtr to Finish  
Blue arrow indicates best gain in these quarters.



800

Visual positions in race at 2nd Quarter



400

Visual positions in race at 3rd Quarter

