

Parkes Race 1 Distance 1660m



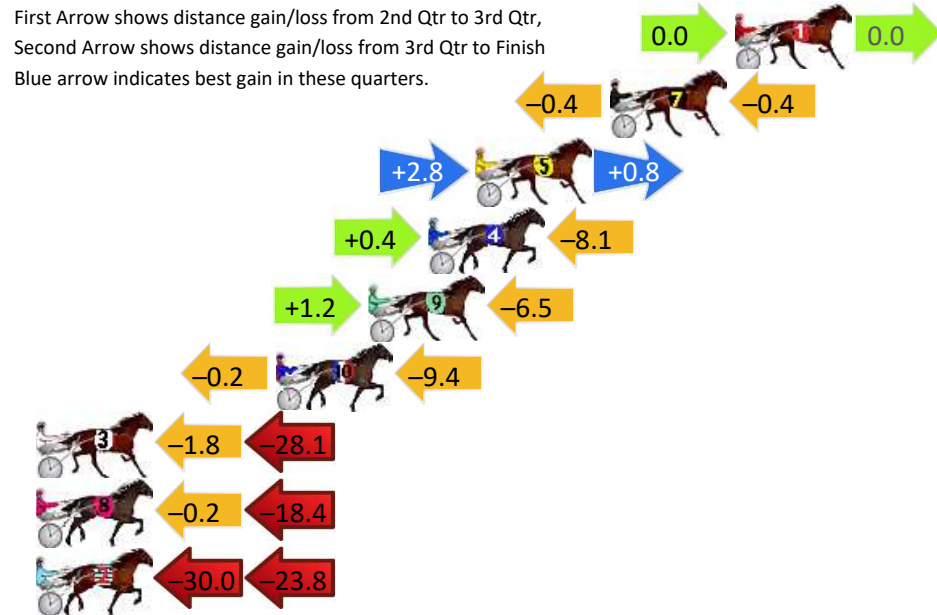
Saturday, 4 April 2026

Gross Time: 2:01.60 MileRate: 1:57.90 LeadTime: 3.70s First Qtr: 29.60s Second Qtr: 30.60s Third Qtr: 29.10s Fourth Qtr: 28.60s

DATA TABLE: 800 / 400 Posi's are position from leader and (how wide the horse was at that position)

No	Horse	Plc	Mar	800 Posi	400 Posi	Time	3rd Qtr	4th Qt
1	RIVERINA FLASH	1	0.0m	0.0m (0)	0.0m (0)	2:01.60	29.10s	28.60s
7	HOLME BOY	2	5.0m	4.2m (0)	4.6m (0)	2:01.98	29.13s	28.63s
5	GABBYS SPORTSTAR	3	10.4m	14.0m (0)	11.2m (0)	2:02.38	28.90s	28.54s
4	REVEILLE JET	4	12.3m	4.6m (1)	4.2m (2)	2:02.52	29.08s	29.18s
9	TERRAGONG SWINGER	5	14.7m	9.4m (0)	8.2m (1)	2:02.70	29.02s	29.06s
10	FESTINALENTE	6	18.4m	8.8m (1)	9.0m (2)	2:02.98	29.12s	29.27s
3	GLENN FORD	7	30.3m	0.4m (1)	2.2m (1)	2:03.88	29.25s	30.60s
8	ZOLTON	8	31.6m	13.0m (1)	13.2m (1)	2:03.97	29.13s	29.91s
2	RONZEL SONNY	9	123.8m	70.0m (0)	100.0m (0)	2:10.90	31.27s	30.29s

Finish Position and metres gained



Parkes Race 2 Distance 1660m

Saturday, 4 April 2026




Gross Time: 1:59.30 MileRate: 1:55.70 LeadTime: 3.20s First Qtr: 28.70s Second Qtr: 29.00s Third Qtr: 28.70s Fourth Qtr: 29.70s

DATA TABLE: 800 / 400 Posi's are position from leader and (how wide the horse was at that position)

No	Horse	Plc	Mar	800 Posi	400 Posi	Time	3rd Qtr	4th Qt
3	FORESIGHT	1	0.0m	0.0m (0)	0.0m (0)	1:59.30	28.70s	29.70s
1	BEANCOUNTER	2	5.5m	4.6m (0)	4.6m (0)	1:59.73	28.70s	29.77s
9	DRIVE TO THE BEACH	3	16.6m	13.2m (0)	17.6m (1)	2:00.59	29.02s	29.63s
6	TULHURST TIMMY	4	21.1m	3.6m (1)	7.8m (1)	2:00.94	28.99s	30.68s
5	DUN SPRUIKIN	5	22.7m	11.8m (1)	16.6m (2)	2:01.07	29.04s	30.15s
8	BUTTER CUP	6	32.1m	15.6m (2)	12.0m (2)	2:01.80	28.41s	31.18s
4	BURRABADINE BULLET	7	35.8m	7.6m (1)	13.0m (1)	2:02.09	29.06s	31.38s
7	SHE MAYBE BETTOR	8	39.7m	9.2m (0)	12.0m (0)	2:02.39	28.87s	31.75s

Finish Position and metres gained

First Arrow shows distance gain/loss from 2nd Qtr to 3rd Qtr, Second Arrow shows distance gain/loss from 3rd Qtr to Finish
Blue arrow indicates best gain in these quarters.



Parkes Race 3 Distance 1660m

Saturday, 4 April 2026


Gross Time: 2:02.20 MileRate: 1:58.40 LeadTime: 4.00s First Qtr: 29.20s Second Qtr: 29.10s Third Qtr: 29.40s Fourth Qtr: 30.50s

DATA TABLE: 800 / 400 Posi's are position from leader and (how wide the horse was at that position)

NoHorse	Plc	Mar	800 Posi	400 Posi	Time	3rd Qtr	4th Qt
8 MEMPHIS FURY	1	0.0m	16.6m (1)	12.8m (1)	2:02.20	29.13s	29.53s
7 ROLL TO THE TOP	2	0.2m	10.6m (0)	7.6m (2)	2:02.22	29.19s	29.94s
3 TACTICAL ILLUSION	3	7.2m	12.2m (1)	9.8m (3)	2:02.77	29.22s	30.30s
2 YA RACIN ARLO	4	10.0m	8.0m (1)	3.0m (2)	2:03.00	29.02s	31.03s
9 KARINYA HAZ	5	14.6m	21.2m (1)	15.2m (2)	2:03.37	28.95s	30.45s
1 SATELLITE SKY	6	15.3m	0.0m (0)	0.0m (0)	2:03.42	29.38s	31.66s
4 EXCUSE TO COLLECT	7	19.7m	16.8m (0)	12.4m (0)	2:03.77	29.06s	31.05s
6 MY ULTIMATE LUCIUS	8	22.8m	2.8m (1)	2.4m (1)	2:04.02	29.34s	32.05s
5 VIOLET JAY	9	27.5m	4.8m (0)	4.0m (0)	2:04.40	29.31s	32.28s

Finish Position and metres gained

First Arrow shows distance gain/loss from 2nd Qtr to 3rd Qtr, Second Arrow shows distance gain/loss from 3rd Qtr to Finish
Blue arrow indicates best gain in these quarters.



800

Visual positions in race at 2nd Quarter



400

Visual positions in race at 3rd Quarter



Parkes Race 4 Distance 1660m

Saturday, 4 April 2026


Gross Time: 2:03.70 MileRate: 1:59.90 LeadTime: 3.70s First Qtr: 29.90s Second Qtr: 30.90s Third Qtr: 29.00s Fourth Qtr: 30.20s

DATA TABLE: 800 / 400 Posi's are position from leader and (how wide the horse was at that position)

No	Horse	Plc	Mar	800 Posi	400 Posi	Time	3rd Qtr	4th Qt
7	CHILLAX	1	0.0m	8.2m (0)	9.2m (0)	2:03.70	29.09s	29.51s
3	TULHURST PEBBLES	2	2.3m	4.0m (0)	5.0m (1)	2:03.88	29.08s	30.00s
6	WHATABOUTBRONS ON	3	7.1m	12.4m (0)	14.8m (0)	2:04.26	29.19s	29.62s
2	LIMBO LENNY	4	8.2m	0.8m (1)	0.0m (1)	2:04.35	28.93s	30.82s
5	SPRINGFIELD DESIRE	5	9.7m	9.8m (1)	10.2m (2)	2:04.47	29.03s	30.16s
8	FIFTY THREE STARS	6	13.0m	14.8m (1)	16.4m (2)	2:04.73	29.12s	29.94s
10	CENTREFIRE	7	14.0m	18.2m (0)	19.6m (1)	2:04.81	29.11s	29.78s
4	SPEARHEAD	8	18.2m	5.4m (1)	8.8m (1)	2:05.14	29.24s	30.91s
1	ENZED FLYER	9	26.2m	0.0m (0)	0.8m (0)	2:05.77	29.02s	32.11s
9	ROCKIN SWEET	10	41.2m	16.4m (2)	4.0m (2)	2:06.96	28.03s	32.99s


Finish Position and metres gained

First Arrow shows distance gain/loss from 2nd Qtr to 3rd Qtr, Second Arrow shows distance gain/loss from 3rd Qtr to Finish
Blue arrow indicates best gain in these quarters.



800

Visual positions in race at 2nd Quarter



400

Visual positions in race at 3rd Quarter



Parkes Race 5 Distance 2040m

Saturday, 4 April 2026

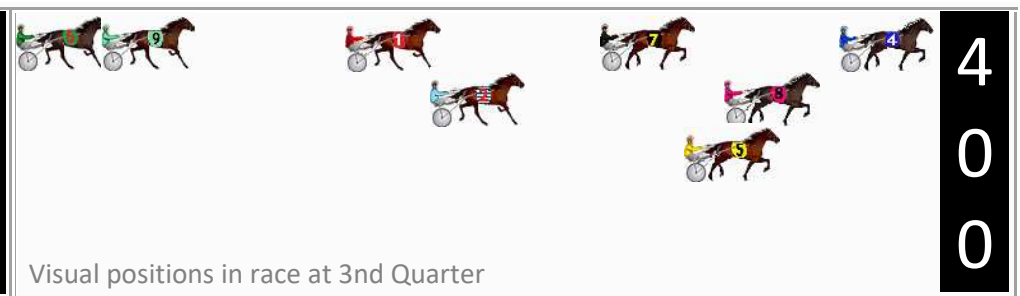


Gross Time: 2:33.20 MileRate: 2:00.80 LeadTime: 32.40s First Qtr: 31.90s Second Qtr: 30.20s Third Qtr: 28.70s Fourth Qtr: 30.00s

DATA TABLE: 800 / 400 Posi's are position from leader and (how wide the horse was at that position)

No	Horse	Plc	Mar	800 Posi	400 Posi	Time	3rd Qtr	4th Qt
7	KRISTA BELLITA	1	0.0m	10.0m (1)	9.6m (0)	2:33.20	28.69s	29.28s
4	YESNOLETSGO	2	7.9m	0.0m (0)	0.0m (0)	2:33.82	28.69s	30.59s
2	ROCKNROLL BLING	3	11.1m	10.8m (0)	16.4m (1)	2:34.07	29.12s	29.60s
8	BILLS SWAN SONG	4	11.5m	0.2m (1)	4.6m (1)	2:34.10	29.01s	30.51s
5	RIP ROCK	5	15.3m	5.4m (1)	6.2m (2)	2:34.40	28.74s	30.68s
1	LUCKY LENNY	6	58.5m	6.2m (0)	19.8m (0)	2:37.80	29.63s	32.89s
9	ZEUSS	7	62.5m	16.4m (0)	29.6m (0)	2:38.11	29.61s	32.45s
3	BARKWAY THOMAS	8	73.9m	50.0m (0)	55.0m (0)	2:39.01	29.03s	31.41s
6	CELEBRITY CRUISE	9	142.2m	85.0m (0)	110.0m (0)	2:44.37	30.47s	32.40s

Finish Position and metres gained

First Arrow shows distance gain/loss from 2nd Qtr to 3rd Qtr, Second Arrow shows distance gain/loss from 3rd Qtr to Finish
Blue arrow indicates best gain in these quarters.



Parkes Race 6 Distance 1660m

Saturday, 4 April 2026


Gross Time: 2:03.50 MileRate: 1:59.70 LeadTime: 4.00s First Qtr: 30.30s Second Qtr: 30.40s Third Qtr: 29.40s Fourth Qtr: 29.40s

DATA TABLE: 800 / 400 Posi's are position from leader and (how wide the horse was at that position)

No	Horse	Plc	Mar	800 Posi	400 Posi	Time	3rd Qtr	4th Qt
9	SOHO BETTY DEE	1	0.0m	14.6m (1)	0.0m (2)	2:03.50	28.33s	29.40s
8	MARABELLE	2	3.6m	9.8m (1)	5.4m (2)	2:03.78	29.08s	29.27s
2	CALM FRANCO	3	5.7m	1.2m (1)	1.6m (1)	2:03.94	29.43s	29.70s
5	ALICE RHAYNE BOW	4	11.4m	5.2m (1)	5.8m (1)	2:04.38	29.44s	29.81s
7	TULHURST TOOT TOOT	5	19.5m	4.0m (0)	7.0m (0)	2:05.00	29.62s	30.31s
3	VINYGETSACHANCE	6	23.2m	7.8m (0)	11.4m (0)	2:05.29	29.66s	30.26s
6	ONE STUNIN MELODY	7	23.7m	17.6m (0)	13.0m (1)	2:05.33	29.06s	30.18s
10	THE POTATO EATERS	8	23.8m	12.0m (0)	16.0m (0)	2:05.33	29.69s	29.97s
1	WARRAWEE JACK	9	28.2m	0.0m (0)	3.0m (0)	2:05.67	29.62s	31.24s
4	MIDNIGHT CRIMES	10	38.9m	20.6m (1)	15.8m (2)	2:06.50	29.05s	31.09s

Finish Position and metres gained

First Arrow shows distance gain/loss from 2nd Qtr to 3rd Qtr, Second Arrow shows distance gain/loss from 3rd Qtr to Finish
Blue arrow indicates best gain in these quarters.



800

Visual positions in race at 2nd Quarter



400

Visual positions in race at 3rd Quarter



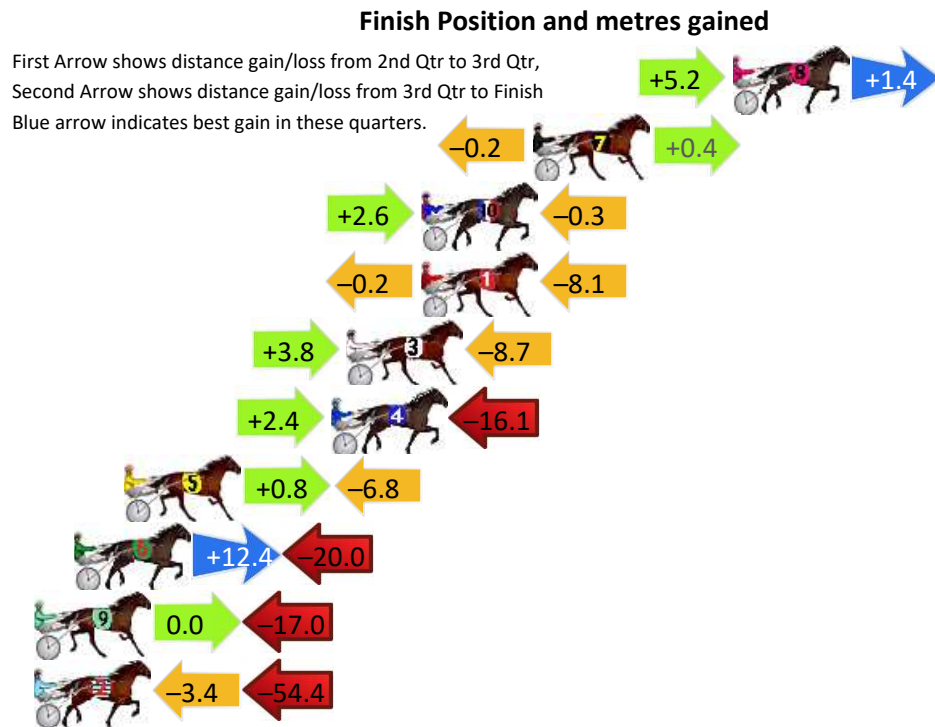
Parkes Race 7 Distance 1660m

Saturday, 4 April 2026

Gross Time: 2:05.60 MileRate: 2:01.70 LeadTime: 4.30s First Qtr: 29.30s Second Qtr: 30.70s Third Qtr: 31.50s Fourth Qtr: 29.80s

DATA TABLE: 800 / 400 Posi's are position from leader and (how wide the horse was at that position)

No	Horse	Plc	Mar	800 Posi	400 Posi	Time	3rd Qtr	4th Qt
8	STAY STRONG	1	0.0m	6.6m (1)	1.4m (2)	2:05.60	31.10s	29.70s
7	HAPPY TULHURST	2	8.0m	8.2m (0)	8.4m (1)	2:06.22	31.51s	29.77s
10	THE KING OFTHEROAD	3	12.5m	14.8m (1)	12.2m (2)	2:06.58	31.30s	29.82s
1	CHASIN YOU	4	12.5m	4.2m (0)	4.4m (1)	2:06.58	31.53s	30.40s
3	JOHEMIAN	5	15.5m	10.6m (1)	6.8m (2)	2:06.81	31.23s	30.44s
4	SAM THE MAN	6	16.1m	2.4m (1)	0.0m (1)	2:06.86	31.35s	30.99s
5	HOODLUM TURF	7	24.4m	18.4m (0)	17.6m (1)	2:07.51	31.45s	30.30s
6	TENEACHWAY	8	26.4m	18.8m (1)	6.4m (3)	2:07.66	30.60s	31.28s
9	FAIR ACCOUNT	9	30.2m	13.2m (0)	13.2m (1)	2:07.96	31.54s	31.06s
2	ROCKAMARA	10	57.8m	0.0m (0)	3.4m (0)	2:10.11	31.87s	33.83s



800

Visual positions in race at 2nd Quarter



400

Visual positions in race at 3rd Quarter



Parkes Race 8 Distance 1660m

Saturday, 4 April 2026

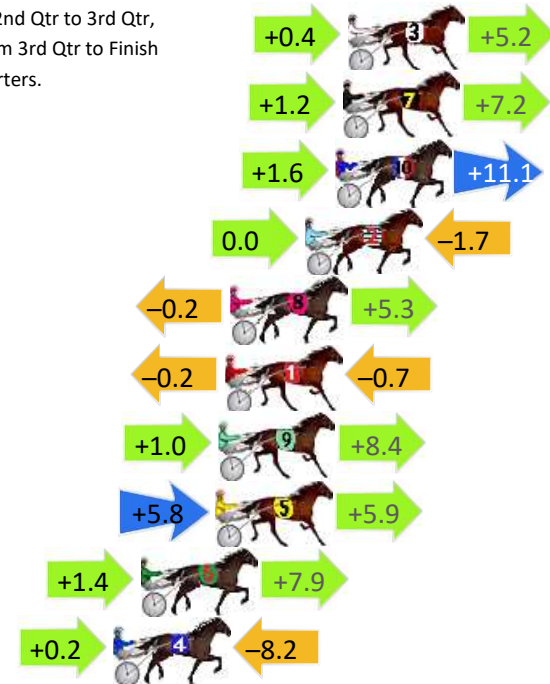
Gross Time: 2:06.60 MileRate: 2:02.70 LeadTime: 4.20s First Qtr: 30.20s Second Qtr: 31.80s Third Qtr: 29.50s Fourth Qtr: 30.90s

DATA TABLE: 800 / 400 Posi's are position from leader and (how wide the horse was at that position)

NoHorse	Plc	Mar	800 Posi	400 Posi	Time	3rd Qtr	4th Qt
3 ROCK QUEEN	1	0.0m	5.6m (1)	5.2m (2)	2:06.60	29.48s	30.50s
7 MOHAWK PARK	2	0.2m	8.6m (0)	7.4m (1)	2:06.62	29.42s	30.35s
10 SURFIN AT MIDNIGHT	3	0.5m	13.2m (0)	11.6m (0)	2:06.64	29.40s	30.05s
2 KARINYA MAX	4	1.7m	0.0m (0)	0.0m (0)	2:06.74	29.50s	31.03s
8 STUDLEIGH STARLITE	5	4.7m	9.8m (1)	10.0m (2)	2:06.98	29.52s	30.49s
1 LOOKOUT	6	4.9m	4.0m (0)	4.2m (0)	2:07.00	29.51s	30.95s
9 TULHURST ELVIS	7	5.2m	14.6m (1)	13.6m (1)	2:07.02	29.44s	30.25s
5 CAPTAIN LLANFAIR	8	5.3m	17.0m (2)	11.2m (3)	2:07.03	29.07s	30.45s
6 GOOD CHAT	9	8.3m	17.6m (0)	16.2m (0)	2:07.27	29.41s	30.29s
4 DUSTY MUSTER	10	9.4m	1.4m (1)	1.2m (1)	2:07.36	29.47s	31.53s

Finish Position and metres gained

First Arrow shows distance gain/loss from 2nd Qtr to 3rd Qtr, Second Arrow shows distance gain/loss from 3rd Qtr to Finish Blue arrow indicates best gain in these quarters.



800

Visual positions in race at 2nd Quarter



400

Visual positions in race at 3rd Quarter



Parkes Race 9 Distance 1660m


Saturday, 4 April 2026

Gross Time: 2:04.50 MileRate: 2:00.70 LeadTime: 3.70s First Qtr: 30.20s Second Qtr: 31.70s Third Qtr: 30.10s Fourth Qtr: 28.80s

DATA TABLE: 800 / 400 Posi's are position from leader and (how wide the horse was at that position)

NoHorse	Plc	Mar	800 Posi	400 Posi	Time	3rd Qtr	4th Qt
4 TREBELLION	1	0.0m	5.2m (0)	4.4m (0)	2:04.50	30.03s	28.48s
2 SINFUL KISS	2	10.8m	0.0m (0)	0.0m (0)	2:05.32	30.12s	29.57s
1 GAELIC SPIRIT	3	19.2m	11.8m (0)	9.2m (0)	2:05.95	29.93s	29.52s
3 STUDLEIGH SANDY	4	39.4m	16.6m (0)	14.4m (0)	2:07.48	29.98s	30.59s
6 FREE DELIVERY	5	42.2m	19.4m (1)	14.2m (1)	2:07.69	29.76s	30.80s
5 LAMNA NASUS	6	43.0m	1.4m (1)	5.4m (1)	2:07.75	30.45s	31.49s
7 PROMISE ME ART	7	47.6m	6.6m (1)	11.4m (2)	2:08.10	30.51s	31.39s
8 NEEDS A COZIE	8	53.8m	11.2m (1)	6.2m (2)	2:08.57	29.81s	32.21s

Finish Position and metres gained



8
0
0

Visual positions in race at 2nd Quarter



4
0
0

Visual positions in race at 3rd Quarter