

# Wagga Riverina Race 1 Distance 1740m


Saturday, 4 April 2026

Gross Time: 2:02.80 MileRate: 1:53.60 LeadTime: 8.30s First Qtr: 28.00s Second Qtr: 30.60s Third Qtr: 28.10s Fourth Qtr: 27.80s

DATA TABLE: 800 / 400 Posi's are position from leader and (how wide the horse was at that position)

No	Horse	Plc	Mar	800 Posi	400 Posi	Time	3rd Qtr	4th Qt
2	GEM N EM	1	0.0m	0.0m (0)	0.0m (0)	2:02.80	28.10s	27.80s
1	ALWAYSTHEWILDEST	2	10.8m	5.2m (0)	3.8m (0)	2:03.59	28.00s	28.33s
3	PIRANI PRINCESS	3	11.5m	10.0m (0)	8.1m (0)	2:03.64	27.96s	28.08s
8	VINCHESKA	4	13.1m	8.7m (1)	6.1m (2)	2:03.76	27.91s	28.34s
5	MIRADOR LASS	5	16.4m	14.3m (0)	12.1m (0)	2:04.00	27.94s	28.16s
6	JILLIBY ILLUSION	6	16.9m	13.0m (1)	8.9m (1)	2:04.04	27.81s	28.42s
7	SARA TA SLOY	7	21.2m	18.6m (0)	15.8m (0)	2:04.35	27.90s	28.25s
9	VIEW THE ART	8	21.3m	22.7m (1)	15.6m (1)	2:04.36	27.59s	28.28s
10	KEAYANG GALLIANO	9	21.9m	17.6m (1)	10.9m (2)	2:04.40	27.63s	28.64s
4	EMERGING DEAL	10	30.6m	4.7m (1)	2.0m (1)	2:05.04	27.91s	29.90s

## Finish Position and metres gained



800

Visual positions in race at 2nd Quarter



400

Visual positions in race at 3rd Quarter



# Wagga Riverina Race 2 Distance 1740m

Saturday, 4 April 2026

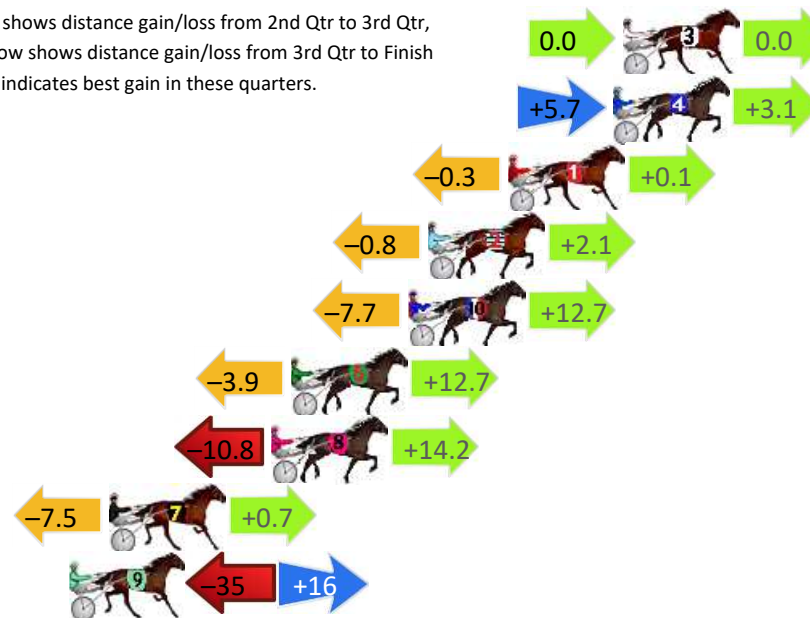
Gross Time: 2:03.30 MileRate: 1:54.00 LeadTime: 8.70s First Qtr: 28.30s Second Qtr: 31.10s Third Qtr: 27.50s Fourth Qtr: 27.70s

DATA TABLE: 800 / 400 Posi's are position from leader and (how wide the horse was at that position)

NoHorse	Plc	Mar	800 Posi	400 Posi	Time	3rd Qtr	4th Qt
3 BENJAMIN	1	0.0m	0.0m (0)	0.0m (0)	2:03.30	27.50s	27.70s
4 SPIRIT OF SAHARA	2	0.4m	9.2m (1)	3.5m (1)	2:03.33	27.11s	27.49s
1 HES CHIMING	3	4.6m	4.4m (0)	4.7m (0)	2:03.64	27.52s	27.72s
2 ALTA BILLY	4	7.8m	9.1m (0)	9.9m (1)	2:03.87	27.56s	27.59s
10 NORMS LADY	5	8.6m	13.6m (1)	21.3m (1)	2:03.93	28.03s	26.87s
6 IM ALRITE	6	13.3m	22.1m (1)	26.0m (2)	2:04.27	27.77s	26.89s
8 BUBBY TO BASE	7	14.1m	17.5m (1)	28.3m (1)	2:04.33	28.24s	26.79s
7 CAPTAIN TOM	8	20.6m	13.8m (0)	21.3m (0)	2:04.80	28.02s	27.74s
9 IDEAL BANDIT	9	22.2m	4.3m (1)	38.8m (1)	2:04.92	29.86s	26.66s

## Finish Position and metres gained

First Arrow shows distance gain/loss from 2nd Qtr to 3rd Qtr, Second Arrow shows distance gain/loss from 3rd Qtr to Finish  
Blue arrow indicates best gain in these quarters.



800



400

Visual positions in race at 2nd Quarter

Visual positions in race at 3rd Quarter

# Wagga Riverina Race 3 Distance 1740m

Saturday, 4 April 2026


Gross Time: 2:03.30 MileRate: 1:54.00 LeadTime: 8.60s First Qtr: 28.80s Second Qtr: 30.50s Third Qtr: 28.00s Fourth Qtr: 27.40s

DATA TABLE: 800 / 400 Posi's are position from leader and (how wide the horse was at that position)

No	Horse	Plc	Mar	800 Posi	400 Posi	Time	3rd Qtr	4th Qt
4	FASTING	1	0.0m	8.5m (1)	4.7m (2)	2:03.30	27.73s	27.08s
6	BANKSY	2	1.6m	3.6m (1)	2.3m (1)	2:03.42	27.91s	27.36s
9	FOXFIRE EASTON	3	1.6m	4.0m (0)	3.8m (0)	2:03.42	27.98s	27.26s
8	JACCKA CONNOR	4	5.0m	22.0m (1)	12.8m (3)	2:03.66	27.35s	26.88s
3	CAPTAIN BART	5	6.1m	13.1m (1)	4.9m (3)	2:03.74	27.43s	27.50s
2	WATTLEBANK ARNIE	6	6.8m	8.3m (0)	7.6m (0)	2:03.79	27.94s	27.37s
1	LEXYS ON SONG	7	7.6m	0.0m (0)	0.0m (0)	2:03.85	28.00s	27.95s
7	SIX AGAIN	8	10.3m	12.9m (0)	9.3m (1)	2:04.04	27.74s	27.50s
10	TIZZY LIZZIE	9	10.7m	17.7m (1)	8.7m (3)	2:04.07	27.37s	27.57s
5	OUR REBEL YELL	10	15.5m	17.5m (0)	13.1m (0)	2:04.42	27.68s	27.62s

## Finish Position and metres gained

First Arrow shows distance gain/loss from 2nd Qtr to 3rd Qtr, Second Arrow shows distance gain/loss from 3rd Qtr to Finish  
Blue arrow indicates best gain in these quarters.



800

Visual positions in race at 2nd Quarter



400

Visual positions in race at 3rd Quarter

# Wagga Riverina Race 4 Distance 2270m

Saturday, 4 April 2026



Gross Time: 2:39.40 MileRate: 1:53.00 LeadTime: 44.00s First Qtr: 28.90s Second Qtr: 30.40s Third Qtr: 29.00s Fourth Qtr: 27.10s

DATA TABLE: 800 / 400 Posi's are position from leader and (how wide the horse was at that position)

NoHorse	Plc	Mar	800 Posi	400 Posi	Time	3rd Qtr	4th Qt
7 HOLLYWOOD STRIP	1	0.0m	0.0m (0)	0.0m (0)	2:39.40	29.00s	27.10s
10 MICHAYWEY	2	9.4m	8.4m (1)	7.2m (2)	2:40.07	28.89s	27.27s
1 MIKE ROSS	3	14.4m	8.3m (0)	9.2m (0)	2:40.43	29.04s	27.49s
3 TUKAHA	4	16.9m	0.1m (1)	4.0m (1)	2:40.61	29.27s	28.03s
2 TRIPLE ROCK SAINT	5	17.9m	12.6m (1)	12.3m (2)	2:40.68	28.95s	27.52s
9 EARL OF PEMBROKE	6	19.3m	12.2m (0)	12.1m (1)	2:40.78	28.96s	27.64s
4 BIG BAD OSSIE	7	21.2m	16.1m (0)	16.4m (0)	2:40.91	28.98s	27.47s
6 WAMBOYNEINAMERICA	8	22.1m	4.2m (0)	4.6m (0)	2:40.98	29.02s	28.36s
11 FRANCO NOVELIST	9	23.8m	16.8m (1)	14.6m (3)	2:41.10	28.81s	27.78s

## Finish Position and metres gained

First Arrow shows distance gain/loss from 2nd Qtr to 3rd Qtr, Second Arrow shows distance gain/loss from 3rd Qtr to Finish. Blue arrow indicates best gain in these quarters.



# Wagga Riverina Race 5 Distance 2270m

Saturday, 4 April 2026



Gross Time: 2:40.70 MileRate: 1:53.90 LeadTime: 45.90s First Qtr: 29.70s Second Qtr: 28.80s Third Qtr: 27.30s Fourth Qtr: 29.00s

DATA TABLE: 800 / 400 Posi's are position from leader and (how wide the horse was at that position)

No	Horse	Plc	Mar	800 Posi	400 Posi	Time	3rd Qtr	4th Qt
14	GUNNA RELOAD	1	0.0m	19.5m (1)	15.7m (3)	2:40.70	27.08s	27.90s
8	MY LITTLE BO	2	4.5m	0.0m (0)	0.0m (0)	2:41.04	27.30s	29.34s
5	ISLA ROCHELLE	3	4.9m	3.8m (0)	4.3m (0)	2:41.07	27.34s	29.07s
10	SMIRKIN SERENE	4	5.0m	21.1m (0)	12.2m (1)	2:41.08	26.72s	28.53s
4	SIREN SEA	5	8.8m	27.2m (0)	18.3m (0)	2:41.37	26.73s	28.39s
12	PLATINUM JEWEL	6	12.3m	1.4m (1)	2.9m (1)	2:41.64	27.40s	29.74s
3	LE BETTY	7	13.1m	8.4m (0)	8.9m (0)	2:41.70	27.35s	29.38s
11	PEACE OUT	8	16.0m	15.5m (1)	16.3m (2)	2:41.92	27.39s	29.08s
7	CERISE RAINBOW	9	29.3m	8.5m (1)	16.0m (1)	2:42.93	27.84s	30.11s
1	ALWAYS ADORNED	10	32.4m	40.5m (1)	28.0m (0)	2:43.17	26.51s	29.51s
2	IM BUTTER BLUE	11	189.7m	37.7m (0)	125.2m (0)	2:55.14	33.50s	34.68s
6	KIMCANDO	12	427.7m	250.2m (0)	283.8m (0)	3:13.25	30.18s	41.69s

## Finish Position and metres gained

First Arrow shows distance gain/loss from 2nd Qtr to 3rd Qtr, Second Arrow shows distance gain/loss from 3rd Qtr to Finish  
Blue arrow indicates best gain in these quarters.



# Wagga Riverina Race 6 Distance 2270m

Saturday, 4 April 2026


Gross Time: 2:40.20 MileRate: 1:53.60 LeadTime: 46.20s First Qtr: 30.50s Second Qtr: 29.10s Third Qtr: 26.40s Fourth Qtr: 28.00s

DATA TABLE: 800 / 400 Posi's are position from leader and (how wide the horse was at that position)

No	Horse	Plc	Mar	800 Posi	400 Posi	Time	3rd Qtr	4th Qt
5	SEASIDER	1	0.0m	4.6m (0)	4.4m (0)	2:40.20	26.40s	27.70s
14	WAR DAN BUDDY	2	3.7m	14.9m (2)	9.5m (3)	2:40.47	26.06s	27.63s
12	DOUBLE LOU	3	2.2m	0.0m (0)	0.0m (0)	2:40.36	26.40s	28.16s
10	MY ULTIMATE BARNEY	4	7.8m	3.3m (1)	2.4m (1)	2:40.77	26.34s	28.41s
2	SANCHEZ	5	8.1m	21.2m (1)	16.9m (1)	2:40.80	26.15s	27.46s
9	SINALOA	6	8.8m	7.8m (1)	6.8m (1)	2:40.85	26.35s	28.19s
8	SWEET ON LEXY	7	10.2m	12.3m (1)	12.1m (2)	2:40.95	26.41s	27.93s
6	SOHO GUNSLINGER	8	11.4m	16.6m (1)	13.6m (3)	2:41.04	26.23s	27.92s
4	SOHO DARKSTORMY	9	11.6m	11.9m (0)	9.2m (0)	2:41.05	26.24s	28.23s
7	THALASSOPHOBIA	10	12.8m	21.6m (0)	19.2m (0)	2:41.14	26.28s	27.64s
1	WAVES OF CHANCE	11	13.7m	16.5m (0)	14.8m (0)	2:41.21	26.32s	28.01s
11	HESITATE	12	17.8m	10.3m (2)	6.8m (2)	2:41.51	26.18s	28.85s

## Finish Position and metres gained

First Arrow shows distance gain/loss from 2nd Qtr to 3rd Qtr, Second Arrow shows distance gain/loss from 3rd Qtr to Finish  
Blue arrow indicates best gain in these quarters.



800

Visual positions in race at 2nd Quarter



400

Visual positions in race at 3rd Quarter



Powered by **PJ Harness Analyser**

Sectional Analysis Software

Not just form | Free Trial

[www.facebook.com/PJHarnessRacing](http://www.facebook.com/PJHarnessRacing)



RISE Digital, Harness Racing Australia nor the provider accepts any responsibility for the completeness or accuracy of any of the information contained herein, and makes no representations about its suitability for any particular purpose. Users should make their own judgements about those matters and/or seek independent advice. You assume all risks associated with use of data provided on this page

# Wagga Riverina Race 7 Distance 1740m

Saturday, 4 April 2026

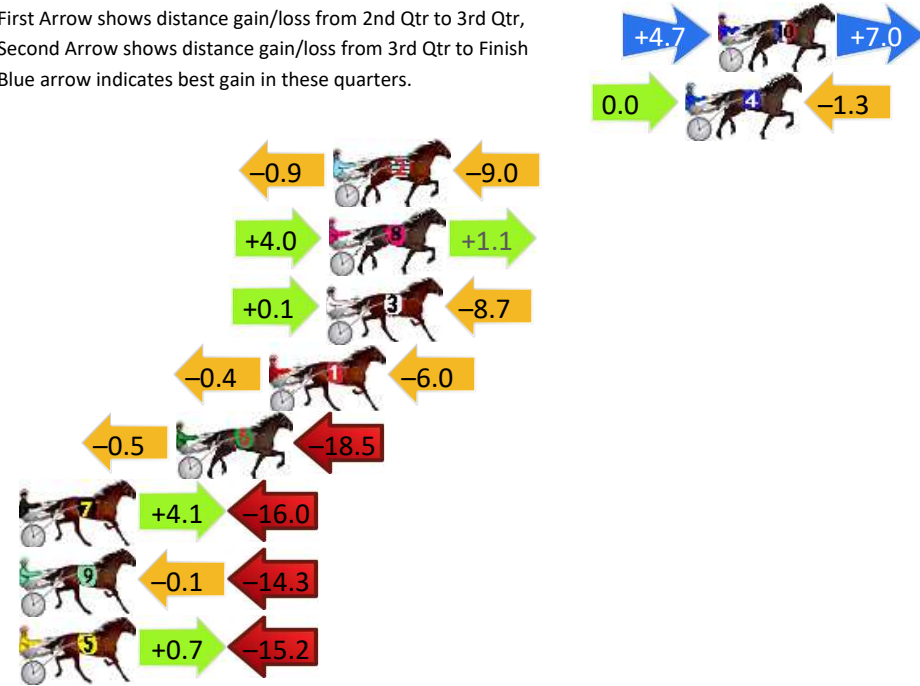
Gross Time: 2:03.70 MileRate: 1:54.40 LeadTime: 8.60s First Qtr: 29.20s Second Qtr: 30.90s Third Qtr: 27.70s Fourth Qtr: 27.30s

DATA TABLE: 800 / 400 Posi's are position from leader and (how wide the horse was at that position)

No	Horse	Plc	Mar	800 Posi	400 Posi	Time	3rd Qtr	4th Qt
10	FRANCO NICKELBACK	1	0.0m	11.7m (1)	7.0m (2)	2:03.70	27.37s	26.82s
4	CAPTAIN MOLLY	2	1.3m	0.0m (0)	0.0m (0)	2:03.79	27.70s	27.39s
2	SMOKIN POCKET	3	15.4m	5.5m (0)	6.4m (0)	2:04.81	27.76s	27.97s
8	HEZAFLASHONE	4	15.6m	20.7m (1)	16.7m (1)	2:04.82	27.41s	27.28s
3	MILLIE FRANCIS	5	15.7m	7.1m (1)	7.0m (1)	2:04.83	27.69s	27.95s
1	SHEER VITALITY	6	18.0m	11.6m (0)	12.0m (0)	2:04.99	27.72s	27.77s
6	KRISTYSGIRL	7	21.7m	2.7m (1)	3.2m (1)	2:05.26	27.73s	28.64s
7	MY ULTIMATE FRANCO	8	28.3m	16.4m (1)	12.3m (2)	2:05.73	27.41s	28.49s
9	WAMBOYNE MACHETE	9	30.1m	15.7m (0)	15.8m (0)	2:05.86	27.70s	28.38s
5	TUFFASNAILS	10	35.1m	20.6m (0)	19.9m (0)	2:06.22	27.64s	28.46s

## Finish Position and metres gained

First Arrow shows distance gain/loss from 2nd Qtr to 3rd Qtr, Second Arrow shows distance gain/loss from 3rd Qtr to Finish. Blue arrow indicates best gain in these quarters.



800

Visual positions in race at 2nd Quarter



400

Visual positions in race at 3rd Quarter

# Wagga Riverina Race 8 Distance 1740m

Saturday, 4 April 2026

Gross Time: 2:04.90 MileRate: 1:55.50 LeadTime: 8.80s First Qtr: 29.10s Second Qtr: 29.80s Third Qtr: 28.40s Fourth Qtr: 28.80s

DATA TABLE: 800 / 400 Posi's are position from leader and (how wide the horse was at that position)


No	Horse	Plc	Mar	800 Posi	400 Posi	Time	3rd Qtr	4th Qt
5	FEELGOOD RAY	1	0.0m	0.0m (0)	0.0m (0)	2:04.90	28.40s	28.80s
9	IM HARVEY SPECTER	2	12.3m	9.6m (0)	11.3m (0)	2:05.83	28.52s	28.93s
1	GOODTIME JAZZI	3	14.6m	4.8m (0)	6.5m (0)	2:06.00	28.52s	29.44s
4	GLENBURNS WATERS	4	16.4m	16.0m (1)	13.2m (3)	2:06.14	28.21s	29.10s
6	BIDGEE BABE	5	17.5m	20.2m (1)	18.9m (1)	2:06.22	28.31s	28.78s
10	BURTON	6	18.0m	11.5m (1)	10.1m (2)	2:06.26	28.31s	29.44s
7	FIFTYSHADESOFHAY	7	23.0m	3.0m (1)	6.2m (1)	2:06.64	28.63s	30.10s
8	LITTLE COOL	8	23.3m	15.0m (0)	16.3m (0)	2:06.66	28.50s	29.40s
2	ALL SO SASSY	9	28.4m	6.9m (1)	11.5m (1)	2:07.05	28.73s	30.13s
3	THE BANKER	10	34.1m	12.1m (2)	22.0m (2)	2:07.48	29.10s	29.82s

## Finish Position and metres gained



800

Visual positions in race at 2nd Quarter



400

Visual positions in race at 3rd Quarter



# Wagga Riverina Race 9 Distance 1740m

Saturday, 4 April 2026

Gross Time: 2:07.30 MileRate: 1:57.70 LeadTime: 9.30s First Qtr: 30.60s Second Qtr: 31.60s Third Qtr: 27.70s Fourth Qtr: 28.10s

DATA TABLE: 800 / 400 Posi's are position from leader and (how wide the horse was at that position)

No	Horse	Plc	Mar	800 Posi	400 Posi	Time	3rd Qtr	4th Qt
1	ELLE ARE EM	1	0.0m	0.0m (0)	0.0m (0)	2:07.30	27.70s	28.10s
4	JUDAH	2	10.3m	9.6m (0)	9.5m (0)	2:08.06	27.70s	28.20s
2	THROWDOWN HOEDOWN	3	11.3m	4.7m (0)	4.9m (0)	2:08.13	27.72s	28.59s
7	THE KID BILLY	4	15.5m	12.6m (1)	15.6m (0)	2:08.44	27.91s	28.16s
8	ALICES SWEETHEART	5	23.7m	17.6m (1)	17.9m (2)	2:09.05	27.73s	28.61s
3	MORTLOCK	6	29.6m	1.9m (1)	6.9m (1)	2:09.49	28.05s	29.81s
6	LORD PERCY	7	50.5m	6.5m (1)	15.6m (1)	2:11.03	28.33s	30.75s

## Finish Position and metres gained

