

# Narrabri Race 1 Distance 1760m

Sunday, 5 April 2026

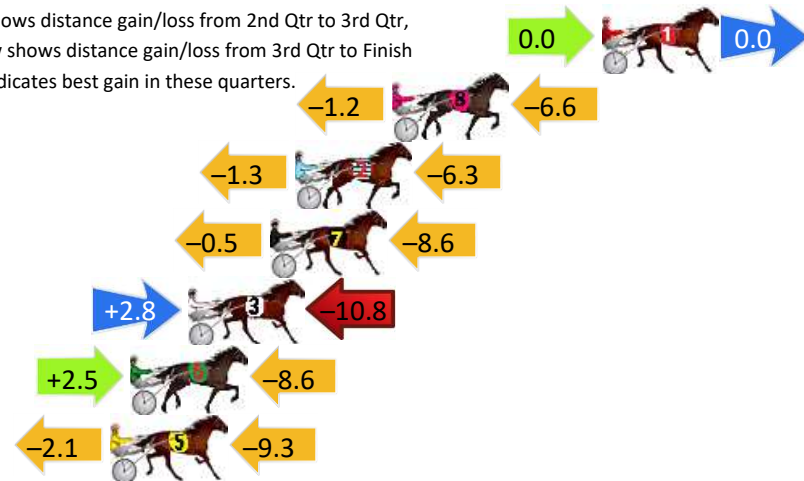
Gross Time: 2:10.50 MileRate: 1:59.40 LeadTime: 10.60s First Qtr: 30.80s Second Qtr: 31.00s Third Qtr: 29.00s Fourth Qtr: 29.10s

DATA TABLE: 800 / 400 Posi's are position from leader and (how wide the horse was at that position)

No	Horse	Plc	Mar	800 Posi	400 Posi	Time	3rd Qtr	4th Qt
1	BELLRIVERGIRL	1	0.0m	0.0m (0)	0.0m (0)	2:10.50	29.00s	29.10s
8	LOOKAT MEE	2	8.4m	0.6m (1)	1.8m (1)	2:11.14	29.09s	29.61s
2	THREE PARTS GREY	3	12.3m	4.7m (1)	6.0m (1)	2:11.44	29.09s	29.61s
7	MACS TOMADO	4	13.3m	4.2m (0)	4.7m (0)	2:11.52	29.04s	29.78s
3	SPARKLING SUE	5	16.6m	8.6m (1)	5.8m (2)	2:11.77	28.80s	29.95s
6	BARRYS BROTHER	6	18.9m	12.8m (1)	10.3m (2)	2:11.94	28.82s	29.80s
5	UNCLE GREGORY	7	19.7m	8.3m (0)	10.4m (1)	2:12.00	29.15s	29.85s

## Finish Position and metres gained

First Arrow shows distance gain/loss from 2nd Qtr to 3rd Qtr, Second Arrow shows distance gain/loss from 3rd Qtr to Finish  
Blue arrow indicates best gain in these quarters.



8  
0  
0

Visual positions in race at 2nd Quarter



4  
0  
0

Visual positions in race at 3rd Quarter

# Narrabri Race 2 Distance 1760m

Sunday, 5 April 2026




Gross Time: 2:08.90 MileRate: 1:57.80 LeadTime: 10.20s First Qtr: 30.90s Second Qtr: 30.20s Third Qtr: 29.00s Fourth Qtr: 28.60s

DATA TABLE: 800 / 400 Posi's are position from leader and (how wide the horse was at that position)

No	Horse	Plc	Mar	800 Posi	400 Posi	Time	3rd Qtr	4th Qt
8	CINNAMON	1	0.0m	0.8m (1)	1.3m (1)	2:08.90	29.03s	28.51s
5	YARRAMAN TILLY	2	2.3m	0.0m (0)	0.0m (0)	2:09.07	29.00s	28.77s
11	TRUTHBETOLD	3	14.5m	16.4m (1)	16.5m (2)	2:09.99	29.00s	28.51s
9	TRY CATCHING ME	4	14.7m	8.6m (0)	7.8m (2)	2:10.00	28.94s	29.14s
6	BULL SHARK	5	18.3m	12.8m (1)	12.3m (2)	2:10.27	28.96s	29.09s
2	WHAT AGAIN SHANNON	6	21.0m	8.9m (1)	12.2m (1)	2:10.48	29.23s	29.31s
7	FRANCO STYLES	7	23.7m	4.7m (1)	7.1m (1)	2:10.68	29.17s	29.87s
3	OAKDALE MARY	8	24.6m	4.4m (0)	6.2m (0)	2:10.75	29.12s	30.01s
4	FELICIDAD	9	25.9m	13.0m (0)	13.1m (0)	2:10.85	29.00s	29.61s
10	TONYS DREAM	10	154.0m	88.8m (0)	102.2m (0)	2:20.47	29.92s	32.85s

## Finish Position and metres gained

First Arrow shows distance gain/loss from 2nd Qtr to 3rd Qtr, Second Arrow shows distance gain/loss from 3rd Qtr to Finish  
Blue arrow indicates best gain in these quarters.



# Narrabri Race 3 Distance 2160m

Sunday, 5 April 2026



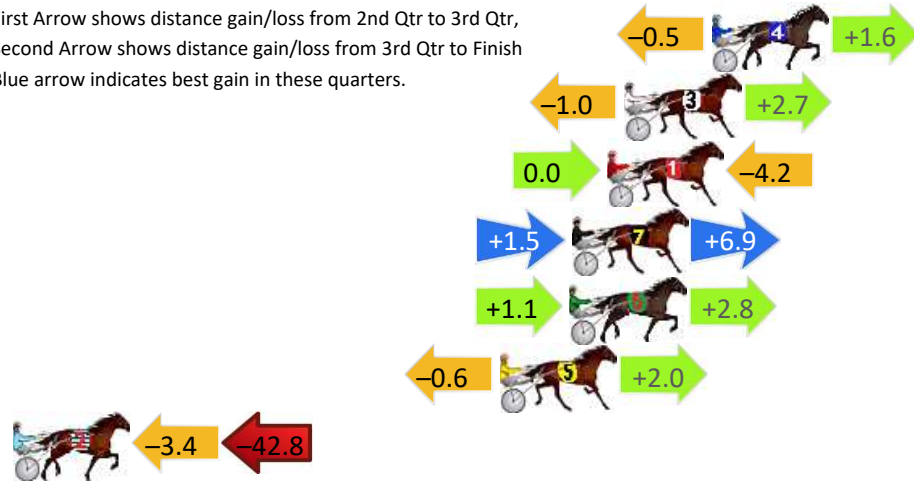
Gross Time: 2:40.10 MileRate: 1:59.30 LeadTime: 41.20s First Qtr: 29.70s Second Qtr: 29.50s Third Qtr: 29.30s Fourth Qtr: 30.40s

DATA TABLE: 800 / 400 Posi's are position from leader and (how wide the horse was at that position)

No	Horse	Plc	Mar	800 Posi	400 Posi	Time	3rd Qtr	4th Qt
4	RAINBOW JET	1	0.0m	1.1m (1)	1.6m (1)	2:40.10	29.34s	30.28s
3	TERROR FLYING	2	3.5m	5.2m (1)	6.2m (2)	2:40.38	29.38s	30.22s
1	OTIS RISING	3	4.2m	0.0m (0)	0.0m (0)	2:40.43	29.30s	30.73s
7	IM BELIEBER	4	5.6m	14.0m (0)	12.5m (1)	2:40.55	29.21s	29.92s
6	ADRENALINE RUSH	5	5.7m	9.6m (0)	8.5m (1)	2:40.55	29.23s	30.22s
5	ANNIE CROCKER	6	8.5m	9.9m (1)	10.5m (2)	2:40.78	29.36s	30.30s
2	BENJIMAGEE	7	51.2m	5.0m (0)	8.4m (0)	2:44.17	29.56s	33.85s

## Finish Position and metres gained

First Arrow shows distance gain/loss from 2nd Qtr to 3rd Qtr,  
Second Arrow shows distance gain/loss from 3rd Qtr to Finish  
Blue arrow indicates best gain in these quarters.



# Narrabri Race 4 Distance 1760m

Sunday, 5 April 2026


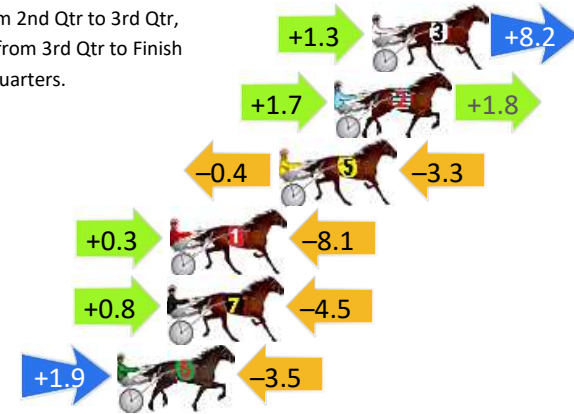
Gross Time: 2:10.70 MileRate: 1:59.50 LeadTime: 11.20s First Qtr: 30.20s Second Qtr: 30.20s Third Qtr: 28.90s Fourth Qtr: 30.20s

DATA TABLE: 800 / 400 Posi's are position from leader and (how wide the horse was at that position)


NoHorse	Plc	Mar	800 Posi	400 Posi	Time	3rd Qtr	4th Qt
3 SEVEN RIPPIN ACES	1	0.0m	9.5m (1)	8.2m (2)	2:10.70	28.82s	29.60s
2 JOHNNY DEE	2	1.5m	5.0m (1)	3.3m (2)	2:10.82	28.78s	30.08s
5 COUNTRY MAJOR	3	3.7m	0.0m (1)	0.4m (1)	2:10.99	28.93s	30.46s
1 THUNDAMENTAL	4	8.1m	0.3m (0)	0.0m (0)	2:11.34	28.88s	30.84s
7 ROCKNROLL RAMBO	5	8.2m	4.5m (0)	3.7m (0)	2:11.35	28.85s	30.58s
6 JEREMY LOU	6	10.2m	8.6m (0)	6.7m (1)	2:11.51	28.77s	30.52s

## Finish Position and metres gained

First Arrow shows distance gain/loss from 2nd Qtr to 3rd Qtr,  
Second Arrow shows distance gain/loss from 3rd Qtr to Finish  
Blue arrow indicates best gain in these quarters.



Visual positions in race at 2nd Quarter



Visual positions in race at 3rd Quarter



# Narrabri Race 5 Distance 1760m

Sunday, 5 April 2026

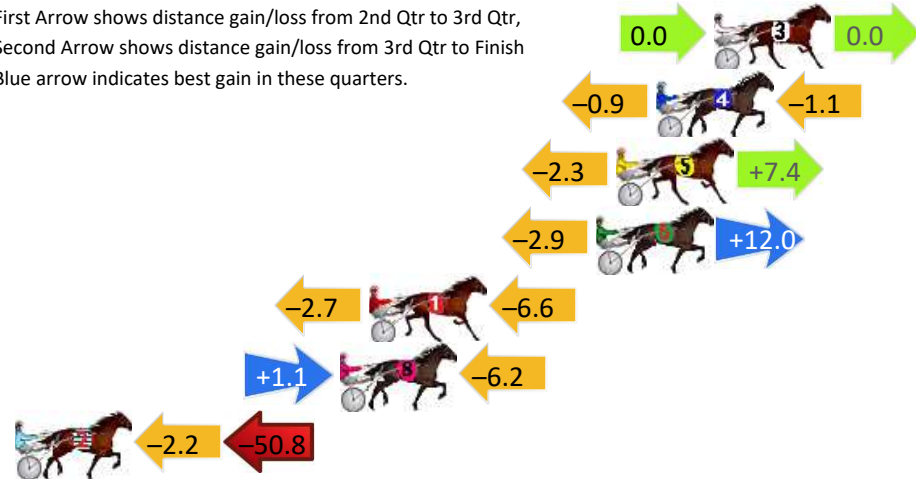
Gross Time: 2:09.40 MileRate: 1:58.30 LeadTime: 10.80s First Qtr: 30.00s Second Qtr: 30.20s Third Qtr: 28.50s Fourth Qtr: 29.90s

DATA TABLE: 800 / 400 Posi's are position from leader and (how wide the horse was at that position)

NoHorse	Plc	Mar	800 Posi	400 Posi	Time	3rd Qtr	4th Qt
3	GOTONEBETTOR	1	0.0m	0.0m (0)	2:09.40	28.50s	29.90s
4	WHISKEY ROYALE	2	2.3m	0.3m (1)	2:09.58	28.57s	29.99s
5	KATASTROPHEE	3	3.9m	9.0m (0)	2:09.71	28.68s	29.39s
6	TASMANS DELIGHT	4	4.7m	13.8m (1)	2:09.77	28.73s	29.06s
1	SPOOKY ART	5	13.8m	4.5m (0)	2:10.48	28.70s	30.46s
8	EIFFEL FROM HEAVEN	6	15.0m	9.9m (1)	2:10.57	28.44s	30.43s
2	YARRAMAN KAYLOU	7	58.9m	5.9m (1)	2:14.01	28.67s	33.92s

## Finish Position and metres gained

First Arrow shows distance gain/loss from 2nd Qtr to 3rd Qtr, Second Arrow shows distance gain/loss from 3rd Qtr to Finish  
Blue arrow indicates best gain in these quarters.



800

Visual positions in race at 2nd Quarter



400

Visual positions in race at 3rd Quarter

# Narrabri Race 6 Distance 2160m

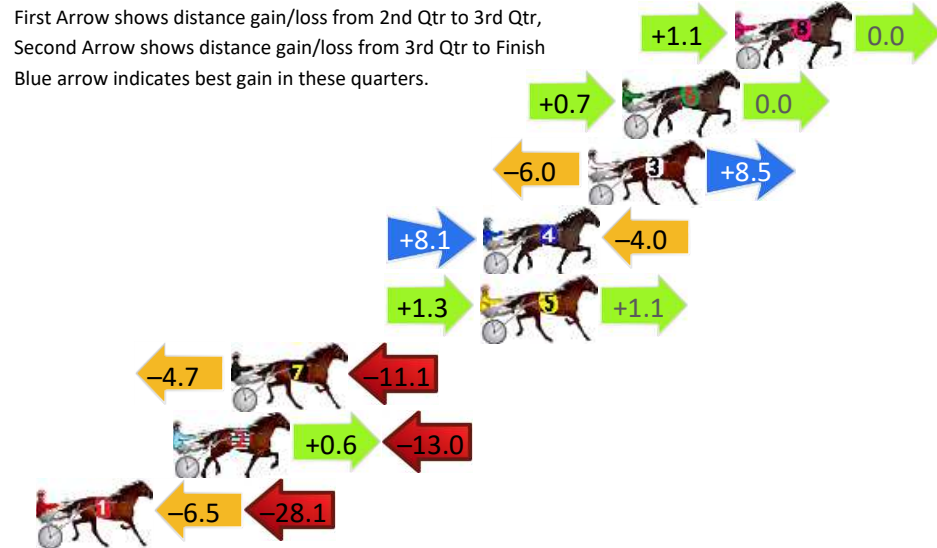
Sunday, 5 April 2026

Gross Time: 2:39.30 MileRate: 1:58.70 LeadTime: 40.80s First Qtr: 29.25s Second Qtr: 30.00s Third Qtr: 29.40s Fourth Qtr: 29.85s

DATA TABLE: 800 / 400 Posi's are position from leader and (how wide the horse was at that position)

NoHorse	Plc	Mar	800 Posi	400 Posi	Time	3rd Qtr	4th Qt
8 CUT GLASS	1	0.0m	1.1m (1)	0.0m (0)	2:39.30	29.32s	29.85s
6 GROSESTAR	2	4.5m	5.2m (1)	4.5m (1)	2:39.65	29.35s	29.87s
3 THE IRISH EAGLE	3	5.9m	8.4m (0)	14.4m (2)	2:39.76	29.85s	29.25s
4 ROCKET BOY	4	10.1m	14.2m (1)	6.1m (3)	2:40.09	28.81s	30.19s
5 MY ROCK MOVES	5	10.2m	12.6m (0)	11.3m (3)	2:40.10	29.31s	29.82s
7 BARLOR HEAVEN	6	20.2m	4.4m (0)	9.1m (1)	2:40.88	29.75s	30.76s
2 XTRAVAGANT MAN	7	22.5m	10.1m (1)	9.5m (2)	2:41.06	29.36s	30.91s
1 AGENT CALLAN	8	34.6m	0.0m (0)	6.5m (0)	2:42.01	29.88s	32.08s

## Finish Position and metres gained



800

Visual positions in race at 2nd Quarter



400

Visual positions in race at 3rd Quarter

# Narrabri Race 7 Distance 2160m

Sunday, 5 April 2026


Gross Time: 2:39.10 MileRate: 1:58.50 LeadTime: 41.10s First Qtr: 29.50s Second Qtr: 29.40s Third Qtr: 28.60s Fourth Qtr: 30.50s

DATA TABLE: 800 / 400 Posi's are position from leader and (how wide the horse was at that position)

NoHorse	Plc	Mar	800 Posi	400 Posi	Time	3rd Qtr	4th Qt
8 ARNIES ARMY	1	0.0m	0.9m (1)	0.0m (1)	2:39.10	28.54s	30.50s
9 LAST TIME JOE	2	3.5m	9.0m (1)	11.6m (2)	2:39.38	28.81s	29.93s
5 ESCALERA	3	14.8m	13.2m (0)	19.1m (1)	2:40.28	29.06s	30.28s
1 TOPSIES BLING	4	16.1m	4.2m (0)	7.4m (1)	2:40.39	28.84s	31.25s
2 LAURIE DEE	5	18.3m	0.0m (0)	3.4m (0)	2:40.56	28.85s	31.71s
4 AMILLION PROMISES	6	21.6m	4.9m (1)	12.0m (1)	2:40.82	29.13s	31.34s
6 ROCK FISHERMAN	7	27.6m	12.9m (1)	20.8m (2)	2:41.30	29.21s	31.17s
7 FAST TRACKER	8	54.4m	8.7m (0)	21.1m (0)	2:43.44	29.53s	33.29s
3 FAR OUT RINGO	9	63.3m	20.0m (0)	32.0m (0)	2:44.15	29.53s	33.20s

## Finish Position and metres gained

First Arrow shows distance gain/loss from 2nd Qtr to 3rd Qtr, Second Arrow shows distance gain/loss from 3rd Qtr to Finish  
Blue arrow indicates best gain in these quarters.



800

Visual positions in race at 2nd Quarter



400

Visual positions in race at 3rd Quarter