

Newcastle Race 1 Distance 1609m

Monday, 6 April 2026


Gross Time: 1:57.40 MileRate: 1:57.40 LeadTime: 0.00s First Qtr: 27.30s Second Qtr: 31.00s Third Qtr: 29.60s Fourth Qtr: 29.50s

DATA TABLE: 800 / 400 Posi's are position from leader and (how wide the horse was at that position)

No	Horse	Plc	Mar	800 Posi	400 Posi	Time	3rd Qtr	4th Qt
2	ROOBEE	1	0.0m	9.0m (0)	9.8m (0)	1:57.40	29.66s	28.78s
4	GOLDNGLITZ	2	0.4m	7.1m (1)	7.6m (2)	1:57.43	29.64s	28.97s
1	DEPASSANT	3	5.2m	4.6m (0)	5.5m (0)	1:57.80	29.66s	29.50s
8	LOUTHPARKSCHOONER	4	8.8m	13.1m (0)	14.2m (0)	1:58.08	29.68s	29.14s
6	BEEJAYS BLING	5	9.1m	0.0m (0)	0.0m (0)	1:58.10	29.60s	30.20s
3	SIERRA MIST	6	23.7m	16.0m (1)	16.9m (1)	1:59.23	29.66s	30.09s
5	ADDED VALUE	7	26.3m	12.2m (1)	12.5m (1)	1:59.43	29.62s	30.61s
7	SLICK AND SUAVE	8	32.1m	2.5m (1)	4.4m (1)	1:59.88	29.74s	31.66s


Finish Position and metres gained

First Arrow shows distance gain/loss from 2nd Qtr to 3rd Qtr, Second Arrow shows distance gain/loss from 3rd Qtr to Finish
Blue arrow indicates best gain in these quarters.



8
0
0

Visual positions in race at 2nd Quarter



4
0
0

Visual positions in race at 3rd Quarter



Newcastle Race 2 Distance 1609m

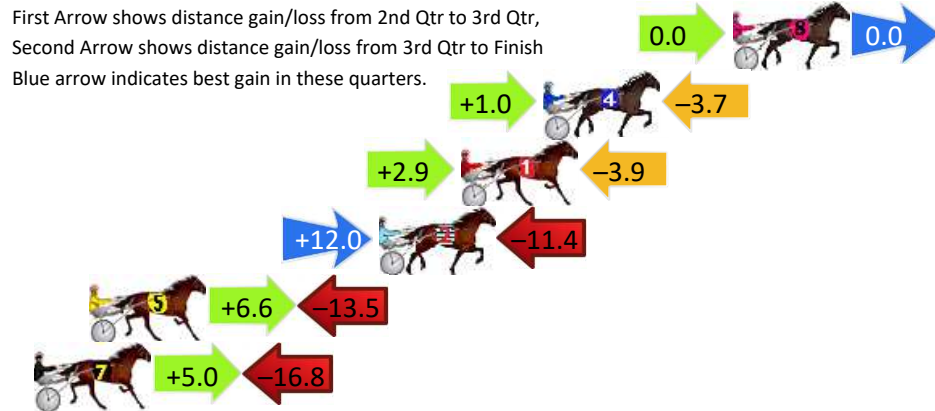
Monday, 6 April 2026

Gross Time: 1:55.80 MileRate: 1:55.80 LeadTime: 0.00s First Qtr: 28.00s Second Qtr: 30.50s Third Qtr: 29.40s Fourth Qtr: 28.00s

DATA TABLE: 800 / 400 Posi's are position from leader and (how wide the horse was at that position)

NoHorse	Plc	Mar	800 Posi	400 Posi	Time	3rd Qtr	4th Qt
8 TUAPEKA GOLD	1	0.0m	0.0m (0)	0.0m (0)	1:55.80	29.40s	28.00s
4 PRETTY PRIVILEGE	2	7.6m	4.9m (0)	3.9m (0)	1:56.36	29.32s	28.28s
1 MAXIMIAN	3	10.9m	9.9m (0)	7.0m (1)	1:56.60	29.18s	28.30s
2 MY ULTIMATE HENRY	4	14.2m	14.8m (0)	2.8m (1)	1:56.85	28.52s	28.85s
5 RIVER WASH	5	25.8m	18.9m (0)	12.3m (0)	1:57.70	28.90s	29.02s
7 MEADOW RYDER	6	34.8m	23.0m (0)	18.0m (1)	1:58.36	29.00s	29.28s

Finish Position and metres gained



800

Visual positions in race at 2nd Quarter



400

Visual positions in race at 3rd Quarter



Newcastle Race 3 Distance 1609m



Monday, 6 April 2026

Gross Time: 1:55.50 MileRate: 1:55.50 LeadTime: 0.00s First Qtr: 28.60s Second Qtr: 29.10s Third Qtr: 27.80s Fourth Qtr: 30.00s

DATA TABLE: 800 / 400 Posi's are position from leader and (how wide the horse was at that position)

No	Horse	Plc	Mar	800 Posi	400 Posi	Time	3rd Qtr	4th Qt
8	HALLOWEEN	1	0.0m	0.0m (0)	0.0m (0)	1:55.50	27.80s	30.00s
1	CAROLSDIAMOND	2	7.2m	4.1m (0)	4.5m (0)	1:56.07	27.84s	30.25s
6	ROSES ARE BEST	3	8.3m	2.6m (1)	3.6m (1)	1:56.15	27.88s	30.39s
9	SHALAMAR MISS	4	10.5m	8.4m (0)	8.6m (0)	1:56.33	27.84s	30.21s
10	HASLER	5	12.8m	12.2m (1)	12.5m (1)	1:56.51	27.86s	30.11s
2	GET US A TINNY	6	16.6m	7.8m (1)	8.6m (1)	1:56.80	27.88s	30.68s
4	COOINDALAI	7	17.2m	17.4m (0)	12.8m (0)	1:56.85	27.52s	30.43s
7	WALLAROY BOY	8	19.5m	21.7m (1)	18.4m (1)	1:57.03	27.62s	30.21s
3	DREAM TO DANCE	9	19.8m	17.1m (1)	14.5m (2)	1:57.06	27.66s	30.52s
5	NOWORRIES	10	79.1m	24.3m (2)	51.8m (2)	2:01.72	29.84s	32.50s

Finish Position and metres gained



Newcastle Race 4 Distance 1609m

Monday, 6 April 2026




Gross Time: 1:56.00 MileRate: 1:56.00 LeadTime: 0.00s First Qtr: 28.10s Second Qtr: 29.80s Third Qtr: 28.40s Fourth Qtr: 29.70s

DATA TABLE: 800 / 400 Posi's are position from leader and (how wide the horse was at that position)

No	Horse	Plc	Mar	800 Posi	400 Posi	Time	3rd Qtr	4th Qt
9	DANCING WITH MY EX	1	0.0m	11.1m (1)	5.3m (1)	1:56.00	28.00s	29.32s
7	PARALLEL	2	0.2m	0.0m (0)	0.0m (0)	1:56.02	28.40s	29.72s
1	ROCKNROLL TONY	3	0.5m	4.5m (0)	4.4m (0)	1:56.04	28.40s	29.42s
10	A LITTLE DILEMMA	4	3.3m	12.8m (0)	13.3m (0)	1:56.26	28.46s	29.00s
3	ROGERVALERIO LOMBO	5	6.2m	19.0m (1)	14.4m (2)	1:56.48	28.10s	29.14s
6	GUNFIGHTERSGHOST	6	7.5m	8.8m (0)	9.4m (0)	1:56.58	28.46s	29.60s
4	THRIPENNY	7	11.1m	17.0m (0)	18.0m (0)	1:56.86	28.50s	29.26s
5	ZACHAROONI	8	14.4m	24.1m (1)	19.9m (1)	1:57.12	28.14s	29.38s
2	ESPERANZA	9	21.5m	15.0m (1)	10.5m (2)	1:57.67	28.10s	30.61s
8	EYES BEEN PATIENT	10	32.9m	7.1m (1)	13.3m (1)	1:58.56	28.86s	31.30s

Finish Position and metres gained

First Arrow shows distance gain/loss from 2nd Qtr to 3rd Qtr, Second Arrow shows distance gain/loss from 3rd Qtr to Finish Blue arrow indicates best gain in these quarters.



Newcastle Race 5 Distance 1609m

Monday, 6 April 2026




Gross Time: 1:56.80 MileRate: 1:56.80 LeadTime: 0.00s First Qtr: 29.20s Second Qtr: 30.40s Third Qtr: 28.50s Fourth Qtr: 28.70s

DATA TABLE: 800 / 400 Posi's are position from leader and (how wide the horse was at that position)

No	Horse	Plc	Mar	800 Posi	400 Posi	Time	3rd Qtr	4th Qt
10	PEPPI GRATZ	1	0.0m	7.9m (0)	5.1m (1)	1:56.80	28.30s	28.34s
9	KEAYANG HARLOW	2	3.1m	4.0m (0)	4.2m (0)	1:57.03	28.52s	28.63s
5	CAPTAIN DORIAN	3	5.4m	1.4m (1)	1.1m (1)	1:57.21	28.48s	29.03s
1	DANIEL BOOM	4	9.6m	0.0m (0)	0.0m (0)	1:57.52	28.50s	29.42s
6	SYLVIA KAY	5	12.0m	12.4m (0)	8.7m (0)	1:57.70	28.24s	28.98s
7	DOUBLE LINES	6	14.8m	17.2m (0)	13.5m (0)	1:57.92	28.24s	28.86s
8	PROLETAIRE	7	15.7m	13.8m (1)	10.4m (1)	1:57.98	28.26s	29.14s
3	BO DUKE	8	20.9m	8.8m (1)	16.9m (1)	1:58.37	29.08s	29.07s
2	WILL I AM	9	22.9m	35.0m (0)	30.4m (0)	1:58.53	28.18s	28.27s

Finish Position and metres gained

First Arrow shows distance gain/loss from 2nd Qtr to 3rd Qtr, Second Arrow shows distance gain/loss from 3rd Qtr to Finish
Blue arrow indicates best gain in these quarters.



Newcastle Race 6 Distance 1609m

Monday, 6 April 2026

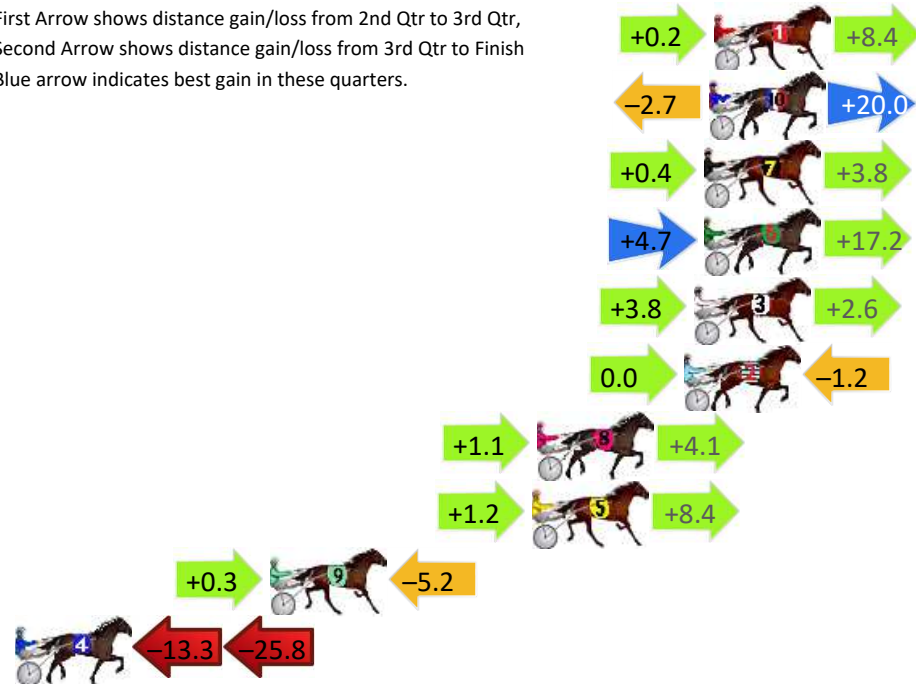
Gross Time: 1:54.70 MileRate: 1:54.70 LeadTime: 0.00s First Qtr: 27.70s Second Qtr: 29.40s Third Qtr: 28.10s Fourth Qtr: 29.40s

DATA TABLE: 800 / 400 Posi's are position from leader and (how wide the horse was at that position)

No	Horse	Plc	Mar	800 Posi	400 Posi	Time	3rd Qtr	4th Qt
1	BRING YOUR BEST	1	0.0m	8.6m (0)	8.4m (0)	1:54.70	28.10s	28.80s
10	DEECEE ROCKIN	2	0.2m	17.5m (0)	20.2m (2)	1:54.72	28.32s	27.98s
7	CHARJO	3	0.4m	4.6m (0)	4.2m (0)	1:54.73	28.08s	29.13s
6	TOUGH NUT TEEJAY	4	0.4m	22.3m (0)	17.6m (0)	1:54.73	27.80s	28.17s
3	IRE OF THE DRAGON	5	0.8m	7.2m (1)	3.4m (1)	1:54.76	27.84s	29.22s
2	EXPLOSIVE BRONSKI	6	1.2m	0.0m (0)	0.0m (0)	1:54.79	28.10s	29.49s
8	ULTRA BLISS	7	7.1m	12.3m (1)	11.2m (1)	1:55.25	28.04s	29.15s
5	TRIED AND TRUSTED	8	7.3m	16.9m (1)	15.7m (2)	1:55.26	28.04s	28.84s
9	PHAR LUME	9	17.8m	12.9m (0)	12.6m (0)	1:56.07	28.10s	29.87s
4	PAD THAI	10	42.0m	2.9m (1)	16.2m (1)	1:57.94	29.06s	31.48s

Finish Position and metres gained

First Arrow shows distance gain/loss from 2nd Qtr to 3rd Qtr, Second Arrow shows distance gain/loss from 3rd Qtr to Finish
Blue arrow indicates best gain in these quarters.



800

Visual positions in race at 2nd Quarter



400

Visual positions in race at 3rd Quarter



Newcastle Race 7 Distance 1609m

Monday, 6 April 2026

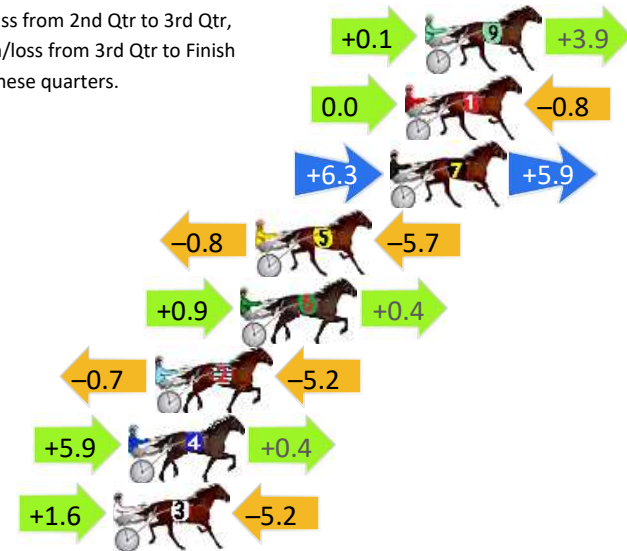
Gross Time: 1:54.80 MileRate: 1:54.80 LeadTime: 0.00s First Qtr: 27.70s Second Qtr: 29.50s Third Qtr: 27.90s Fourth Qtr: 29.70s

DATA TABLE: 800 / 400 Posi's are position from leader and (how wide the horse was at that position)

No	Horse	Plc	Mar	800 Posi	400 Posi	Time	3rd Qtr	4th Qt
9	SHARK DANCER	1	0.0m	4.0m (0)	3.9m (0)	1:54.80	27.90s	29.42s
1	ALWAYS PROMISE ME	2	0.8m	0.0m (0)	0.0m (0)	1:54.86	27.90s	29.76s
7	AVENGER	3	1.4m	13.6m (1)	7.3m (3)	1:54.91	27.48s	29.29s
5	BLING THE KASH	4	6.8m	0.3m (1)	1.1m (1)	1:55.33	27.96s	30.15s
6	KATLAS DREAM	5	7.4m	8.7m (0)	7.8m (0)	1:55.38	27.86s	29.72s
2	WILLS WAY	6	10.8m	4.9m (1)	5.6m (1)	1:55.64	27.96s	30.14s
4	FAVOURED GRACE	7	11.9m	18.2m (1)	12.3m (1)	1:55.73	27.52s	29.75s
3	TAFL MOVE	8	12.5m	8.9m (1)	7.3m (2)	1:55.77	27.80s	30.15s

Finish Position and metres gained

First Arrow shows distance gain/loss from 2nd Qtr to 3rd Qtr, Second Arrow shows distance gain/loss from 3rd Qtr to Finish
Blue arrow indicates best gain in these quarters.



800

Visual positions in race at 2nd Quarter



400

Visual positions in race at 3rd Quarter

