

# Temora Race 1 Distance 1635m

Monday, 6 April 2026




Gross Time: 2:00.00 MileRate: 1:58.10 LeadTime: 1.60s First Qtr: 29.30s Second Qtr: 28.80s Third Qtr: 30.80s Fourth Qtr: 29.50s

DATA TABLE: 800 / 400 Posi's are position from leader and (how wide the horse was at that position)

No	Horse	Plc	Mar	800 Posi	400 Posi	Time	3rd Qtr	4th Qt
6	MODERN SHEEN	1	0.0m	8.0m (1)	2.8m (1)	2:00.00	30.44s	29.29s
2	ELLAVA PACER	2	0.4m	0.0m (0)	0.0m (0)	2:00.03	30.80s	29.53s
1	BONJORGE	3	5.9m	4.8m (0)	4.0m (0)	2:00.46	30.76s	29.66s
8	EYEDIDNTLOSEIT	4	6.7m	20.8m (1)	10.4m (2)	2:00.52	30.09s	29.24s
7	SHAKEN SANDS	5	10.4m	9.5m (0)	7.7m (0)	2:00.80	30.70s	29.72s
5	I LIKA STYLE	6	11.4m	11.9m (1)	7.9m (1)	2:00.88	30.54s	29.79s
9	ALWAYSATTHEBEACH	7	11.5m	25.3m (1)	15.5m (2)	2:00.89	30.15s	29.23s
10	MAJORS CREEK	8	11.8m	29.8m (1)	19.9m (1)	2:00.91	30.16s	28.92s
3	SOPHIES SCOOTER	9	15.6m	16.4m (1)	11.9m (1)	2:01.21	30.52s	29.82s
4	CRIMSON ROCK	10	15.9m	34.8m (1)	24.3m (0)	2:01.23	30.13s	28.91s

## Finish Position and metres gained

First Arrow shows distance gain/loss from 2nd Qtr to 3rd Qtr, Second Arrow shows distance gain/loss from 3rd Qtr to Finish  
Blue arrow indicates best gain in these quarters.



# Temora Race 2 Distance 1635m

Monday, 6 April 2026



Gross Time: 2:01.50 MileRate: 1:59.60 LeadTime: 1.90s First Qtr: 29.00s Second Qtr: 31.30s Third Qtr: 29.60s Fourth Qtr: 29.70s

DATA TABLE: 800 / 400 Posi's are position from leader and (how wide the horse was at that position)

No	Horse	Plc	Mar	800 Posi	400 Posi	Time	3rd Qtr	4th Qt
5	LETSTACOBOUTIT	1	0.0m	0.0m (0)	0.0m (0)	2:01.50	29.60s	29.70s
1	BETTERTHANTHEBOYZ	2	5.2m	4.6m (0)	3.8m (0)	2:01.90	29.54s	29.82s
4	STARS ABROAD	3	6.7m	2.3m (1)	2.0m (1)	2:02.02	29.58s	30.07s
9	SPRING DELIGHT	4	10.6m	13.9m (0)	11.7m (0)	2:02.33	29.44s	29.67s
7	NIFTY SCHOOBEE	5	10.7m	9.3m (0)	7.6m (0)	2:02.33	29.48s	29.97s
6	JUNGLE SHARK	6	11.0m	7.0m (1)	4.9m (2)	2:02.36	29.45s	30.20s
2	NIXSUN	7	13.8m	11.3m (1)	9.4m (1)	2:02.57	29.46s	30.08s
8	PADDY MACH	8	14.5m	15.7m (1)	13.4m (1)	2:02.63	29.44s	29.84s
10	DEAD EYE TIKI	9	15.4m	26.0m (1)	20.0m (1)	2:02.70	29.16s	29.43s
3	DREAMTIME NALA	10	17.1m	21.1m (1)	20.1m (0)	2:02.83	29.53s	29.55s

## Finish Position and metres gained

First Arrow shows distance gain/loss from 2nd Qtr to 3rd Qtr, Second Arrow shows distance gain/loss from 3rd Qtr to Finish  
Blue arrow indicates best gain in these quarters.



800

Visual positions in race at 2nd Quarter



400

Visual positions in race at 3rd Quarter



# Temora Race 3 Distance 2000m

Monday, 6 April 2026


Gross Time: 2:30.20 MileRate: 2:00.80 LeadTime: 29.00s First Qtr: 31.50s Second Qtr: 29.60s Third Qtr: 29.90s Fourth Qtr: 30.20s

DATA TABLE: 800 / 400 Posi's are position from leader and (how wide the horse was at that position)

No	Horse	Plc	Mar	800 Posi	400 Posi	Time	3rd Qtr	4th Qt
6	MILLWOOD GRACE	1	0.0m	4.1m (0)	3.8m (0)	2:30.20	29.88s	29.92s
3	OUR ROCKY	2	2.3m	7.9m (0)	7.2m (0)	2:30.38	29.86s	29.84s
7	THATS THE ATTITUDE	3	6.7m	12.2m (0)	11.3m (0)	2:30.73	29.84s	29.89s
2	FOLLOW THE MONEY	4	9.1m	0.0m (0)	0.0m (0)	2:30.92	29.90s	30.92s
5	MOP	5	11.1m	16.7m (0)	16.3m (0)	2:31.08	29.89s	29.86s
8	UNCLE CRAIGO	6	12.7m	13.2m (1)	10.2m (2)	2:31.20	29.69s	30.44s
9	SHES GOT A REASON	7	13.6m	17.6m (1)	13.3m (1)	2:31.28	29.60s	30.29s
1	TEST OF FIRE	8	14.5m	4.5m (1)	4.2m (1)	2:31.35	29.88s	31.04s
4	TITIWHA	9	15.4m	8.5m (1)	6.2m (2)	2:31.42	29.74s	30.96s
10	KALKADOON DREAMING	10	17.0m	21.5m (2)	10.6m (3)	2:31.54	29.11s	30.75s

## Finish Position and metres gained

First Arrow shows distance gain/loss from 2nd Qtr to 3rd Qtr, Second Arrow shows distance gain/loss from 3rd Qtr to Finish  
Blue arrow indicates best gain in these quarters.



800

Visual positions in race at 2nd Quarter



400

Visual positions in race at 3rd Quarter



# Temora Race 4 Distance 1635m

Monday, 6 April 2026

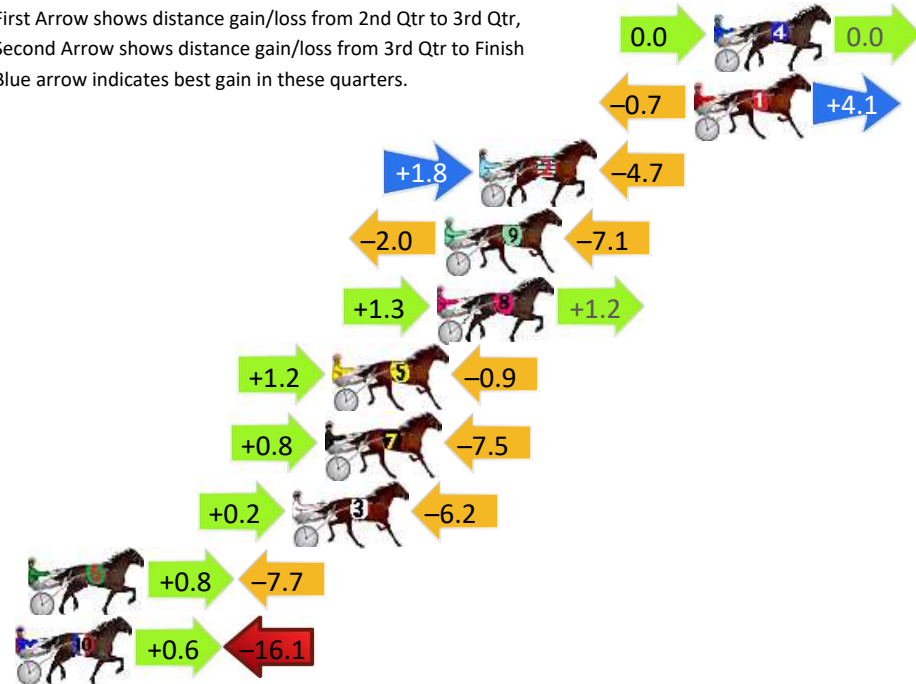
Gross Time: 2:00.30 MileRate: 1:58.40 LeadTime: 1.90s First Qtr: 28.50s Second Qtr: 31.00s Third Qtr: 30.70s Fourth Qtr: 28.20s

DATA TABLE: 800 / 400 Posi's are position from leader and (how wide the horse was at that position)

No	Horse	Plc	Mar	800 Posi	400 Posi	Time	3rd Qtr	4th Qt
4	OAK RIDGE	1	0.0m	0.0m (0)	0.0m (0)	2:00.30	30.70s	28.20s
1	HES A TERROR	2	0.8m	4.2m (0)	4.9m (0)	2:00.36	30.74s	27.90s
2	GEOFFREY BEE	3	9.4m	6.5m (1)	4.7m (2)	2:01.00	30.55s	28.56s
9	JESSEJAMES SHANNON	4	10.8m	1.7m (1)	3.7m (1)	2:01.10	30.84s	28.73s
8	VALENTINI	5	11.1m	13.6m (0)	12.3m (0)	2:01.12	30.56s	28.12s
5	FLY OVER STATES	6	15.3m	15.6m (1)	14.4m (1)	2:01.43	30.56s	28.28s
7	RACING WRITER	7	15.6m	8.9m (0)	8.1m (1)	2:01.46	30.61s	28.77s
3	MITTYS THREE ACES	8	16.9m	10.9m (1)	10.7m (2)	2:01.55	30.65s	28.67s
6	MAMMALS REASON	9	27.5m	20.6m (1)	19.8m (1)	2:02.34	30.58s	28.79s
10	CAPTAIN EVIE	10	33.9m	18.4m (0)	17.8m (0)	2:02.81	30.60s	29.41s

## Finish Position and metres gained

First Arrow shows distance gain/loss from 2nd Qtr to 3rd Qtr, Second Arrow shows distance gain/loss from 3rd Qtr to Finish  
Blue arrow indicates best gain in these quarters.



800

Visual positions in race at 2nd Quarter



400

Visual positions in race at 3rd Quarter



# Temora Race 5 Distance 1635m

Monday, 6 April 2026




Gross Time: 2:00.70 MileRate: 1:58.80 LeadTime: 1.70s First Qtr: 29.40s Second Qtr: 29.90s Third Qtr: 29.80s Fourth Qtr: 29.90s

DATA TABLE: 800 / 400 Posi's are position from leader and (how wide the horse was at that position)

No	Horse	Plc	Mar	800 Posi	400 Posi	Time	3rd Qtr	4th Qt
6	IDEAL ANDY	1	0.0m	6.1m (1)	3.8m (2)	2:00.70	29.63s	29.62s
10	SECRET LINE	1	0.0m	19.6m (1)	7.6m (2)	2:00.70	28.91s	29.34s
1	ORSINO BELLE	3	3.3m	0.0m (0)	0.0m (0)	2:00.96	29.80s	30.16s
2	SERGEANT PEE JAY	4	3.7m	10.0m (0)	8.2m (0)	2:00.99	29.67s	29.58s
3	JUST GO JOE	5	4.1m	5.4m (0)	3.8m (0)	2:01.02	29.68s	29.94s
5	CAPTAIN DEEJAY	6	14.3m	23.8m (1)	13.5m (2)	2:01.82	29.04s	30.02s
8	OFFICIAL VIEW	7	15.6m	15.3m (1)	12.5m (1)	2:01.92	29.60s	30.19s
4	ELLENS DELIGHT	8	16.2m	10.7m (1)	8.0m (1)	2:01.97	29.60s	30.58s
9	BAM BAM BROOK	9	19.5m	1.8m (1)	3.6m (1)	2:02.23	29.94s	31.16s
7	CAPTAIN PINNACLE	10	86.2m	21.3m (0)	57.1m (0)	2:07.45	32.46s	32.41s

## Finish Position and metres gained

First Arrow shows distance gain/loss from 2nd Qtr to 3rd Qtr, Second Arrow shows distance gain/loss from 3rd Qtr to Finish  
Blue arrow indicates best gain in these quarters.



# Temora Race 6 Distance 1635m


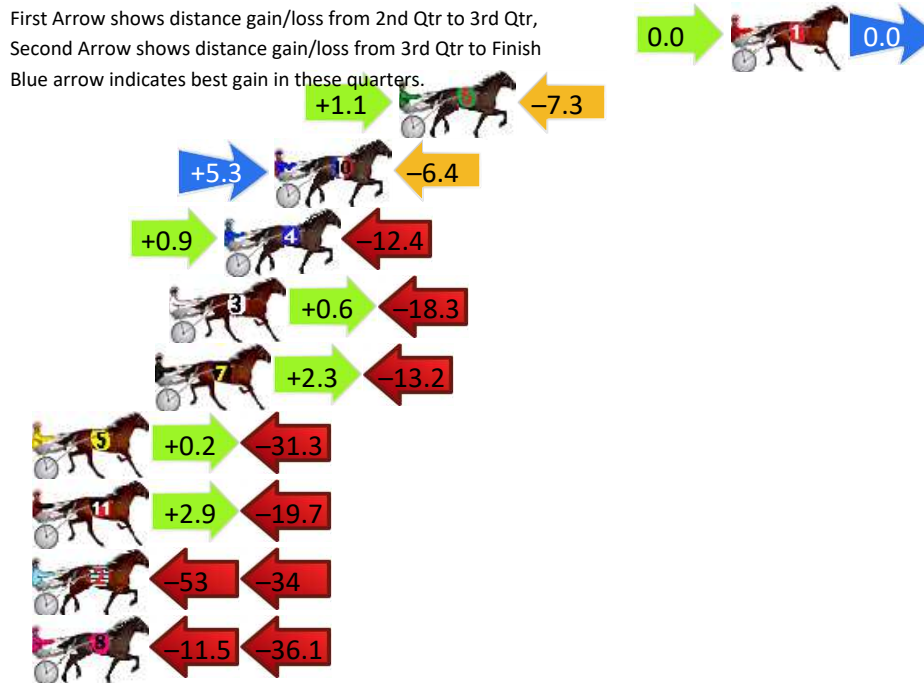
Monday, 6 April 2026

Gross Time: 1:58.70 MileRate: 1:56.80 LeadTime: 1.60s First Qtr: 27.60s Second Qtr: 30.20s Third Qtr: 30.30s Fourth Qtr: 29.00s

DATA TABLE: 800 / 400 Posi's are position from leader and (how wide the horse was at that position)

No	Horse	Plc	Mar	800 Posi	400 Posi	Time	3rd Qtr	4th Qt
1	ONE MORE REASON	1	0.0m	0.0m (0)	0.0m (0)	1:58.70	30.30s	29.00s
6	IM ON NO SLEEP	2	13.3m	7.1m (1)	6.0m (2)	1:59.71	30.21s	29.57s
10	ATWORTHY ROCKER	3	18.3m	17.2m (1)	11.9m (2)	2:00.09	29.89s	29.51s
4	MAMMALS JEWEL	4	20.3m	8.8m (0)	7.9m (0)	2:00.24	30.22s	29.96s
3	SECRETS KEPT	5	22.5m	4.8m (0)	4.2m (0)	2:00.41	30.25s	30.40s
7	EYES OFF TIGER	6	23.1m	12.2m (1)	9.9m (1)	2:00.46	30.12s	30.03s
5	SEASIDE SID	7	33.9m	2.8m (1)	2.6m (1)	2:01.28	30.28s	31.39s
11	TOMMY TERROR	8	37.3m	20.5m (0)	17.6m (0)	2:01.54	30.06s	30.54s
2	GLENBURNS SUPREME	9	101.0m	14.4m (0)	67.3m (0)	2:06.39	34.18s	31.73s
8	SET PLAY	10	104.6m	57.0m (0)	68.5m (1)	2:06.66	31.07s	31.91s

## Finish Position and metres gained



# Temora Race 7 Distance 1635m

Monday, 6 April 2026

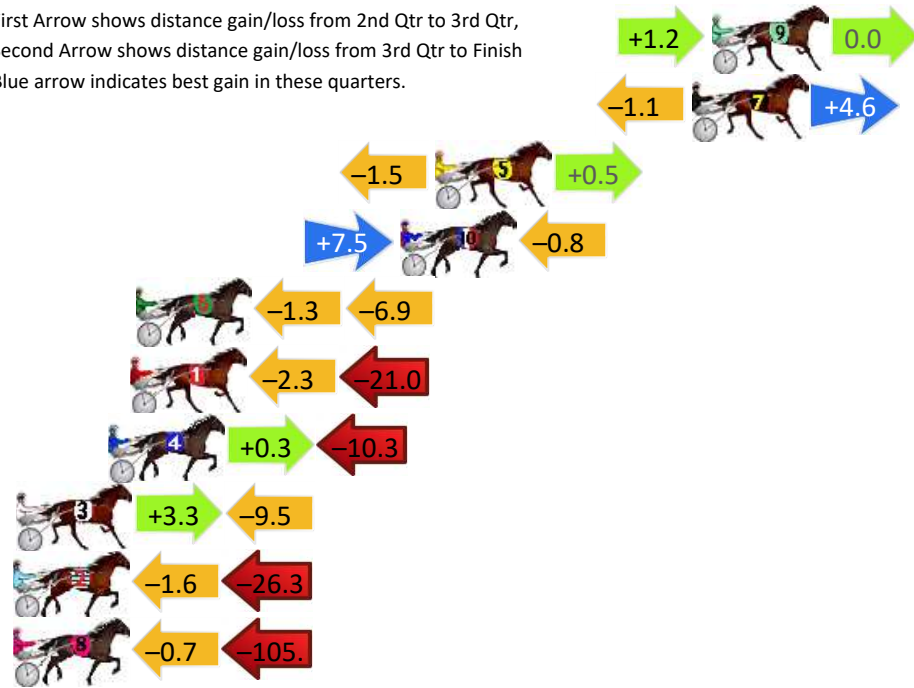
Gross Time: 2:00.80 MileRate: 1:58.90 LeadTime: 1.80s First Qtr: 29.20s Second Qtr: 30.00s Third Qtr: 30.50s Fourth Qtr: 29.30s

DATA TABLE: 800 / 400 Posi's are position from leader and (how wide the horse was at that position)

No	Horse	Plc	Mar	800 Posi	400 Posi	Time	3rd Qtr	4th Qt
9	HARJAYBRO	1	0.0m	1.2m (1)	0.0m (1)	2:00.80	30.41s	29.30s
7	THE HEATS ON LEXY	2	0.8m	4.3m (0)	5.4m (1)	2:00.86	30.58s	28.96s
5	JUSTAQUICKSCHOONER	3	11.1m	10.1m (1)	11.6m (1)	2:01.65	30.61s	29.29s
10	STIPULATING	4	12.5m	19.2m (1)	11.7m (2)	2:01.76	29.94s	29.39s
6	RYKER	5	23.1m	14.9m (1)	16.2m (1)	2:02.58	30.59s	29.88s
1	BAYRIDGE TOMMY	6	23.3m	0.0m (0)	2.3m (0)	2:02.59	30.67s	30.92s
4	ARTFUL DOLLAR	7	24.2m	14.2m (0)	13.9m (0)	2:02.66	30.47s	30.13s
3	TINNYMEDAD	8	27.9m	21.7m (0)	18.4m (0)	2:02.94	30.25s	30.07s
2	BLINGFORTHEGIRLS	9	33.7m	5.8m (1)	7.4m (2)	2:03.39	30.62s	31.34s
8	YANKEE BABE	10	114.8m	8.9m (0)	9.6m (0)	2:09.62	30.55s	37.41s

## Finish Position and metres gained

First Arrow shows distance gain/loss from 2nd Qtr to 3rd Qtr, Second Arrow shows distance gain/loss from 3rd Qtr to Finish  
Blue arrow indicates best gain in these quarters.



800

Visual positions in race at 2nd Quarter



400

Visual positions in race at 3rd Quarter



# Temora Race 8 Distance 1635m

Monday, 6 April 2026



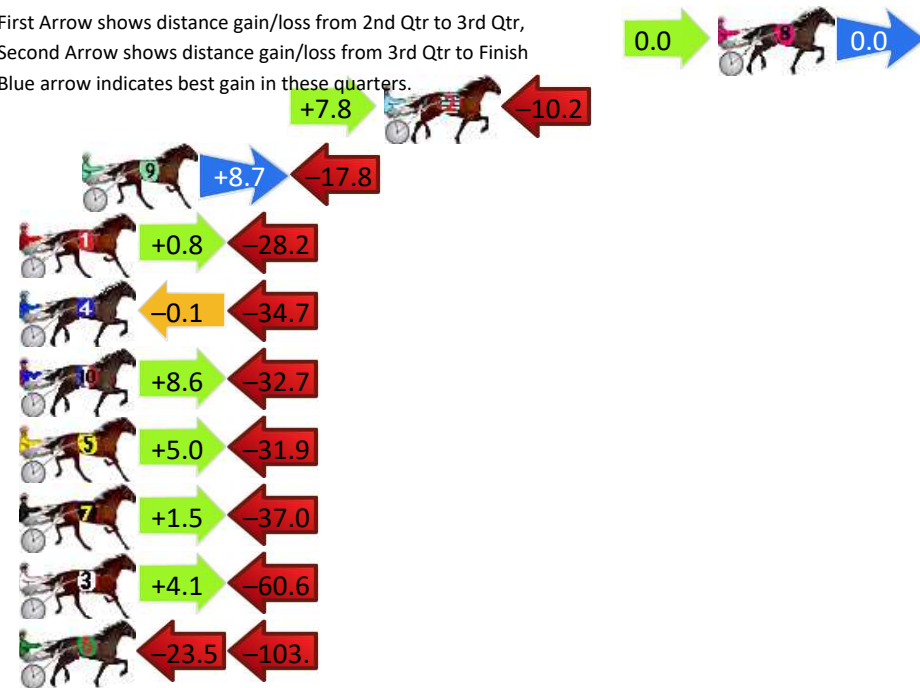
Gross Time: 2:00.90 MileRate: 1:59.00 LeadTime: 1.80s First Qtr: 29.00s Second Qtr: 29.80s Third Qtr: 31.60s Fourth Qtr: 28.70s

DATA TABLE: 800 / 400 Posi's are position from leader and (how wide the horse was at that position)

NoHorse	Plc	Mar	800 Posi	400 Posi	Time	3rd Qtr	4th Qt
8 OUR ULTIMATE BONNY	1	0.0m	0.0m (0)	0.0m (0)	2:00.90	31.60s	28.70s
2 ALICE ON THE BEACH	2	13.4m	11.0m (1)	3.2m (2)	2:01.91	31.03s	29.47s
9 THE LURKER	3	25.5m	16.4m (1)	7.7m (2)	2:02.82	30.97s	30.04s
1 NOTTADOUBT	4	35.8m	8.4m (0)	7.6m (1)	2:03.60	31.55s	30.83s
4 CRACKER MISS	5	39.0m	4.2m (0)	4.3m (0)	2:03.84	31.61s	31.32s
10 STAR CONNECTION	6	44.5m	20.4m (1)	11.8m (1)	2:04.25	30.97s	31.17s
5 KEAYANG ALEX	7	46.3m	19.4m (0)	14.4m (2)	2:04.39	31.24s	31.11s
7 HEZA STARMAN	8	49.3m	13.8m (0)	12.3m (0)	2:04.61	31.50s	31.49s
3 GLAMOUR FOX	9	63.4m	6.9m (1)	2.8m (1)	2:05.68	31.30s	33.27s
6 CHANSU	10	306.5m	179.8m (0)	203.3m (0)	2:23.99	33.52s	36.55s

## Finish Position and metres gained

First Arrow shows distance gain/loss from 2nd Qtr to 3rd Qtr, Second Arrow shows distance gain/loss from 3rd Qtr to Finish Blue arrow indicates best gain in these quarters.



# Temora Race 9 Distance 1635m

Monday, 6 April 2026


Gross Time: 2:02.00 MileRate: 2:00.10 LeadTime: 1.70s First Qtr: 27.70s Second Qtr: 31.30s Third Qtr: 31.00s Fourth Qtr: 30.30s

DATA TABLE: 800 / 400 Posi's are position from leader and (how wide the horse was at that position)

No	Horse	Plc	Mar	800 Posi	400 Posi	Time	3rd Qtr	4th Qt
2	MASTABLASTA	1	0.0m	0.0m (0)	0.0m (0)	2:02.00	31.00s	30.30s
8	SPREAD THE FEAR	2	0.5m	2.8m (1)	0.9m (1)	2:02.04	30.86s	30.27s
1	LIFE GETS BETTER	3	3.4m	4.2m (0)	3.9m (0)	2:02.27	30.98s	30.27s
7	HOLZHAUER	4	11.4m	8.4m (0)	8.4m (0)	2:02.90	30.99s	30.56s
9	ARKLOW	5	11.7m	19.2m (1)	12.1m (2)	2:02.93	30.44s	30.31s
6	I AM THE TORNADO	6	14.2m	15.2m (1)	8.1m (2)	2:03.13	30.45s	30.81s
4	NO MORE PROMISES	7	17.6m	6.9m (1)	5.0m (1)	2:03.40	30.85s	31.32s
10	NAPOLI NIGHTS	8	19.8m	23.0m (1)	16.7m (1)	2:03.57	30.50s	30.60s
3	DIDNT I	9	19.9m	19.5m (0)	14.4m (0)	2:03.58	30.60s	30.78s
5	GLAMORS SYMBOL	10	20.6m	11.3m (1)	3.8m (2)	2:03.63	30.42s	31.64s

## Finish Position and metres gained

First Arrow shows distance gain/loss from 2nd Qtr to 3rd Qtr, Second Arrow shows distance gain/loss from 3rd Qtr to Finish  
Blue arrow indicates best gain in these quarters.



800

Visual positions in race at 2nd Quarter



400

Visual positions in race at 3rd Quarter

