

Menangle Race 1 Distance 1609m



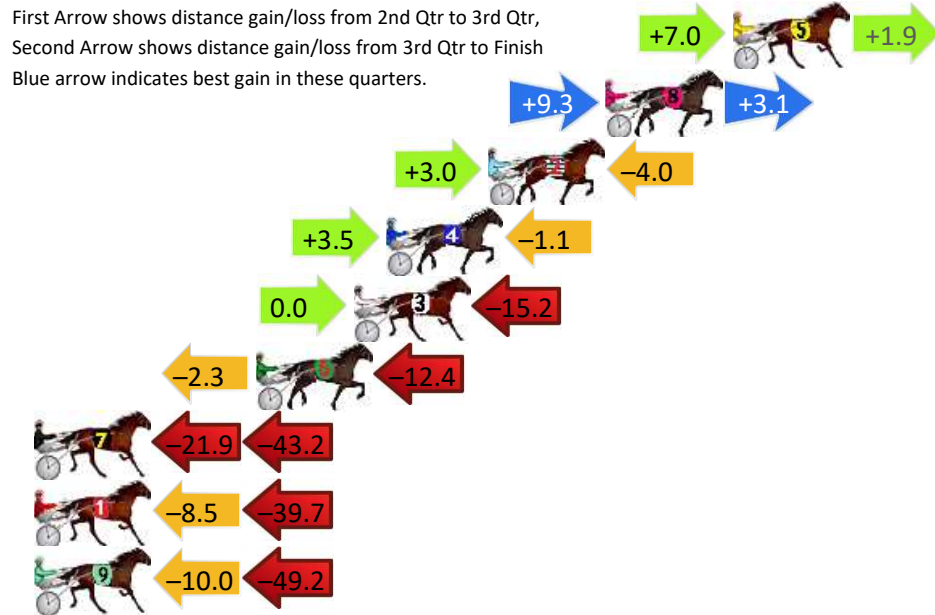
Tuesday, 7 April 2026

Gross Time: 1:58.50 MileRate: 1:58.50 LeadTime: 0.00s First Qtr: 29.20s Second Qtr: 31.30s Third Qtr: 29.20s Fourth Qtr: 28.80s

DATA TABLE: 800 / 400 Posi's are position from leader and (how wide the horse was at that position)

No	Horse	Plc	Mar	800 Posi	400 Posi	Time	3rd Qtr	4th Qt
5	LAST CLANSMAN	1	0.0m	8.9m (1)	1.9m (1)	1:58.50	28.69s	28.67s
8	ADDICTIVE STRIDE	2	5.1m	17.5m (1)	8.2m (2)	1:58.89	28.52s	28.60s
2	PRINCESS DU FER	3	9.8m	8.8m (0)	5.8m (1)	1:59.24	28.97s	29.13s
4	TIGER TEE	4	13.9m	16.3m (0)	12.8m (0)	1:59.55	28.94s	28.93s
3	CALDERS REVENGE	5	15.2m	0.0m (0)	0.0m (0)	1:59.65	29.20s	29.95s
6	RIOTERRA	6	19.1m	4.4m (0)	6.7m (0)	1:59.94	29.36s	29.76s
7	TOUGH MATE	7	78.2m	13.1m (1)	35.0m (0)	2:04.41	30.77s	32.19s
1	MAJESTIC FUNDS	8	117.4m	69.2m (0)	77.7m (0)	2:07.38	29.78s	32.08s
9	MACKEL SONNY	9	146.3m	87.1m (0)	97.1m (0)	2:09.56	29.88s	32.86s

Finish Position and metres gained



Menangle Race 2 Distance 1609m

Tuesday, 7 April 2026


Gross Time: 1:56.30 MileRate: 1:56.30 LeadTime: 0.00s First Qtr: 28.60s Second Qtr: 30.30s Third Qtr: 28.60s Fourth Qtr: 28.80s

DATA TABLE: 800 / 400 Posi's are position from leader and (how wide the horse was at that position)

No	Horse	Plc	Mar	800 Posi	400 Posi	Time	3rd Qtr	4th Qt
8	ELLE PERFECTO	1	0.0m	4.2m (0)	4.4m (1)	1:56.30	28.61s	28.49s
6	WHAT THE TOOTH	2	2.1m	8.7m (0)	10.1m (0)	1:56.46	28.70s	28.24s
7	DESIRING DIAMONDS	3	13.0m	7.2m (1)	13.1m (1)	1:57.28	29.03s	28.85s
5	I CHOOSE YOU	4	21.0m	17.0m (1)	24.3m (1)	1:57.89	29.13s	28.65s
4	IM DREAMING	5	23.0m	12.2m (1)	17.2m (2)	1:58.04	28.96s	29.31s
9	CEE CEE IN PARIS	6	23.3m	0.0m (0)	0.0m (0)	1:58.06	28.60s	30.56s
1	PURPLE MOON	7	24.6m	12.7m (0)	15.7m (0)	1:58.16	28.82s	29.54s
3	PRINCE KENNY	8	80.4m	47.0m (0)	53.0m (0)	2:02.38	29.04s	31.10s
10	GLADIATRIX	9	93.5m	2.4m (1)	4.9m (2)	2:03.37	28.78s	35.52s
2	JUST ME AND YOU	10	123.4m	72.3m (0)	81.0m (0)	2:05.63	29.24s	32.35s

Finish Position and metres gained

First Arrow shows distance gain/loss from 2nd Qtr to 3rd Qtr, Second Arrow shows distance gain/loss from 3rd Qtr to Finish
Blue arrow indicates best gain in these quarters.



Menangle Race 3 Distance 1609m

Tuesday, 7 April 2026




Gross Time: 1:55.50 MileRate: 1:55.50 LeadTime: 0.00s First Qtr: 27.40s Second Qtr: 30.50s Third Qtr: 28.80s Fourth Qtr: 28.80s

DATA TABLE: 800 / 400 Posi's are position from leader and (how wide the horse was at that position)

NoHorse	Plc	Mar	800 Posi	400 Posi	Time	3rd Qtr	4th Qt
4 CHIEF RUNNINGCLOUD	1	0.0m	4.5m (0)	7.3m (0)	1:55.50	29.00s	28.28s
3 ITZFERGIETIME	2	1.5m	8.7m (0)	11.7m (0)	1:55.61	29.02s	28.07s
9 MALIBUU	3	6.4m	0.0m (0)	0.0m (0)	1:55.98	28.80s	29.28s
8 ALPHA STRIDE	4	7.2m	6.5m (1)	11.6m (2)	1:56.04	29.16s	28.52s
2 ORIA	5	11.7m	14.9m (1)	20.2m (3)	1:56.38	29.17s	28.24s
7 SHOULD BEABARCA	6	14.0m	17.0m (0)	20.9m (1)	1:56.56	29.07s	28.36s
5 AFFAIRE DE COVER	7	17.2m	10.7m (1)	17.7m (2)	1:56.80	29.30s	28.83s
6 ALDEBARAN SUSANNE	8	18.1m	22.9m (0)	24.4m (2)	1:56.87	28.91s	28.42s
1 EWING	9	19.0m	12.9m (0)	19.0m (0)	1:56.94	29.24s	28.88s
10 VIRGINIA CLOWERS	10	41.9m	2.6m (1)	10.3m (1)	1:58.67	29.35s	31.23s

Finish Position and metres gained

First Arrow shows distance gain/loss from 2nd Qtr to 3rd Qtr, Second Arrow shows distance gain/loss from 3rd Qtr to Finish Blue arrow indicates best gain in these quarters.



Menangle Race 4 Distance 1609m

Tuesday, 7 April 2026


Gross Time: 1:54.10 MileRate: 1:54.10 LeadTime: 0.00s First Qtr: 27.40s Second Qtr: 30.00s Third Qtr: 28.30s Fourth Qtr: 28.40s

DATA TABLE: 800 / 400 Posi's are position from leader and (how wide the horse was at that position)

No	Horse	Plc	Mar	800 Posi	400 Posi	Time	3rd Qtr	4th Qt
5	ROBUST EASTON	1	0.0m	19.2m (1)	14.3m (2)	1:54.10	27.96s	27.39s
11	VESPA STRIDE	2	0.5m	23.2m (1)	18.0m (2)	1:54.14	27.94s	27.17s
10	HESAA LISTER	3	4.0m	0.0m (0)	0.0m (0)	1:54.40	28.30s	28.70s
2	OUR ANGELS ENVY	4	4.1m	10.4m (1)	5.0m (1)	1:54.41	27.93s	28.35s
9	MICKEY BE NIMBLE	5	5.9m	5.2m (1)	0.5m (1)	1:54.54	27.97s	28.81s
8	WHAT FOR	6	10.5m	8.8m (0)	8.8m (0)	1:54.88	28.30s	28.56s
3	BETTOR BE LUCKY	7	13.6m	14.6m (1)	11.3m (1)	1:55.11	28.07s	28.62s
6	LARRIKIN LENNY	8	16.7m	17.4m (0)	18.5m (0)	1:55.35	28.38s	28.35s
1	OUR ULTIMATE JANE	9	21.8m	13.1m (0)	14.2m (0)	1:55.73	28.38s	29.03s
7	KING COREY	10	24.9m	4.8m (0)	4.6m (0)	1:55.96	28.28s	29.94s

Finish Position and metres gained

First Arrow shows distance gain/loss from 2nd Qtr to 3rd Qtr, Second Arrow shows distance gain/loss from 3rd Qtr to Finish
Blue arrow indicates best gain in these quarters.



800

Visual positions in race at 2nd Quarter



400

Visual positions in race at 3rd Quarter



Menangle Race 5 Distance 1609m

Tuesday, 7 April 2026


Gross Time: 1:52.30 MileRate: 1:52.30 LeadTime: 0.00s First Qtr: 26.80s Second Qtr: 29.60s Third Qtr: 29.00s Fourth Qtr: 26.90s

DATA TABLE: 800 / 400 Posi's are position from leader and (how wide the horse was at that position)

No	Horse	Plc	Mar	800 Posi	400 Posi	Time	3rd Qtr	4th Qt
4	MYTH YOU ALREADY	1	0.0m	0.0m (0)	0.0m (0)	1:52.30	29.00s	26.90s
8	D J ROCK	2	0.4m	11.2m (1)	12.1m (3)	1:52.33	29.03s	26.09s
2	DAVOLAS LEGACY	3	6.2m	7.1m (1)	7.9m (2)	1:52.74	29.04s	26.79s
5	JETASI	4	7.2m	2.9m (1)	3.1m (1)	1:52.81	29.01s	27.20s
3	STEEL STRIDE	5	9.7m	8.3m (0)	8.6m (0)	1:52.99	29.00s	26.99s
7	HAPPY TOO YA	6	10.3m	4.4m (0)	4.0m (0)	1:53.03	28.96s	27.35s
10	RIO DE JANEIRO BLUE	7	11.9m	18.7m (1)	20.2m (3)	1:53.14	29.05s	26.34s
9	BIRDY GAL	8	14.6m	15.1m (1)	16.2m (3)	1:53.33	29.03s	26.81s
6	JACQUELINE ROSE	9	25.2m	20.0m (0)	19.8m (1)	1:54.09	28.93s	27.31s
1	FLIGHT LOUTENANT	10	33.3m	15.5m (0)	15.0m (0)	1:54.66	28.92s	28.22s

Finish Position and metres gained

First Arrow shows distance gain/loss from 2nd Qtr to 3rd Qtr, Second Arrow shows distance gain/loss from 3rd Qtr to Finish
Blue arrow indicates best gain in these quarters.



800

Visual positions in race at 2nd Quarter



400

Visual positions in race at 3rd Quarter



Menangle Race 6 Distance 1609m

Tuesday, 7 April 2026



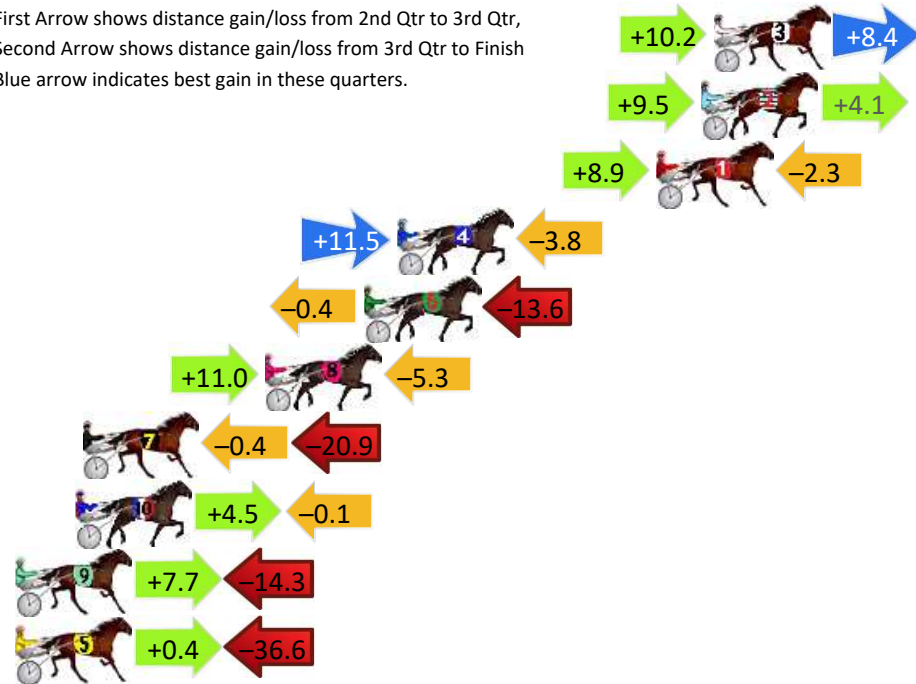
Gross Time: 1:51.60 MileRate: 1:51.60 LeadTime: 0.00s First Qtr: 26.60s Second Qtr: 29.40s Third Qtr: 28.30s Fourth Qtr: 27.30s

DATA TABLE: 800 / 400 Posi's are position from leader and (how wide the horse was at that position)

No	Horse	Plc	Mar	800 Posi	400 Posi	Time	3rd Qtr	4th Qt
3	COCOS DESIRE	1	0.0m	18.6m (1)	8.4m (1)	1:51.60	27.57s	26.72s
2	ENOLA	2	0.5m	14.1m (1)	4.6m (1)	1:51.64	27.63s	27.02s
1	DEVIOUS MINDS	3	2.3m	8.9m (1)	0.0m (1)	1:51.77	27.67s	27.47s
4	WHERE'S MY REASON	4	12.7m	20.4m (2)	8.9m (2)	1:52.51	27.48s	27.60s
6	CLASSIC CHIP	5	14.0m	0.0m (0)	0.4m (0)	1:52.61	28.33s	28.28s
8	SENTOSAR	6	18.0m	23.7m (1)	12.7m (1)	1:52.89	27.51s	27.71s
7	SAN SEBASTIAN	7	25.3m	4.0m (0)	4.4m (0)	1:53.42	28.33s	28.81s
10	SHOOBEE'S LOU	8	25.6m	30.0m (1)	25.5m (1)	1:53.44	27.95s	27.38s
9	CREDO STRIDE	9	32.8m	26.2m (0)	18.5m (1)	1:53.96	27.74s	28.38s
5	FEARFUL	10	57.2m	21.0m (0)	20.6m (0)	1:55.71	28.25s	29.98s

Finish Position and metres gained

First Arrow shows distance gain/loss from 2nd Qtr to 3rd Qtr, Second Arrow shows distance gain/loss from 3rd Qtr to Finish. Blue arrow indicates best gain in these quarters.



Menangle Race 7 Distance 1609m

Tuesday, 7 April 2026


Gross Time: 1:51.80 MileRate: 1:51.80 LeadTime: 0.00s First Qtr: 25.70s Second Qtr: 29.80s Third Qtr: 28.80s Fourth Qtr: 27.50s

DATA TABLE: 800 / 400 Posi's are position from leader and (how wide the horse was at that position)

No	Horse	Plc	Mar	800 Posi	400 Posi	Time	3rd Qtr	4th Qt
5	FE FE ON FIRE	1	0.0m	17.9m (1)	6.7m (2)	1:51.80	27.99s	27.03s
6	THERES WALLY	2	6.0m	8.4m (1)	5.9m (1)	1:52.23	28.61s	27.52s
7	UNCLE TIGER	3	8.6m	3.9m (1)	2.7m (2)	1:52.42	28.71s	27.93s
9	SURF ACE	4	10.0m	21.8m (1)	10.7m (2)	1:52.52	27.99s	27.48s
4	BETTINE	5	10.1m	12.6m (1)	11.6m (1)	1:52.53	28.71s	27.42s
8	MCWIZARD	6	10.4m	0.2m (0)	0.0m (0)	1:52.55	28.79s	28.25s
3	TOORAM CEE CEE	7	12.5m	8.3m (0)	8.0m (0)	1:52.70	28.77s	27.84s
1	LOVE A BELLE	8	13.1m	4.1m (0)	4.3m (0)	1:52.75	28.81s	28.15s
2	ROCKNROLL GIG	9	17.6m	12.5m (0)	12.0m (0)	1:53.07	28.75s	27.93s
10	IDEAL IN DREAMS	10	23.3m	0.0m (1)	1.9m (1)	1:53.49	28.93s	29.05s

Finish Position and metres gained

First Arrow shows distance gain/loss from 2nd Qtr to 3rd Qtr, Second Arrow shows distance gain/loss from 3rd Qtr to Finish
Blue arrow indicates best gain in these quarters.



800

Visual positions in race at 2nd Quarter



400

Visual positions in race at 3rd Quarter



Menangle Race 8 Distance 1609m

Tuesday, 7 April 2026

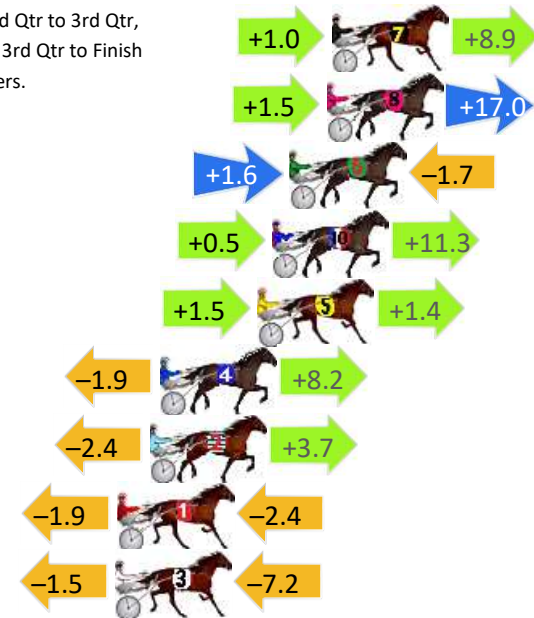
Gross Time: 1:52.60 MileRate: 1:52.60 LeadTime: 0.00s First Qtr: 26.90s Second Qtr: 30.10s Third Qtr: 28.10s Fourth Qtr: 27.50s

DATA TABLE: 800 / 400 Posi's are position from leader and (how wide the horse was at that position)

No	Horse	Plc	Mar	800 Posi	400 Posi	Time	3rd Qtr	4th Qt
7	BALTUSROL	1	0.0m	9.9m (1)	8.9m (2)	1:52.60	28.03s	26.89s
8	SWEET STRIKE	2	0.2m	18.7m (1)	17.2m (3)	1:52.61	27.98s	26.33s
6	TITIAN RAIDER	3	1.7m	1.6m (1)	0.0m (1)	1:52.72	27.99s	27.62s
10	GREATGREAT BOULDER	4	2.4m	14.2m (1)	13.7m (3)	1:52.77	28.06s	26.73s
5	ROMANEE	5	3.0m	5.9m (1)	4.4m (1)	1:52.82	27.99s	27.42s
4	SPIRIT OF ARION	6	6.9m	13.2m (0)	15.1m (1)	1:53.10	28.22s	26.96s
2	THE EX HORSEIST	7	7.3m	8.6m (0)	11.0m (1)	1:53.13	28.26s	27.27s
1	HAS THE COURAGE	8	8.6m	4.3m (0)	6.2m (0)	1:53.22	28.23s	27.70s
3	HES CHARLIES ANGEL	9	8.7m	0.0m (0)	1.5m (0)	1:53.23	28.21s	28.02s

Finish Position and metres gained

First Arrow shows distance gain/loss from 2nd Qtr to 3rd Qtr, Second Arrow shows distance gain/loss from 3rd Qtr to Finish Blue arrow indicates best gain in these quarters.



800

Visual positions in race at 2nd Quarter



400

Visual positions in race at 3rd Quarter



Menangle Race 9 Distance 1609m

Tuesday, 7 April 2026

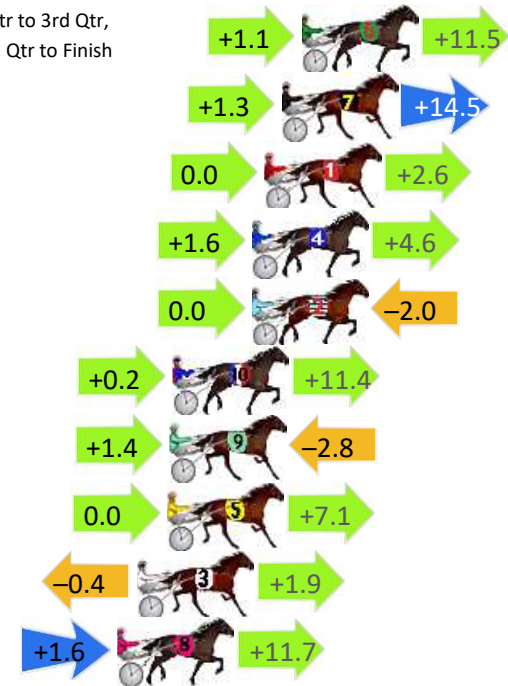
Gross Time: 1:52.90 MileRate: 1:52.90 LeadTime: 0.00s First Qtr: 28.70s Second Qtr: 29.00s Third Qtr: 27.80s Fourth Qtr: 27.40s

DATA TABLE: 800 / 400 Posi's are position from leader and (how wide the horse was at that position)

No	Horse	Plc	Mar	800 Posi	400 Posi	Time	3rd Qtr	4th Qt
6	MIKI COHEN	1	0.0m	12.6m (1)	11.5m (2)	1:52.90	27.72s	26.61s
7	DOUBLE FEAR	2	0.8m	16.6m (1)	15.3m (2)	1:52.96	27.70s	26.41s
1	FOXY DADA	3	1.5m	4.1m (0)	4.1m (0)	1:53.01	27.80s	27.23s
4	OUTSIDE FIGHTER	4	2.0m	8.2m (1)	6.6m (1)	1:53.04	27.69s	27.09s
2	ULTIMATE BIRD	5	2.0m	0.0m (0)	0.0m (0)	1:53.04	27.80s	27.54s
10	HEIDSIECK	6	5.2m	16.8m (0)	16.6m (0)	1:53.27	27.78s	26.64s
9	MIKIBEQUICK	7	5.3m	3.9m (1)	2.5m (1)	1:53.28	27.71s	27.61s
5	SEASIDE DELIGHT	8	5.4m	12.5m (0)	12.5m (0)	1:53.29	27.80s	26.93s
3	OHOKA COBRA	9	6.6m	8.1m (0)	8.5m (0)	1:53.38	27.82s	27.30s
8	WITHDISTINCTION	10	7.4m	20.7m (1)	19.1m (2)	1:53.43	27.68s	26.63s

Finish Position and metres gained

First Arrow shows distance gain/loss from 2nd Qtr to 3rd Qtr, Second Arrow shows distance gain/loss from 3rd Qtr to Finish Blue arrow indicates best gain in these quarters.



800

Visual positions in race at 2nd Quarter



400

Visual positions in race at 3rd Quarter

