

Penrith Race 1 Distance 2125m



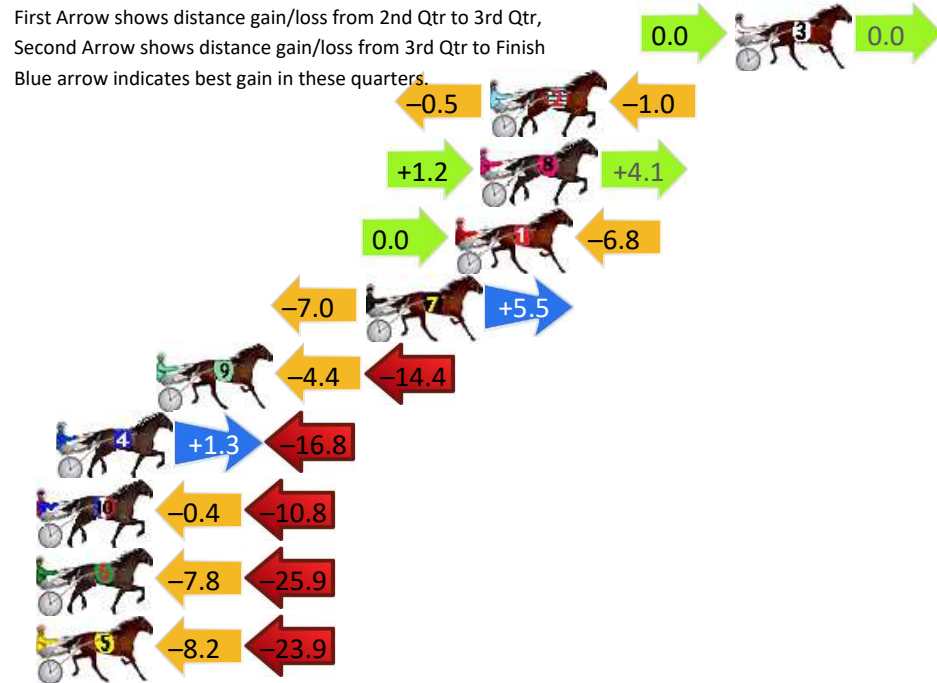
Thursday, 9 April 2026

Gross Time: 2:33.30 MileRate: 1:56.10 LeadTime: 36.20s First Qtr: 29.50s Second Qtr: 29.00s Third Qtr: 29.10s Fourth Qtr: 29.50s

DATA TABLE: 800 / 400 Posi's are position from leader and (how wide the horse was at that position)

| No | Horse | Plc | Mar | 800 Posi | 400 Posi | Time | 3rd Qtr | 4th Qt |
|----|--------------------|-----|-------|-----------|-----------|---------|---------|--------|
| 3 | ELEGANT STRIDE | 1 | 0.0m | 0.0m (0) | 0.0m (0) | 2:33.30 | 29.10s | 29.50s |
| 2 | KEAYANG GALLIANO | 2 | 9.8m | 8.3m (0) | 8.8m (0) | 2:34.06 | 29.14s | 29.62s |
| 8 | AMERICAN BOXER | 3 | 10.2m | 15.5m (1) | 14.3m (1) | 2:34.09 | 29.02s | 29.25s |
| 1 | ROCK ASSET | 4 | 11.2m | 4.4m (0) | 4.4m (0) | 2:34.17 | 29.10s | 30.05s |
| 7 | BLACKJACK BART | 5 | 14.8m | 13.3m (0) | 20.3m (0) | 2:34.44 | 29.62s | 29.16s |
| 9 | STITCHED UP DAN | 6 | 23.2m | 4.4m (1) | 8.8m (1) | 2:35.09 | 29.42s | 30.65s |
| 4 | CHARLIES ACE | 7 | 27.2m | 11.7m (1) | 10.4m (2) | 2:35.40 | 29.02s | 30.84s |
| 10 | DONTLETFEARSTOPY A | 8 | 29.5m | 18.3m (0) | 18.7m (2) | 2:35.58 | 29.14s | 30.42s |
| 6 | KASBAH | 9 | 41.8m | 8.1m (1) | 15.9m (0) | 2:36.53 | 29.68s | 31.57s |
| 5 | ULTIMATE WEAPON | 10 | 68.7m | 36.6m (0) | 44.8m (0) | 2:38.61 | 29.72s | 31.55s |

Finish Position and metres gained



Penrith Race 2 Distance 1720m

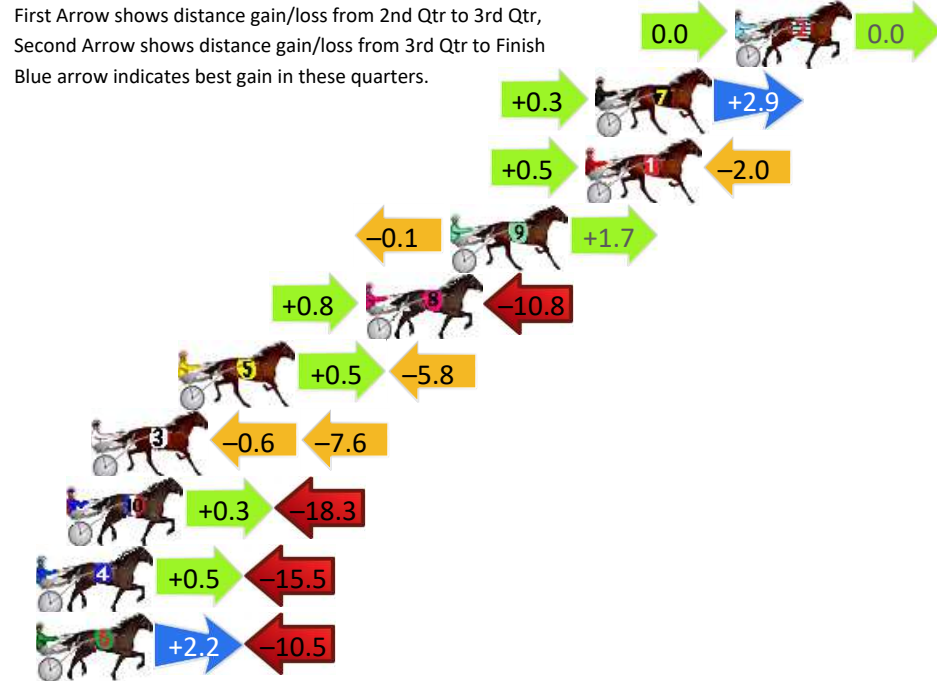
Thursday, 9 April 2026

Gross Time: 2:02.80 MileRate: 1:54.90 LeadTime: 7.30s First Qtr: 29.00s Second Qtr: 29.90s Third Qtr: 28.40s Fourth Qtr: 28.20s

DATA TABLE: 800 / 400 Posi's are position from leader and (how wide the horse was at that position)

| No | Horse | Plc | Mar | 800 Posi | 400 Posi | Time | 3rd Qtr | 4th Qt |
|----|------------------|-----|-------|-----------|-----------|---------|---------|--------|
| 2 | BETTORLEFTALONE | 1 | 0.0m | 0.0m (0) | 0.0m (0) | 2:02.80 | 28.40s | 28.20s |
| 7 | MAC THUNDER | 2 | 5.6m | 8.8m (0) | 8.5m (0) | 2:03.21 | 28.38s | 28.01s |
| 1 | ALLORNOTHINGLEVI | 3 | 6.0m | 4.5m (0) | 4.0m (0) | 2:03.24 | 28.36s | 28.36s |
| 9 | HESHARLEY | 4 | 11.4m | 13.0m (0) | 13.1m (0) | 2:03.64 | 28.40s | 28.12s |
| 8 | WINGMAN LOU | 5 | 14.8m | 4.8m (1) | 4.0m (1) | 2:03.90 | 28.34s | 29.02s |
| 5 | TIME TO DANCE | 6 | 22.3m | 17.0m (1) | 16.5m (1) | 2:04.45 | 28.36s | 28.69s |
| 3 | MEANT TO BE SLOY | 7 | 25.8m | 17.6m (0) | 18.2m (0) | 2:04.71 | 28.44s | 28.83s |
| 10 | ZIEGFELD | 8 | 26.8m | 8.8m (1) | 8.5m (1) | 2:04.79 | 28.38s | 29.59s |
| 4 | HELENS BOY | 9 | 28.0m | 13.0m (1) | 12.5m (1) | 2:04.87 | 28.36s | 29.39s |
| 6 | KAY JAY MIKI | 10 | 31.5m | 23.2m (0) | 21.0m (1) | 2:05.13 | 28.24s | 29.05s |

Finish Position and metres gained



800

Visual positions in race at 2nd Quarter



400

Visual positions in race at 3rd Quarter



Penrith Race 3 Distance 1720m

Thursday, 9 April 2026


Gross Time: 2:04.00 MileRate: 1:56.00 LeadTime: 7.50s First Qtr: 29.00s Second Qtr: 29.70s Third Qtr: 28.60s Fourth Qtr: 29.20s

DATA TABLE: 800 / 400 Posi's are position from leader and (how wide the horse was at that position)

| NoHorse | Plc | Mar | 800 Posi | 400 Posi | Time | 3rd Qtr | 4th Qt |
|----------------------|-----|-------|-----------|-----------|---------|---------|--------|
| 8 LOCHIEL | 1 | 0.0m | 8.4m (0) | 7.8m (0) | 2:04.00 | 28.56s | 28.64s |
| 1 CAPTAIN BLOOD | 2 | 1.1m | 0.0m (0) | 0.0m (0) | 2:04.08 | 28.60s | 29.28s |
| 7 ED MENDES | 3 | 4.5m | 3.9m (0) | 3.9m (0) | 2:04.34 | 28.60s | 29.26s |
| 5 NITRO DANNY | 4 | 5.7m | 12.7m (0) | 12.3m (0) | 2:04.44 | 28.58s | 28.76s |
| 3 KATES VIRTUE | 5 | 6.6m | 6.5m (1) | 6.1m (1) | 2:04.51 | 28.58s | 29.27s |
| 2 LOOKIN GOOD MARGIE | 6 | 7.0m | 10.7m (1) | 10.3m (1) | 2:04.54 | 28.58s | 29.00s |
| 6 EYEKNOW | 7 | 8.3m | 18.3m (2) | 13.4m (2) | 2:04.64 | 28.26s | 28.88s |
| 9 PELIGROSO | 8 | 11.1m | 14.6m (1) | 9.2m (2) | 2:04.85 | 28.22s | 29.39s |
| 4 IDEAL REDEMPTION | 9 | 12.0m | 2.3m (1) | 1.7m (1) | 2:04.92 | 28.56s | 30.00s |

Finish Position and metres gained

First Arrow shows distance gain/loss from 2nd Qtr to 3rd Qtr, Second Arrow shows distance gain/loss from 3rd Qtr to Finish Blue arrow indicates best gain in these quarters.



800

Visual positions in race at 2nd Quarter



400

Visual positions in race at 3rd Quarter



Penrith Race 4 Distance 1720m


Thursday, 9 April 2026

Gross Time: 2:02.10 MileRate: 1:54.30 LeadTime: 7.50s First Qtr: 28.80s Second Qtr: 29.30s Third Qtr: 28.40s Fourth Qtr: 28.10s

DATA TABLE: 800 / 400 Posi's are position from leader and (how wide the horse was at that position)

| No | Horse | Plc | Mar | 800 Posi | 400 Posi | Time | 3rd Qtr | 4th Qt |
|----|------------------|-----|-------|-----------|-----------|---------|---------|--------|
| 3 | DOUBLE IT HARRY | 1 | 0.0m | 0.0m (0) | 0.0m (0) | 2:02.10 | 28.40s | 28.10s |
| 1 | GIVE ME A MINUTE | 2 | 8.0m | 4.5m (0) | 4.0m (0) | 2:02.69 | 28.36s | 28.41s |
| 7 | PLAYA BLANCA | 3 | 10.8m | 8.5m (0) | 8.6m (0) | 2:02.90 | 28.40s | 28.30s |
| 9 | WHEREISHE | 4 | 13.1m | 13.0m (0) | 12.8m (0) | 2:03.07 | 28.38s | 28.17s |
| 10 | FLO RYDA | 5 | 19.3m | 17.0m (0) | 17.1m (0) | 2:03.53 | 28.40s | 28.33s |
| 6 | THE BEST OF YOU | 6 | 25.4m | 23.2m (1) | 17.1m (1) | 2:03.98 | 27.96s | 28.78s |
| 2 | CAULONIA COURAGE | 7 | 26.3m | 10.2m (1) | 7.7m (2) | 2:04.04 | 28.22s | 29.50s |
| 5 | WESTERN STYLE | 8 | 29.5m | 19.0m (1) | 16.5m (2) | 2:04.28 | 28.22s | 29.12s |
| 8 | CRUNCHIE DIVA | 9 | 30.5m | 14.7m (1) | 12.3m (2) | 2:04.35 | 28.22s | 29.49s |
| 4 | OBADIAH DRAGON | 10 | 38.7m | 5.1m (1) | 8.6m (1) | 2:04.96 | 28.64s | 30.36s |

Finish Position and metres gained



800

Visual positions in race at 2nd Quarter



400

Visual positions in race at 3rd Quarter



Penrith Race 5 Distance 2125m

Thursday, 9 April 2026


Gross Time: 2:34.00 MileRate: 1:56.60 LeadTime: 38.00s First Qtr: 29.90s Second Qtr: 29.40s Third Qtr: 27.50s Fourth Qtr: 29.20s

DATA TABLE: 800 / 400 Posi's are position from leader and (how wide the horse was at that position)

| No | Horse | Plc | Mar | 800 Posi | 400 Posi | Time | 3rd Qtr | 4th Qt |
|----|----------------|-----|-------|-----------|-----------|---------|---------|--------|
| 1 | MAJOR ART | 1 | 0.0m | 0.0m (0) | 0.0m (0) | 2:34.00 | 27.50s | 29.20s |
| 7 | BLACK ONYX | 2 | 4.0m | 5.3m (0) | 6.8m (0) | 2:34.31 | 27.62s | 29.03s |
| 8 | JILLIBY FABIO | 3 | 8.6m | 9.7m (2) | 6.5m (2) | 2:34.66 | 27.30s | 29.40s |
| 2 | SMOKESCREEN | 4 | 9.3m | 10.2m (0) | 13.6m (0) | 2:34.71 | 27.76s | 28.95s |
| 6 | MISTER MANAGER | 5 | 11.4m | 14.1m (2) | 11.1m (2) | 2:34.87 | 27.32s | 29.29s |
| 4 | MAJOR ICON | 6 | 11.4m | 1.2m (1) | 6.3m (1) | 2:34.87 | 27.86s | 29.63s |
| 9 | FIRE FOX | 7 | 13.0m | 10.0m (1) | 14.8m (1) | 2:35.00 | 27.86s | 29.16s |
| 10 | ADMIRABLE | 8 | 13.5m | 14.6m (0) | 17.9m (0) | 2:35.03 | 27.76s | 28.97s |
| 3 | LIGHT ME UP | 9 | 15.5m | 5.3m (1) | 10.2m (1) | 2:35.19 | 27.86s | 29.67s |
| 11 | FOXY DADA | 10 | 19.8m | 19.3m (0) | 19.3m (1) | 2:35.52 | 27.54s | 29.36s |

Finish Position and metres gained

First Arrow shows distance gain/loss from 2nd Qtr to 3rd Qtr,
Second Arrow shows distance gain/loss from 3rd Qtr to Finish
Blue arrow indicates best gain in these quarters.



800

Visual positions in race at 2nd Quarter



400

Visual positions in race at 3rd Quarter



Penrith Race 6 Distance 2125m

Thursday, 9 April 2026


Gross Time: 2:36.40 MileRate: 1:58.40 LeadTime: 37.70s First Qtr: 30.40s Second Qtr: 29.70s Third Qtr: 29.20s Fourth Qtr: 29.40s

DATA TABLE: 800 / 400 Posi's are position from leader and (how wide the horse was at that position)

| No | Horse | Plc | Mar | 800 Posi | 400 Posi | Time | 3rd Qtr | 4th Qt |
|----|--------------------|-----|-------|-----------|-----------|---------|---------|--------|
| 3 | TIGERLICIOUS | 1 | 0.0m | 0.0m (0) | 0.0m (0) | 2:36.40 | 29.20s | 29.40s |
| 4 | HOT CRUISE CONTROL | 2 | 8.1m | 4.4m (1) | 4.1m (0) | 2:37.02 | 29.18s | 29.72s |
| 7 | RAINBOW TITAN | 3 | 9.0m | 11.0m (0) | 7.1m (2) | 2:37.09 | 28.92s | 29.57s |
| 5 | CARIBBEAN RUNA | 4 | 12.5m | 17.1m (1) | 13.2m (1) | 2:37.36 | 28.92s | 29.40s |
| 8 | STELLINA | 5 | 13.1m | 14.9m (0) | 17.0m (1) | 2:37.41 | 29.36s | 29.17s |
| 2 | RIPSTONE SNORTER | 6 | 14.2m | 8.3m (1) | 2.8m (2) | 2:37.49 | 28.80s | 30.29s |
| 6 | AGIFTFROMTHEANGELS | 7 | 20.3m | 19.3m (0) | 21.4m (1) | 2:37.96 | 29.36s | 29.40s |
| 10 | GREY CADILLAC | 8 | 23.0m | 0.8m (1) | 4.4m (1) | 2:38.17 | 29.46s | 30.85s |
| 1 | DYNAMITES BEST | 9 | 26.3m | 6.6m (0) | 14.3m (0) | 2:38.43 | 29.76s | 30.39s |
| 9 | DESIDERIO | 10 | 26.7m | 12.7m (1) | 14.8m (2) | 2:38.46 | 29.36s | 30.38s |


Finish Position and metres gained

First Arrow shows distance gain/loss from 2nd Qtr to 3rd Qtr, Second Arrow shows distance gain/loss from 3rd Qtr to Finish
Blue arrow indicates best gain in these quarters.



800

Visual positions in race at 2nd Quarter



400

Visual positions in race at 3rd Quarter



Penrith Race 7 Distance 2125m

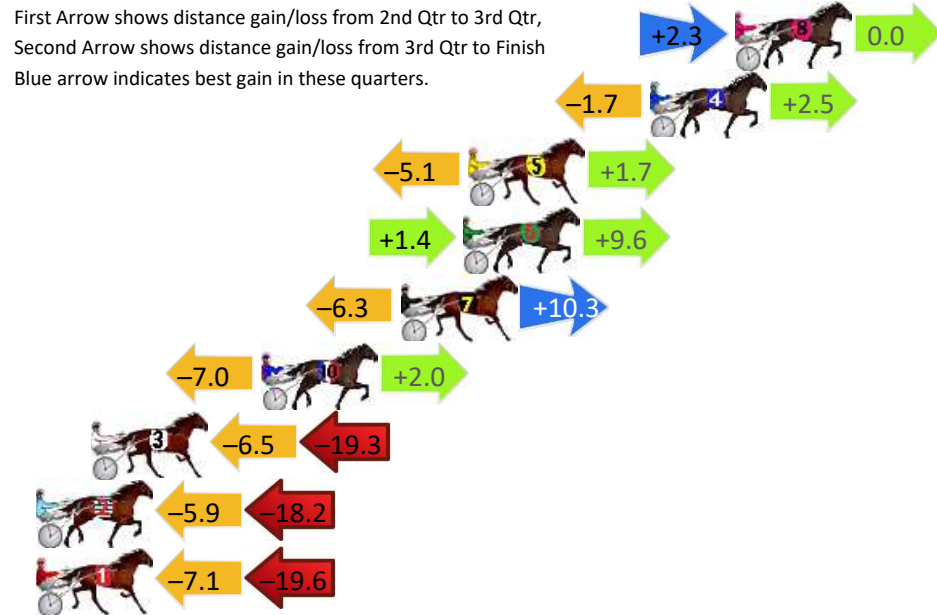
Thursday, 9 April 2026

Gross Time: 2:38.20 MileRate: 1:59.80 LeadTime: 36.50s First Qtr: 31.80s Second Qtr: 30.20s Third Qtr: 28.70s Fourth Qtr: 31.00s

DATA TABLE: 800 / 400 Posi's are position from leader and (how wide the horse was at that position)

| No | Horse | Plc | Mar | 800 Posi | 400 Posi | Time | 3rd Qtr | 4th Qt |
|----|-------------------|-----|-------|-----------|-----------|---------|---------|--------|
| 8 | MY ULTIMATE SASSY | 1 | 0.0m | 2.3m (1) | 0.0m (0) | 2:38.20 | 28.54s | 31.00s |
| 4 | JANELLE MAY | 2 | 3.4m | 4.2m (0) | 5.9m (1) | 2:38.48 | 28.84s | 30.84s |
| 5 | GO TESS GO | 3 | 10.7m | 7.3m (1) | 12.4m (1) | 2:39.07 | 29.10s | 30.95s |
| 6 | SHES A TRUE BLING | 4 | 10.9m | 21.9m (0) | 20.5m (2) | 2:39.08 | 28.66s | 30.36s |
| 7 | NEED FOUR SPEED | 5 | 13.4m | 17.4m (0) | 23.7m (0) | 2:39.29 | 29.22s | 30.33s |
| 10 | ROYAL VINCENT | 6 | 19.0m | 14.0m (1) | 21.0m (1) | 2:39.74 | 29.26s | 30.98s |
| 3 | VENOM HANOVER | 7 | 25.8m | 0.0m (0) | 6.5m (0) | 2:40.29 | 29.18s | 32.61s |
| 2 | HEAVEN FAST | 8 | 32.8m | 8.7m (0) | 14.6m (0) | 2:40.86 | 29.16s | 32.58s |
| 1 | AMERICAN BREEZE | 9 | 39.6m | 12.9m (0) | 20.0m (0) | 2:41.41 | 29.26s | 32.73s |

Finish Position and metres gained



800

Visual positions in race at 2nd Quarter



400

Visual positions in race at 3rd Quarter

Penrith Race 8 Distance 1720m

Thursday, 9 April 2026


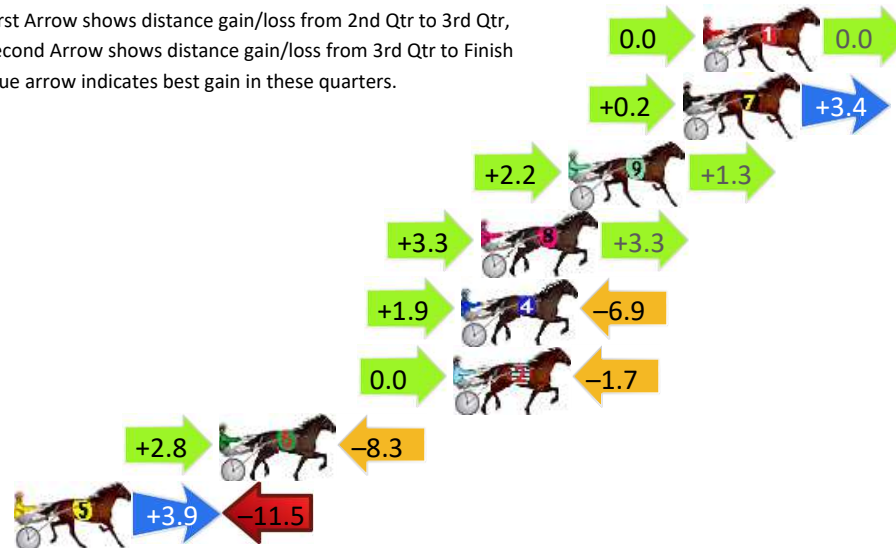
Gross Time: 2:06.60 MileRate: 1:58.40 LeadTime: 7.60s First Qtr: 30.90s Second Qtr: 30.10s Third Qtr: 29.00s Fourth Qtr: 29.00s

DATA TABLE: 800 / 400 Posi's are position from leader and (how wide the horse was at that position)

| NoHorse | Plc | Mar | 800 Posi | 400 Posi | Time | 3rd Qtr | 4th Qt |
|---------------------|-----|-------|-----------|-----------|---------|---------|--------|
| 1 CAPTAINS DELIGHT | 1 | 0.0m | 0.0m (0) | 0.0m (0) | 2:06.60 | 29.00s | 29.00s |
| 7 TARAS TEMPTATION | 2 | 0.8m | 4.4m (0) | 4.2m (0) | 2:06.66 | 28.98s | 28.76s |
| 9 TOLLSA KING | 3 | 5.4m | 8.9m (1) | 6.7m (1) | 2:07.01 | 28.84s | 28.93s |
| 8 CENT FOR PLEASURE | 4 | 8.9m | 15.5m (0) | 12.2m (0) | 2:07.28 | 28.76s | 28.80s |
| 4 CAPTAIN TIDS | 5 | 9.7m | 4.7m (1) | 2.8m (1) | 2:07.34 | 28.86s | 29.54s |
| 2 PLEASANT HEIGHTS | 6 | 10.0m | 8.3m (0) | 8.3m (0) | 2:07.36 | 29.00s | 29.16s |
| 6 BARDEN RIDGE | 7 | 19.4m | 13.9m (1) | 11.1m (1) | 2:08.08 | 28.80s | 29.68s |
| 5 MERRYWOOD LOU | 8 | 27.6m | 20.0m (0) | 16.1m (1) | 2:08.70 | 28.72s | 29.94s |

Finish Position and metres gained

First Arrow shows distance gain/loss from 2nd Qtr to 3rd Qtr, Second Arrow shows distance gain/loss from 3rd Qtr to Finish
Blue arrow indicates best gain in these quarters.



8
0
0

Visual positions in race at 2nd Quarter



4
0
0

Visual positions in race at 3rd Quarter

