

# Dubbo Race 1 Distance 1720m

Friday, 10 April 2026

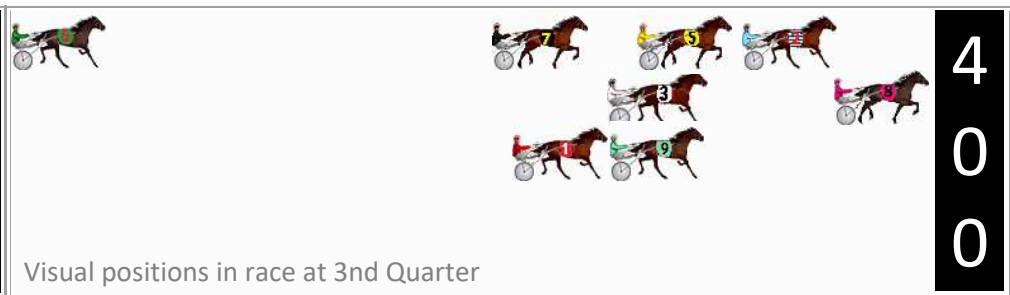
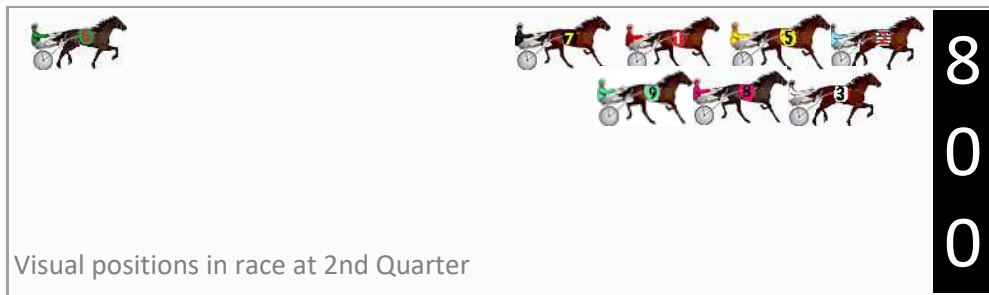

Gross Time: 2:04.00 MileRate: 1:56.00 LeadTime: 7.30s First Qtr: 28.80s Second Qtr: 29.80s Third Qtr: 29.30s Fourth Qtr: 28.80s

DATA TABLE: 800 / 400 Posi's are position from leader and (how wide the horse was at that position)

No	Horse	Plc	Mar	800 Posi	400 Posi	Time	3rd Qtr	4th Qt
8	BUTTER CUP	1	0.0m	5.5m (1)	0.0m (1)	2:04.00	28.90s	28.80s
5	TERRAGONG SWINGER	2	2.4m	4.0m (0)	7.9m (0)	2:04.18	29.58s	28.41s
2	REASON TO PARTY	3	10.5m	0.0m (0)	3.7m (0)	2:04.79	29.57s	29.32s
7	MY ULTIMATE LUCIUS	4	10.7m	12.6m (0)	13.7m (0)	2:04.81	29.37s	28.62s
1	MAGIC MATTEO	5	14.7m	8.2m (0)	12.9m (2)	2:05.11	29.63s	28.98s
9	BURRABADINE BULLET	6	17.0m	9.3m (1)	9.0m (2)	2:05.29	29.27s	29.44s
3	FESTINALENTE	7	49.7m	1.7m (1)	9.1m (1)	2:07.76	29.84s	31.90s
6	ZEUSS	8	126.7m	71.1m (0)	84.1m (0)	2:13.58	30.19s	32.31s

## Finish Position and metres gained

First Arrow shows distance gain/loss from 2nd Qtr to 3rd Qtr, Second Arrow shows distance gain/loss from 3rd Qtr to Finish  
Blue arrow indicates best gain in these quarters.



# Dubbo Race 2 Distance 1720m

Friday, 10 April 2026


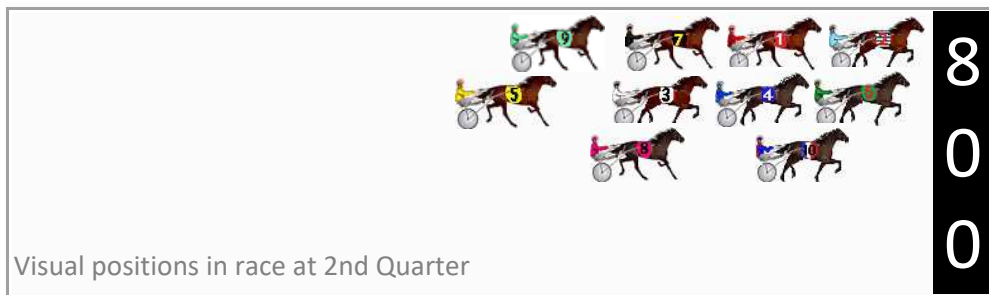

Gross Time: 2:05.50 MileRate: 1:57.40 LeadTime: 7.70s First Qtr: 29.70s Second Qtr: 29.60s Third Qtr: 29.50s Fourth Qtr: 29.00s

DATA TABLE: 800 / 400 Posi's are position from leader and (how wide the horse was at that position)

No	Horse	Plc	Mar	800 Posi	400 Posi	Time	3rd Qtr	4th Qt
2	TIGERNATOR	1	0.0m	0.0m (0)	0.0m (0)	2:05.50	29.50s	29.00s
6	GLENN FORD	2	6.4m	0.6m (1)	1.5m (1)	2:05.99	29.57s	29.38s
7	RONZEL SONNY	3	11.0m	8.2m (0)	8.3m (0)	2:06.34	29.50s	29.24s
1	CAPITALLEE	4	11.3m	4.1m (0)	4.4m (0)	2:06.36	29.52s	29.54s
4	PEAKSART	5	13.3m	4.6m (1)	5.9m (1)	2:06.51	29.59s	29.58s
3	SPRINGFIELD DESIRE	6	14.1m	8.7m (1)	11.4m (1)	2:06.57	29.69s	29.24s
5	MITTYS THREE ACES	7	17.6m	15.0m (1)	15.3m (1)	2:06.84	29.51s	29.23s
9	MAMMALS REASON	8	24.4m	12.8m (0)	13.5m (0)	2:07.36	29.54s	29.88s
8	SATELLITE SIMBA	9	29.4m	9.6m (2)	14.0m (2)	2:07.74	29.82s	30.22s
10	ZOLTON	10	66.8m	3.0m (2)	25.7m (1)	2:10.58	31.15s	32.21s

## Finish Position and metres gained

First Arrow shows distance gain/loss from 2nd Qtr to 3rd Qtr, Second Arrow shows distance gain/loss from 3rd Qtr to Finish  
Blue arrow indicates best gain in these quarters.



# Dubbo Race 3 Distance 2120m



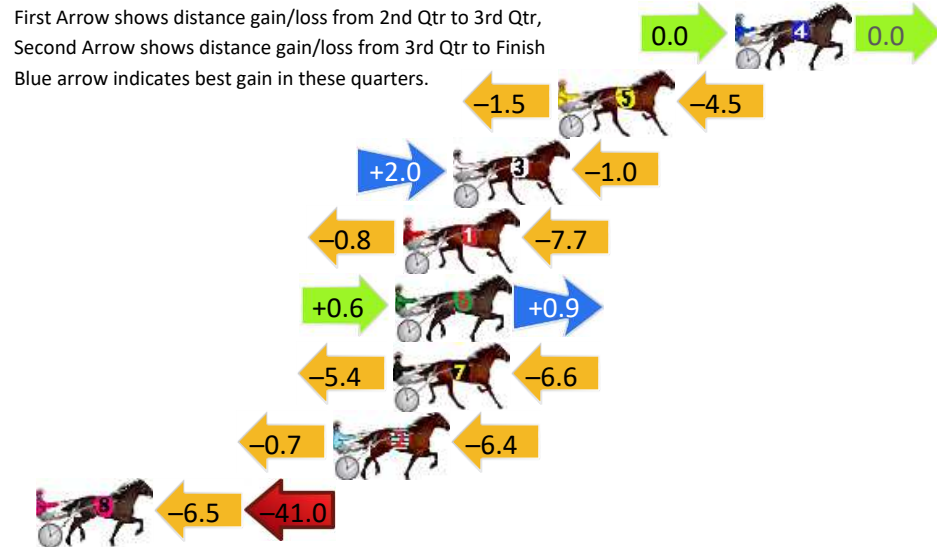
Friday, 10 April 2026

Gross Time: 2:38.00 MileRate: 2:00.00 LeadTime: 37.90s First Qtr: 31.90s Second Qtr: 30.30s Third Qtr: 28.70s Fourth Qtr: 29.20s

DATA TABLE: 800 / 400 Posi's are position from leader and (how wide the horse was at that position)

NoHorse	Plc	Mar	800 Posi	400 Posi	Time	3rd Qtr	4th Qt
4 SUNSET JAY JAY	1	0.0m	0.0m (0)	0.0m (0)	2:38.00	28.70s	29.20s
5 YESNOLETSGO	2	7.1m	1.1m (1)	2.6m (1)	2:38.54	28.81s	29.55s
3 SERGEANT PEE JAY	3	11.3m	12.3m (1)	10.3m (2)	2:38.87	28.56s	29.33s
1 CALM FRANCO	4	13.3m	4.8m (0)	5.6m (0)	2:39.02	28.76s	29.82s
6 TACTICAL ILLUSION	5	13.6m	15.1m (2)	14.5m (2)	2:39.04	28.66s	29.20s
7 SOHO BETTY DEE	6	13.7m	1.7m (2)	7.1m (1)	2:39.05	29.09s	29.74s
2 VINYGETSACHANCE	7	16.1m	9.0m (0)	9.7m (0)	2:39.23	28.76s	29.73s
8 SMOKING SHANNON	8	54.5m	7.0m (1)	13.5m (1)	2:42.17	29.17s	32.40s

## Finish Position and metres gained



# Dubbo Race 4 Distance 1720m

Friday, 10 April 2026

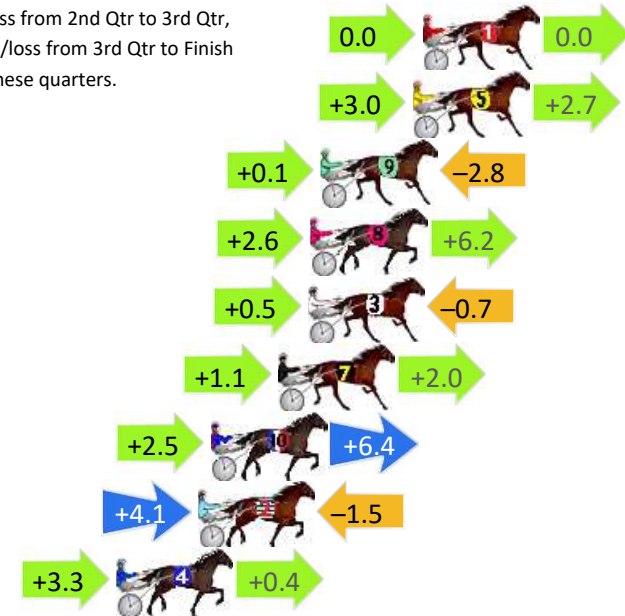
Gross Time: 2:05.40 MileRate: 1:57.40 LeadTime: 7.60s First Qtr: 29.80s Second Qtr: 29.80s Third Qtr: 29.10s Fourth Qtr: 29.10s

DATA TABLE: 800 / 400 Posi's are position from leader and (how wide the horse was at that position)

No	Horse	Plc	Mar	800 Posi	400 Posi	Time	3rd Qtr	4th Qt
1	DRIVE TO THE BEACH	1	0.0m	0.0m (0)	0.0m (0)	2:05.40	29.10s	29.10s
5	ALWAYS ADORNED	2	0.4m	6.1m (1)	3.1m (2)	2:05.43	28.88s	28.91s
9	SEVEN TEE TWO	3	4.1m	1.4m (1)	1.3m (1)	2:05.71	29.09s	29.32s
8	LOYOLA GOLF	4	4.5m	13.3m (0)	10.7m (1)	2:05.74	28.91s	28.67s
3	SHE MAYBE BETTOR	5	4.6m	4.4m (0)	3.9m (0)	2:05.75	29.06s	29.17s
7	FORESIGHT	6	5.8m	8.9m (0)	7.8m (0)	2:05.84	29.02s	28.98s
10	YA RACIN ARLO	7	8.5m	17.4m (0)	14.9m (0)	2:06.05	28.92s	28.67s
2	KARINYA HAZ	8	9.0m	11.6m (1)	7.5m (2)	2:06.09	28.80s	29.25s
4	KRISTA BELLITA	9	12.3m	16.0m (1)	12.7m (2)	2:06.34	28.86s	29.12s

## Finish Position and metres gained

First Arrow shows distance gain/loss from 2nd Qtr to 3rd Qtr, Second Arrow shows distance gain/loss from 3rd Qtr to Finish  
Blue arrow indicates best gain in these quarters.



800

Visual positions in race at 2nd Quarter



400

Visual positions in race at 3rd Quarter



# Dubbo Race 5 Distance 1720m

Friday, 10 April 2026


Gross Time: 2:09.30 MileRate: 2:01.00 LeadTime: 7.60s First Qtr: 28.90s Second Qtr: 32.30s Third Qtr: 29.80s Fourth Qtr: 30.70s

DATA TABLE: 800 / 400 Posi's are position from leader and (how wide the horse was at that position)

No	Horse	Plc	Mar	800 Posi	400 Posi	Time	3rd Qtr	4th Qt
9	STAY STRONG	1	0.0m	14.0m (0)	12.2m (0)	2:09.30	29.68s	29.78s
1	CHASIN YOU	2	1.4m	0.0m (0)	0.0m (0)	2:09.41	29.80s	30.81s
2	YA RACIN DASH	3	2.7m	4.3m (0)	4.0m (0)	2:09.52	29.78s	30.62s
6	THE HEATS ON LEXY	4	2.8m	0.5m (1)	0.9m (1)	2:09.52	29.83s	30.85s
8	THE POTATO EATERS	5	3.2m	5.9m (2)	2.1m (2)	2:09.56	29.52s	30.80s
10	DONTRATTLEHISCAG E	6	4.8m	10.8m (2)	6.9m (2)	2:09.69	29.52s	30.57s
7	ALICE RHAYNE BOW	7	5.9m	8.9m (0)	8.0m (0)	2:09.77	29.74s	30.57s
5	MARABELLE	8	7.7m	4.6m (1)	5.2m (1)	2:09.92	29.85s	30.93s
4	MONSTER MINT	9	12.3m	19.2m (0)	16.5m (0)	2:10.29	29.62s	30.45s
3	SAM THE MAN	10	17.1m	9.5m (1)	10.2m (1)	2:10.67	29.87s	31.30s

## Finish Position and metres gained

First Arrow shows distance gain/loss from 2nd Qtr to 3rd Qtr, Second Arrow shows distance gain/loss from 3rd Qtr to Finish. Blue arrow indicates best gain in these quarters.



800

Visual positions in race at 2nd Quarter



400

Visual positions in race at 3rd Quarter



# Dubbo Race 6 Distance 1720m

Friday, 10 April 2026

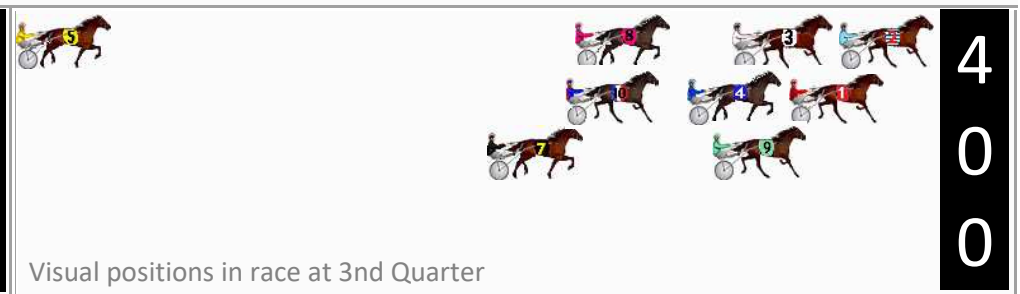

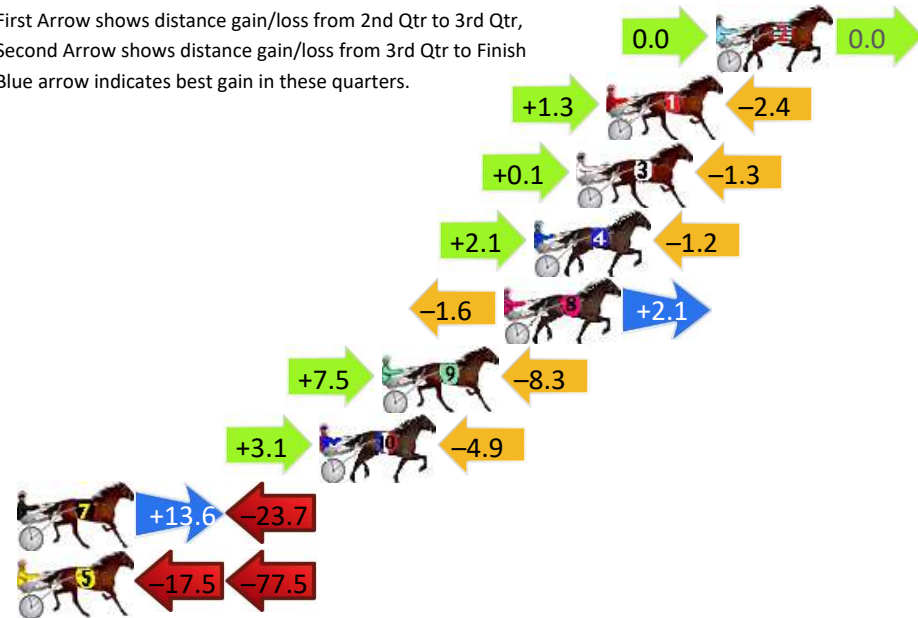
Gross Time: 2:10.20 MileRate: 2:01.80 LeadTime: 7.50s First Qtr: 29.70s Second Qtr: 33.50s Third Qtr: 31.40s Fourth Qtr: 28.10s

DATA TABLE: 800 / 400 Posi's are position from leader and (how wide the horse was at that position)

No	Horse	Plc	Mar	800 Posi	400 Posi	Time	3rd Qtr	4th Qt
2	OUTTA THE ORDINARY	1	0.0m	0.0m (0)	0.0m (0)	2:10.20	31.40s	28.10s
1	WICKEDLY SMOOTH	2	4.4m	3.3m (1)	2.0m (1)	2:10.52	31.29s	28.27s
3	JUSTAQUICKSCHOONER	3	5.6m	4.4m (0)	4.3m (0)	2:10.61	31.38s	28.19s
4	STARBASE	4	7.3m	8.2m (1)	6.1m (1)	2:10.74	31.21s	28.19s
8	CATTLE BARON	5	8.5m	9.0m (0)	10.6m (0)	2:10.83	31.48s	27.95s
9	MACHZINE MAHONEY	6	13.4m	12.6m (1)	5.1m (2)	2:11.19	30.80s	28.71s
10	SURPRISE ARRIVAL	7	15.9m	14.1m (0)	11.0m (1)	2:11.37	31.11s	28.46s
7	WALLABY WAY	8	37.8m	27.7m (0)	14.1m (2)	2:12.99	30.28s	29.85s
5	MAMMALS GEM	9	230.3m	135.3m (0)	152.8m (0)	2:27.21	32.14s	33.81s

## Finish Position and metres gained

First Arrow shows distance gain/loss from 2nd Qtr to 3rd Qtr, Second Arrow shows distance gain/loss from 3rd Qtr to Finish  
Blue arrow indicates best gain in these quarters.



# Dubbo Race 7 Distance 1720m

Friday, 10 April 2026

Gross Time: 2:05.50 MileRate: 1:57.40 LeadTime: 7.80s First Qtr: 29.20s Second Qtr: 29.00s Third Qtr: 29.00s Fourth Qtr: 30.50s

DATA TABLE: 800 / 400 Posi's are position from leader and (how wide the horse was at that position)

No	Horse	Plc	Mar	800 Posi	400 Posi	Time	3rd Qtr	4th Qt
10	LIMBO LENNY	1	0.0m	25.8m (1)	11.5m (2)	2:05.50	27.99s	29.65s
8	ENZED FLYER	2	5.6m	4.7m (0)	0.0m (1)	2:05.95	28.66s	30.95s
9	MAGIC TULHURST	3	10.4m	21.1m (1)	10.8m (1)	2:06.33	28.28s	30.53s
2	MILLIONDOLLAR KISS	4	22.3m	0.0m (0)	3.9m (0)	2:07.28	29.29s	31.99s
3	GOOD CHAT	5	22.7m	8.9m (1)	9.9m (0)	2:07.31	29.09s	31.58s
6	SURFIN AT MIDNIGHT	6	23.6m	31.6m (1)	30.4m (2)	2:07.38	28.97s	30.13s
7	SPEARHEAD	7	24.1m	29.4m (0)	26.8m (1)	2:07.42	28.86s	30.44s
4	MOHAWK PARK	8	25.9m	19.7m (0)	18.4m (1)	2:07.57	28.94s	31.21s
1	FAKE MINT	9	31.4m	25.3m (0)	23.9m (0)	2:08.01	28.95s	31.24s
5	SHEZ A WARRIOR	10	48.5m	41.9m (0)	42.1m (0)	2:09.37	29.09s	31.26s

## Finish Position and metres gained

First Arrow shows distance gain/loss from 2nd Qtr to 3rd Qtr, Second Arrow shows distance gain/loss from 3rd Qtr to Finish  
Blue arrow indicates best gain in these quarters.

