

Newcastle Race 1 Distance 1609m

Friday, 10 April 2026


Gross Time: 1:53.70 MileRate: 1:53.70 LeadTime: 0.00s First Qtr: 28.30s Second Qtr: 29.50s Third Qtr: 27.60s Fourth Qtr: 28.30s

DATA TABLE: 800 / 400 Posi's are position from leader and (how wide the horse was at that position)

No	Horse	Plc	Mar	800 Posi	400 Posi	Time	3rd Qtr	4th Qt
10	CHEDDAR VALLEY	1	0.0m	11.4m (1)	10.9m (2)	1:53.70	27.58s	27.54s
3	MAGNETIC STORM	2	0.2m	0.0m (0)	0.0m (0)	1:53.71	27.60s	28.31s
7	LIMOUSINE CHEEKY	3	3.5m	4.1m (0)	4.6m (0)	1:53.96	27.64s	28.24s
5	ROCKNROLL CLARRY	4	4.7m	15.5m (1)	15.0m (1)	1:54.05	27.58s	27.61s
6	ROCKIN BULL	5	6.2m	19.5m (1)	19.0m (1)	1:54.16	27.58s	27.44s
2	GRACE SHANNON	6	6.5m	7.3m (1)	7.5m (1)	1:54.18	27.62s	28.26s
8	FOX TROT	7	9.8m	17.5m (0)	17.9m (0)	1:54.43	27.64s	27.79s
9	SINBINNED	8	11.2m	13.4m (0)	13.8m (0)	1:54.53	27.64s	28.17s
4	ARTISTIC SCOTT	9	11.6m	2.6m (1)	2.3m (1)	1:54.56	27.58s	29.00s
1	POINT LOOKOUT	10	17.4m	8.8m (0)	9.2m (0)	1:54.99	27.64s	28.95s


Finish Position and metres gained

First Arrow shows distance gain/loss from 2nd Qtr to 3rd Qtr, Second Arrow shows distance gain/loss from 3rd Qtr to Finish
Blue arrow indicates best gain in these quarters.



800

Visual positions in race at 2nd Quarter



400

Visual positions in race at 3rd Quarter



Newcastle Race 2 Distance 1609m

Friday, 10 April 2026


Gross Time: 1:53.10 MileRate: 1:53.10 LeadTime: 0.00s First Qtr: 28.10s Second Qtr: 28.10s Third Qtr: 27.90s Fourth Qtr: 29.00s

DATA TABLE: 800 / 400 Posi's are position from leader and (how wide the horse was at that position)

No	Horse	Plc	Mar	800 Posi	400 Posi	Time	3rd Qtr	4th Qt
10	MISTER QUIRK	1	0.0m	14.7m (1)	5.7m (2)	1:53.10	27.28s	28.60s
4	MAJOR MICKEY	2	0.5m	6.9m (0)	4.5m (0)	1:53.14	27.74s	28.72s
3	SPIRIT KING	3	7.4m	10.1m (1)	5.1m (1)	1:53.66	27.56s	29.20s
8	BETTORLIGHTEM UP	4	7.6m	18.8m (1)	9.6m (2)	1:53.68	27.28s	28.90s
2	ONEHANDONEBOUNCE	5	10.6m	11.0m (0)	9.1m (0)	1:53.91	27.78s	29.17s
6	CAPTAIN BART	6	13.1m	0.0m (0)	0.0m (0)	1:54.10	27.90s	30.00s
9	SPUNKYS GOTSECRETS	7	14.4m	20.2m (0)	13.6m (0)	1:54.20	27.46s	29.14s
7	KING HIT	8	14.9m	23.4m (1)	14.1m (2)	1:54.23	27.28s	29.13s
5	SWEET ROCKY	9	15.1m	0.9m (1)	1.1m (1)	1:54.25	27.92s	30.07s
1	CHEVRON FLIES	10	17.3m	16.2m (0)	11.9m (1)	1:54.42	27.62s	29.48s

Finish Position and metres gained

First Arrow shows distance gain/loss from 2nd Qtr to 3rd Qtr, Second Arrow shows distance gain/loss from 3rd Qtr to Finish
Blue arrow indicates best gain in these quarters.



800

Visual positions in race at 2nd Quarter



400

Visual positions in race at 3rd Quarter



Newcastle Race 3 Distance 1609m

Friday, 10 April 2026

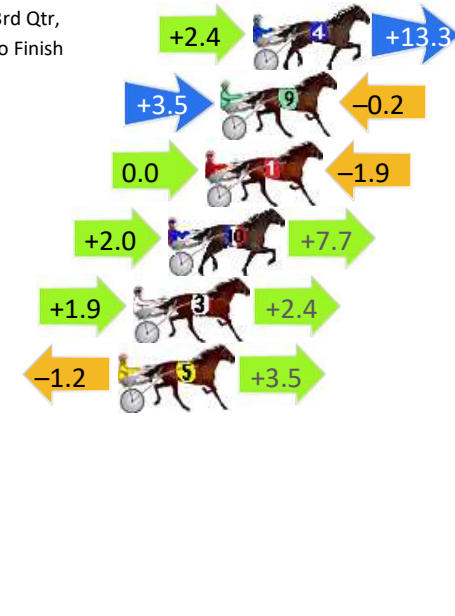
Gross Time: 1:53.00 MileRate: 1:53.00 LeadTime: 0.00s First Qtr: 26.80s Second Qtr: 28.20s Third Qtr: 28.70s Fourth Qtr: 29.30s

DATA TABLE: 800 / 400 Posi's are position from leader and (how wide the horse was at that position)

No	Horse	Plc	Mar	800 Posi	400 Posi	Time	3rd Qtr	4th Qt
4	ONE FOR THE RODI	1	0.0m	15.7m (1)	13.3m (1)	1:53.00	28.56s	28.34s
9	WALTER WARLOCK	2	1.3m	4.6m (0)	1.1m (1)	1:53.10	28.46s	29.32s
1	LOVE LOU	3	1.9m	0.0m (0)	0.0m (0)	1:53.15	28.70s	29.45s
10	CAPTAIN GROOVE	4	3.4m	13.1m (0)	11.1m (0)	1:53.26	28.58s	28.76s
3	ASHLEYS BLUE CHIP	5	4.8m	9.1m (0)	7.2m (0)	1:53.37	28.58s	29.15s
5	MAJOR REASON	6	5.4m	7.7m (1)	8.9m (1)	1:53.41	28.80s	29.07s
7	RICK REILLY	7	55.1m	21.4m (1)	22.2m (1)	1:57.23	28.80s	31.93s
2	CONSTANTINA	8	63.1m	3.7m (1)	17.8m (1)	1:57.85	29.72s	32.87s
6	ILLAWONG DANNY	9	277.1m	11.7m (1)	183.7m (1)	2:14.29	41.12s	37.35s

Finish Position and metres gained

First Arrow shows distance gain/loss from 2nd Qtr to 3rd Qtr, Second Arrow shows distance gain/loss from 3rd Qtr to Finish
Blue arrow indicates best gain in these quarters.



800

Visual positions in race at 2nd Quarter



400

Visual positions in race at 3rd Quarter



Newcastle Race 4 Distance 1609m

Friday, 10 April 2026

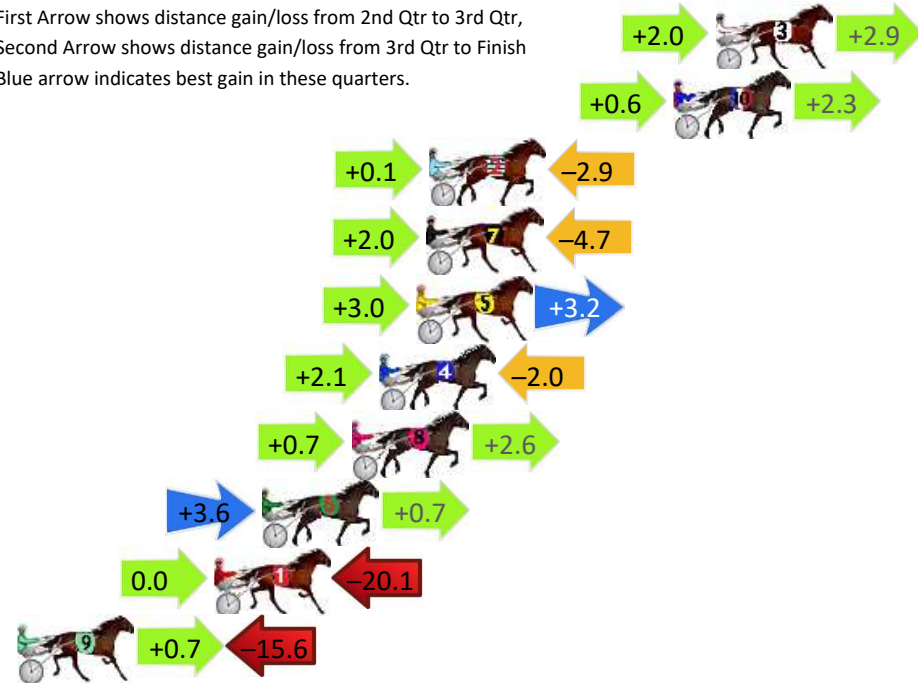
Gross Time: 1:52.50 MileRate: 1:52.50 LeadTime: 0.00s First Qtr: 26.80s Second Qtr: 29.50s Third Qtr: 27.90s Fourth Qtr: 28.30s

DATA TABLE: 800 / 400 Posi's are position from leader and (how wide the horse was at that position)

No	Horse	Plc	Mar	800 Posi	400 Posi	Time	3rd Qtr	4th Qt
3	LOCHINVAR JAG	1	0.0m	4.9m (1)	2.9m (1)	1:52.50	27.76s	28.10s
10	PRINCESS MICKAYLA	2	1.7m	4.6m (0)	4.0m (0)	1:52.63	27.86s	28.15s
2	PET KITTY	3	11.5m	8.7m (0)	8.6m (0)	1:53.36	27.90s	28.56s
7	MISTER CHEESE	4	11.6m	8.9m (1)	6.9m (1)	1:53.36	27.76s	28.68s
5	THE CREEK	5	12.0m	18.2m (1)	15.2m (1)	1:53.39	27.70s	28.13s
4	ERROL FIN	6	13.5m	13.6m (1)	11.5m (1)	1:53.50	27.76s	28.50s
8	RADIANT AMBER	7	14.6m	17.9m (0)	17.2m (0)	1:53.59	27.86s	28.19s
6	AWHOLELOTOPRET TY	8	18.2m	22.5m (0)	18.9m (1)	1:53.85	27.66s	28.33s
1	LITTLE DEMON	9	20.1m	0.0m (0)	0.0m (0)	1:53.99	27.90s	29.79s
9	FAZE OF GLORY	10	28.2m	13.3m (0)	12.6m (0)	1:54.60	27.86s	29.52s


Finish Position and metres gained

First Arrow shows distance gain/loss from 2nd Qtr to 3rd Qtr,
Second Arrow shows distance gain/loss from 3rd Qtr to Finish
Blue arrow indicates best gain in these quarters.



800

Visual positions in race at 2nd Quarter



400

Visual positions in race at 3rd Quarter



Newcastle Race 5 Distance 1609m

Friday, 10 April 2026

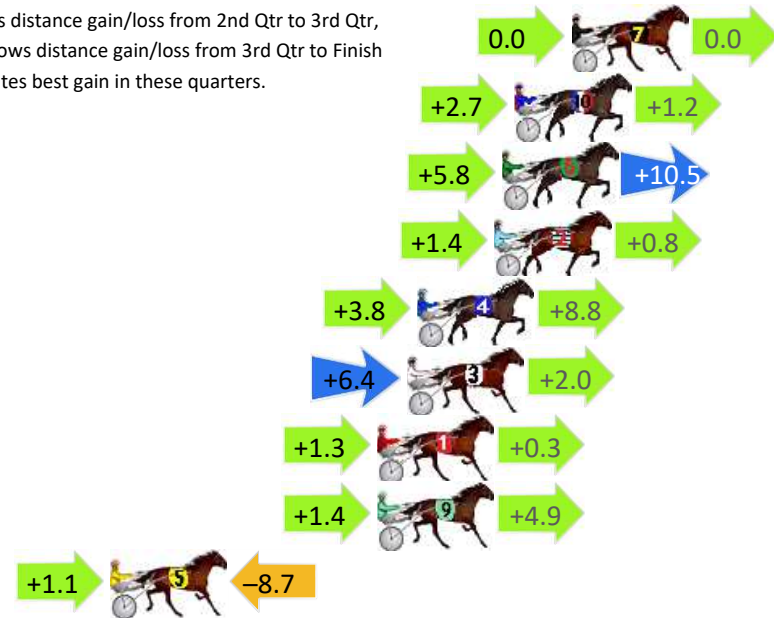
Gross Time: 1:52.90 MileRate: 1:52.90 LeadTime: 0.00s First Qtr: 27.70s Second Qtr: 29.30s Third Qtr: 27.40s Fourth Qtr: 28.50s

DATA TABLE: 800 / 400 Posi's are position from leader and (how wide the horse was at that position)

No	Horse	Plc	Mar	800 Posi	400 Posi	Time	3rd Qtr	4th Qt
7	METALLICA MAN	1	0.0m	0.0m (0)	0.0m (0)	1:52.90	27.40s	28.50s
10	LACEYS LAD	2	2.3m	6.2m (1)	3.5m (1)	1:53.07	27.22s	28.43s
6	GROSSO NASO	3	2.8m	19.1m (1)	13.3m (2)	1:53.11	27.02s	27.79s
2	WHATABOYJACK	4	3.1m	5.3m (0)	3.9m (0)	1:53.13	27.31s	28.46s
4	ROCKTAGONAL	5	6.2m	18.8m (0)	15.0m (1)	1:53.36	27.16s	27.92s
3	OUR UNCLE JIM	6	6.6m	15.0m (1)	8.6m (2)	1:53.39	26.98s	28.39s
1	NOTHINGBUTWAVES	7	7.8m	9.4m (0)	8.1m (0)	1:53.48	27.32s	28.52s
9	NO NOTTHEBUTTONS	8	7.8m	14.1m (0)	12.7m (0)	1:53.48	27.32s	28.20s
5	HEZA DOOZIE	9	18.5m	10.9m (1)	9.8m (1)	1:54.28	27.34s	29.20s

Finish Position and metres gained

First Arrow shows distance gain/loss from 2nd Qtr to 3rd Qtr, Second Arrow shows distance gain/loss from 3rd Qtr to Finish Blue arrow indicates best gain in these quarters.



800

Visual positions in race at 2nd Quarter



400

Visual positions in race at 3rd Quarter



Newcastle Race 6 Distance 2030m

Friday, 10 April 2026


Gross Time: 2:24.20 MileRate: 1:54.30 LeadTime: 28.20s First Qtr: 28.90s Second Qtr: 29.00s Third Qtr: 28.40s Fourth Qtr: 29.70s

DATA TABLE: 800 / 400 Posi's are position from leader and (how wide the horse was at that position)

NoHorse	Plc	Mar	800 Posi	400 Posi	Time	3rd Qtr	4th Qt
7 OHWHATIWOULDGI VE	1	0.0m	9.4m (1)	6.7m (2)	2:24.20	28.22s	29.22s
6 QUICKSHIFT GIRL	2	1.2m	5.4m (1)	0.0m (1)	2:24.29	28.02s	29.79s
9 PARIS PRINCESS	3	11.1m	8.5m (0)	9.4m (1)	2:25.06	28.48s	29.88s
8 HES MY REASON	4	12.9m	13.9m (1)	2.2m (2)	2:25.20	27.58s	30.54s
3 AVENGER	5	19.4m	4.5m (0)	5.0m (1)	2:25.71	28.44s	30.85s
2 JILLIBY AMIGO	6	20.7m	1.4m (1)	1.7m (0)	2:25.81	28.42s	31.19s
10 AMILLION PROMISES	7	22.6m	13.6m (0)	14.4m (1)	2:25.96	28.48s	30.42s
5 THOMAS ROYAL	8	23.0m	19.0m (1)	13.3m (2)	2:25.99	28.02s	30.53s
1 WAR WESTERN	9	56.2m	0.0m (0)	16.6m (0)	2:28.57	29.60s	32.87s

Finish Position and metres gained

First Arrow shows distance gain/loss from 2nd Qtr to 3rd Qtr, Second Arrow shows distance gain/loss from 3rd Qtr to Finish Blue arrow indicates best gain in these quarters.



800

Visual positions in race at 2nd Quarter



400

Visual positions in race at 3rd Quarter



Newcastle Race 7 Distance 1609m

Friday, 10 April 2026


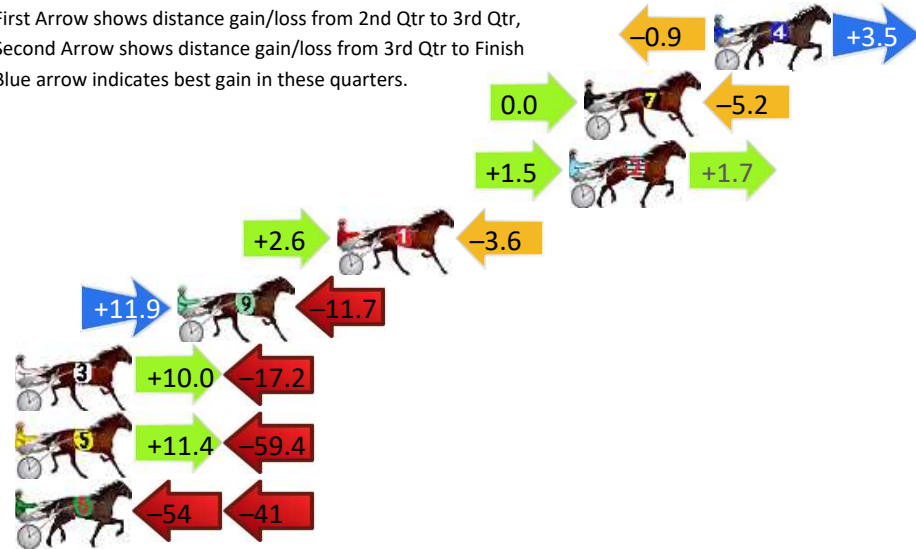
Gross Time: 1:55.60 MileRate: 1:55.60 LeadTime: 0.00s First Qtr: 28.70s Second Qtr: 31.10s Third Qtr: 28.50s Fourth Qtr: 27.30s

DATA TABLE: 800 / 400 Posi's are position from leader and (how wide the horse was at that position)


No	Horse	Plc	Mar	800 Posi	400 Posi	Time	3rd Qtr	4th Qt
4	RUBY ROMAR	1	0.0m	2.6m (1)	3.5m (1)	1:55.60	28.56s	27.06s
7	THREETWONINE	2	5.2m	0.0m (0)	0.0m (0)	1:55.97	28.50s	27.67s
2	LINE OF COURAGE	3	5.8m	9.0m (0)	7.5m (0)	1:56.02	28.38s	27.20s
1	SIERRA MIST	4	15.1m	14.1m (0)	11.5m (0)	1:56.69	28.30s	27.59s
9	KIKI MEISTER	5	21.5m	21.7m (1)	9.8m (2)	1:57.15	27.64s	28.17s
3	NEVER KNOW SPARKY	6	35.7m	28.5m (1)	18.5m (1)	1:58.17	27.76s	28.59s
5	BELIEVE IN CARMER	7	65.2m	17.2m (1)	5.8m (2)	2:00.29	27.68s	31.59s
6	ULTIMATE DILEMMA	8	118.4m	24.9m (0)	78.4m (1)	2:04.11	32.18s	30.37s

Finish Position and metres gained

First Arrow shows distance gain/loss from 2nd Qtr to 3rd Qtr, Second Arrow shows distance gain/loss from 3rd Qtr to Finish
Blue arrow indicates best gain in these quarters.



Visual positions in race at 2nd Quarter



Visual positions in race at 3rd Quarter

Newcastle Race 8 Distance 2030m

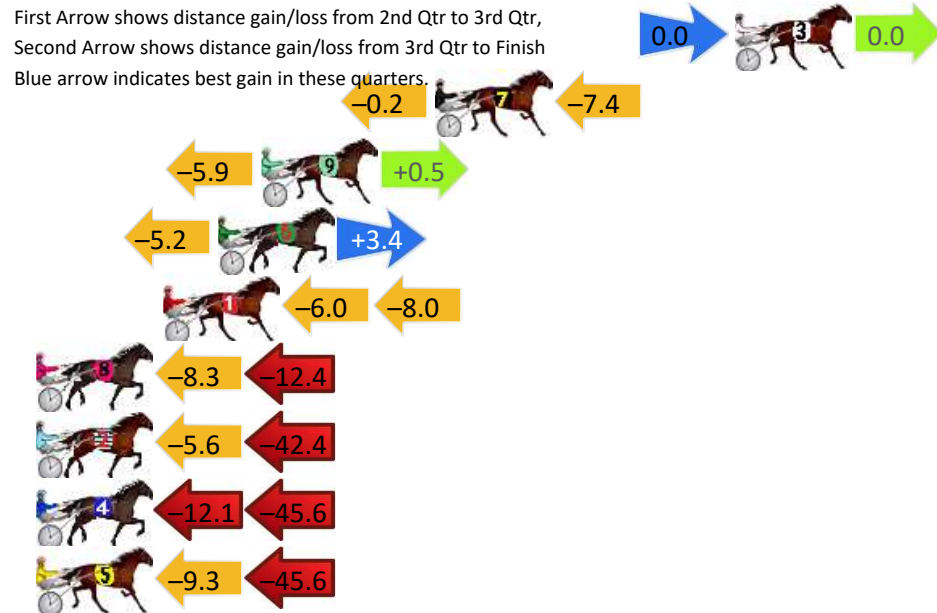
Friday, 10 April 2026

Gross Time: 2:25.90 MileRate: 1:55.70 LeadTime: 30.50s First Qtr: 30.70s Second Qtr: 28.50s Third Qtr: 27.30s Fourth Qtr: 28.90s

DATA TABLE: 800 / 400 Posi's are position from leader and (how wide the horse was at that position)


NoHorse	Plc	Mar	800 Posi	400 Posi	Time	3rd Qtr	4th Qt
3 SKY CITY	1	0.0m	0.0m (0)	0.0m (0)	2:25.90	27.30s	28.90s
7 ALWAYS PROMISE ME	2	12.0m	4.4m (1)	4.6m (1)	2:26.81	27.32s	29.49s
9 THRIPENNY	3	19.0m	13.6m (0)	19.5m (0)	2:27.34	27.74s	28.98s
6 PENURIOUS	4	20.7m	18.9m (0)	24.1m (0)	2:27.47	27.70s	28.79s
1 ROSES ARE BEST	5	22.9m	8.9m (0)	14.9m (0)	2:27.64	27.74s	29.60s
8 HEEZ REASONABLE	6	39.9m	19.2m (1)	27.5m (1)	2:28.93	27.92s	30.01s
2 DE LA RENTA	7	52.1m	4.1m (0)	9.7m (0)	2:29.85	27.70s	32.17s
4 OPEN THE GATES	8	66.8m	9.1m (1)	21.2m (1)	2:30.97	28.16s	32.49s
5 LORD JAYDO	9	67.9m	13.0m (1)	22.3m (2)	2:31.05	27.98s	32.49s

Finish Position and metres gained



800

Visual positions in race at 2nd Quarter



400

Visual positions in race at 3rd Quarter

Newcastle Race 9 Distance 2030m

Friday, 10 April 2026


Gross Time: 2:28.00 MileRate: 1:57.30 LeadTime: 31.00s First Qtr: 31.30s Second Qtr: 28.60s Third Qtr: 28.20s Fourth Qtr: 28.90s

DATA TABLE: 800 / 400 Posi's are position from leader and (how wide the horse was at that position)

No	Horse	Plc	Mar	800 Posi	400 Posi	Time	3rd Qtr	4th Qt
2	DEECEE ROCKIN	1	0.0m	6.0m (1)	6.2m (2)	2:28.00	28.22s	28.46s
9	NEXT TO ME	2	0.2m	4.0m (0)	4.5m (0)	2:28.02	28.24s	28.60s
1	BODYLINE	3	8.6m	0.0m (0)	0.0m (0)	2:28.65	28.20s	29.55s
5	ROCKNROLL TONY	4	9.3m	13.1m (0)	13.5m (0)	2:28.71	28.24s	28.65s
7	BRING YOUR BEST	5	9.9m	14.0m (1)	14.7m (1)	2:28.75	28.26s	28.61s
4	SWEETLY SPOKEN	6	10.7m	2.0m (1)	2.8m (1)	2:28.81	28.26s	29.51s
8	NIFTY STUDLEIGH	7	11.8m	18.0m (1)	18.6m (1)	2:28.89	28.26s	28.47s
3	SAINT KARAMARA	8	13.8m	10.0m (1)	10.7m (1)	2:29.05	28.26s	29.19s
6	SMOLENSKI	9	16.9m	17.1m (0)	17.5m (0)	2:29.28	28.24s	28.94s
10	ULTRA BLISS	10	20.4m	8.6m (0)	9.6m (0)	2:29.55	28.28s	29.77s

Finish Position and metres gained

First Arrow shows distance gain/loss from 2nd Qtr to 3rd Qtr, Second Arrow shows distance gain/loss from 3rd Qtr to Finish
Blue arrow indicates best gain in these quarters.



800

Visual positions in race at 2nd Quarter



400

Visual positions in race at 3rd Quarter