

# Young Race 1 Distance 2100m

Friday, 10 April 2026


Gross Time: 2:37.60 MileRate: 2:00.70 LeadTime: 36.50s First Qtr: 31.60s Second Qtr: 31.50s Third Qtr: 29.40s Fourth Qtr: 28.60s

DATA TABLE: 800 / 400 Posi's are position from leader and (how wide the horse was at that position)

NoHorse	Plc	Mar	800 Posi	400 Posi	Time	3rd Qtr	4th Qt
2 ROCKET ME	1	0.0m	4.4m (0)	5.0m (0)	2:37.60	29.44s	28.24s
9 GEM N EM	2	0.8m	0.0m (0)	0.0m (0)	2:37.66	29.40s	28.66s
8 FLUTTERING ANGEL	3	10.9m	2.0m (1)	2.4m (1)	2:38.42	29.43s	29.24s
6 MUSCLE TOWN	4	13.5m	15.9m (1)	14.9m (1)	2:38.61	29.31s	28.54s
7 SHES GOT A REASON	5	15.8m	11.6m (1)	11.5m (2)	2:38.79	29.38s	28.96s
1 ONE STUNIN MELODY	6	20.8m	13.1m (0)	15.5m (0)	2:39.16	29.56s	29.04s
3 IDEAL TAO	7	26.1m	8.5m (0)	11.1m (0)	2:39.56	29.58s	29.76s
4 BELLE OF BELMONT	8	33.2m	20.0m (1)	21.3m (1)	2:40.09	29.47s	29.56s
5 LUNAR WITCH	9	76.2m	7.5m (1)	7.4m (1)	2:43.32	29.39s	33.79s

## Finish Position and metres gained

First Arrow shows distance gain/loss from 2nd Qtr to 3rd Qtr, Second Arrow shows distance gain/loss from 3rd Qtr to Finish  
Blue arrow indicates best gain in these quarters.



800

Visual positions in race at 2nd Quarter



400

Visual positions in race at 3rd Quarter



# Young Race 2 Distance 1720m

Friday, 10 April 2026


Gross Time: 2:05.10 MileRate: 1:57.10 LeadTime: 6.90s First Qtr: 27.50s Second Qtr: 32.70s Third Qtr: 29.10s Fourth Qtr: 28.90s

DATA TABLE: 800 / 400 Posi's are position from leader and (how wide the horse was at that position)

No	Horse	Plc	Mar	800 Posi	400 Posi	Time	3rd Qtr	4th Qt
3	IM EL ARQUERO	1	0.0m	0.0m (0)	0.0m (0)	2:05.10	29.10s	28.90s
8	POCKET DIAL	2	4.6m	6.4m (1)	6.0m (1)	2:05.45	29.07s	28.81s
1	NUGGETGOTAREASON	3	6.6m	4.2m (0)	4.2m (0)	2:05.60	29.10s	29.10s
6	OH ITS ON	4	13.1m	8.6m (0)	9.2m (0)	2:06.09	29.14s	29.23s
4	NOOGALEEK OFFKILTA	5	13.2m	10.8m (1)	10.5m (1)	2:06.10	29.07s	29.15s
9	TULHURST IRIS	6	16.1m	20.2m (1)	14.6m (1)	2:06.32	28.69s	29.07s
10	BE BETTER	7	21.5m	16.1m (1)	11.2m (2)	2:06.73	28.74s	29.72s
7	CUSTOMBUILT	8	25.6m	17.4m (0)	20.5m (1)	2:07.04	29.31s	29.37s
5	MY MATE BUDDY	9	44.8m	21.6m (0)	30.5m (0)	2:08.50	29.74s	30.10s
2	VALENTINE GIRL	10	48.5m	13.0m (0)	21.4m (0)	2:08.78	29.70s	31.04s

## Finish Position and metres gained

First Arrow shows distance gain/loss from 2nd Qtr to 3rd Qtr, Second Arrow shows distance gain/loss from 3rd Qtr to Finish  
Blue arrow indicates best gain in these quarters.



800

Visual positions in race at 2nd Quarter



400

Visual positions in race at 3rd Quarter



# Young Race 3 Distance 1720m

Friday, 10 April 2026

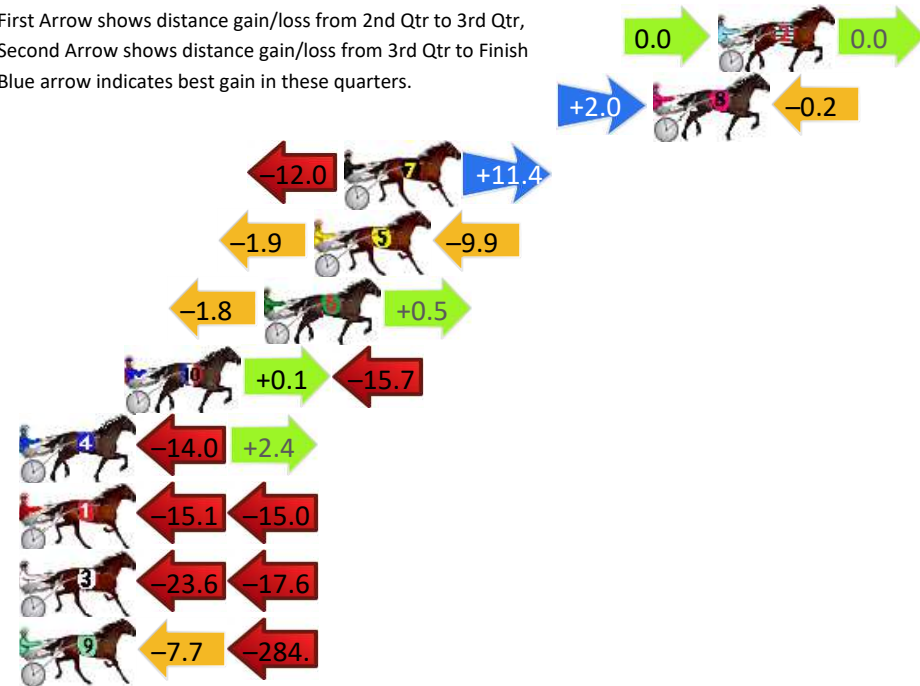
Gross Time: 2:06.50 MileRate: 1:58.40 LeadTime: 7.10s First Qtr: 28.90s Second Qtr: 31.50s Third Qtr: 29.60s Fourth Qtr: 29.40s

DATA TABLE: 800 / 400 Posi's are position from leader and (how wide the horse was at that position)

No	Horse	Plc	Mar	800 Posi	400 Posi	Time	3rd Qtr	4th Qt
2	HAPPY TULHURST	1	0.0m	0.0m (0)	0.0m (0)	2:06.50	29.60s	29.40s
8	SINFUL KISS	2	2.6m	4.4m (1)	2.4m (1)	2:06.70	29.45s	29.43s
7	BABY EL AY	3	15.0m	14.4m (0)	26.4m (1)	2:07.66	30.47s	28.62s
5	TENACITY RED	4	16.2m	4.4m (0)	6.3m (0)	2:07.75	29.74s	30.19s
6	THE KID BILLY	5	18.2m	16.9m (1)	18.7m (1)	2:07.90	29.73s	29.43s
10	TOMMY TERROR	6	23.8m	8.2m (1)	8.1m (1)	2:08.33	29.59s	30.64s
4	TINNYMEDAD	7	30.6m	19.0m (0)	33.0m (0)	2:08.86	30.62s	29.34s
1	PORT OF MIAMI	8	39.6m	9.5m (0)	24.6m (0)	2:09.55	30.70s	30.65s
3	PETES LITTLE MOLLY	9	53.8m	12.6m (1)	36.2m (1)	2:10.65	31.33s	30.89s
9	YOUNG CHRISTIANO	10	314.6m	22.1m (1)	29.8m (2)	2:30.75	30.16s	51.46s

## Finish Position and metres gained

First Arrow shows distance gain/loss from 2nd Qtr to 3rd Qtr, Second Arrow shows distance gain/loss from 3rd Qtr to Finish  
Blue arrow indicates best gain in these quarters.



800

Visual positions in race at 2nd Quarter



400

Visual positions in race at 3rd Quarter



# Young Race 4 Distance 2100m

Friday, 10 April 2026


Gross Time: 2:38.90 MileRate: 2:01.80 LeadTime: 35.30s First Qtr: 31.50s Second Qtr: 31.70s Third Qtr: 29.30s Fourth Qtr: 31.10s

DATA TABLE: 800 / 400 Posi's are position from leader and (how wide the horse was at that position)

No	Horse	Plc	Mar	800 Posi	400 Posi	Time	3rd Qtr	4th Qt
4	TULHURST PEBBLES	1	0.0m	0.0m (0)	0.0m (0)	2:38.90	29.30s	31.10s
3	BARKWAY THOMAS	2	0.4m	9.9m (1)	7.3m (2)	2:38.93	29.12s	30.58s
7	LAST FLITE	3	0.5m	12.1m (0)	11.7m (1)	2:38.94	29.29s	30.27s
10	HAZZA IS WATCHING	4	1.2m	15.9m (0)	14.5m (2)	2:39.00	29.23s	30.11s
8	ROCKIN SWEET	5	2.4m	14.1m (1)	1.2m (2)	2:39.10	28.36s	31.21s
2	I LIKA STYLE	6	3.3m	4.1m (0)	4.3m (0)	2:39.17	29.32s	31.05s
1	ALICE ON THE BEACH	7	6.9m	8.2m (0)	8.8m (0)	2:39.46	29.36s	31.00s
9	GABBYS SPORTSTAR	8	7.6m	17.9m (1)	9.6m (3)	2:39.52	28.72s	31.00s
6	ROCK QUEEN	9	8.2m	20.6m (0)	16.0m (0)	2:39.57	29.00s	30.57s
5	BETTERTHANTHEBOYZ	10	23.1m	6.1m (1)	5.0m (1)	2:40.78	29.23s	32.60s

## Finish Position and metres gained

First Arrow shows distance gain/loss from 2nd Qtr to 3rd Qtr, Second Arrow shows distance gain/loss from 3rd Qtr to Finish Blue arrow indicates best gain in these quarters.



Visual positions in race at 2nd Quarter



Visual positions in race at 3rd Quarter



# Young Race 5 Distance 1720m

Friday, 10 April 2026


Gross Time: 2:07.50 MileRate: 1:59.30 LeadTime: 6.90s First Qtr: 28.80s Second Qtr: 33.20s Third Qtr: 30.00s Fourth Qtr: 28.60s

DATA TABLE: 800 / 400 Posi's are position from leader and (how wide the horse was at that position)

No	Horse	Plc	Mar	800 Posi	400 Posi	Time	3rd Qtr	4th Qt
10	VIOLET JAY	1	0.0m	5.7m (1)	2.9m (1)	2:07.50	29.79s	28.39s
3	PIRANI PRINCESS	2	2.6m	1.7m (1)	0.0m (0)	2:07.70	29.88s	28.80s
8	MAGGIE MOTH	3	3.6m	9.4m (1)	7.6m (1)	2:07.77	29.85s	28.32s
6	LESSISMORE	4	10.6m	17.8m (1)	3.4m (2)	2:08.30	28.92s	29.15s
7	KADAR	5	12.6m	4.3m (0)	9.1m (0)	2:08.45	30.34s	28.89s
9	CORZAN DRAMA	6	15.7m	8.6m (0)	13.7m (0)	2:08.68	30.36s	28.78s
4	CEEJAY HAICH	7	30.8m	13.7m (1)	12.0m (1)	2:09.81	29.85s	30.04s
5	INGERMARLA	8	32.3m	13.2m (0)	18.4m (0)	2:09.93	30.36s	29.69s
1	PENCIL ME IN	9	35.5m	0.0m (0)	4.1m (0)	2:10.17	30.30s	30.97s


## Finish Position and metres gained

First Arrow shows distance gain/loss from 2nd Qtr to 3rd Qtr, Second Arrow shows distance gain/loss from 3rd Qtr to Finish  
Blue arrow indicates best gain in these quarters.



800

Visual positions in race at 2nd Quarter



400

Visual positions in race at 3rd Quarter



# Young Race 6 Distance 1720m


Friday, 10 April 2026

Gross Time: 2:05.10 MileRate: 1:57.10 LeadTime: 6.50s First Qtr: 29.10s Second Qtr: 31.00s Third Qtr: 29.80s Fourth Qtr: 28.70s

DATA TABLE: 800 / 400 Posi's are position from leader and (how wide the horse was at that position)


No	Horse	Plc	Mar	800 Posi	400 Posi	Time	3rd Qtr	4th Qt
8	ROLL TO THE TOP	1	0.0m	9.5m (1)	2.9m (2)	2:05.10	29.30s	28.49s
6	DIVINE GIRL	2	11.5m	18.6m (0)	14.4m (2)	2:05.97	29.47s	28.52s
4	MODERN SHEEN	3	11.9m	0.0m (0)	0.0m (0)	2:06.00	29.80s	29.60s
5	GERRALE	4	12.6m	4.9m (0)	4.1m (0)	2:06.05	29.74s	29.35s
9	JEWEL MISTRESS	5	14.0m	13.8m (1)	9.3m (1)	2:06.15	29.45s	29.08s
10	MILLWOOD GRACE	6	14.9m	17.9m (1)	9.6m (0)	2:06.22	29.18s	29.12s
7	MIRADOR LASS	7	17.2m	14.6m (0)	16.2m (1)	2:06.40	29.89s	28.82s
2	DANCE BABY DANCE	8	20.8m	4.9m (1)	3.0m (1)	2:06.67	29.65s	30.05s
1	SUNNYWITHACHANCE	9	60.8m	10.0m (0)	17.3m (0)	2:09.68	30.32s	32.02s

## Finish Position and metres gained



800

Visual positions in race at 2nd Quarter



400

Visual positions in race at 3rd Quarter



# Young Race 7 Distance 1720m

Friday, 10 April 2026



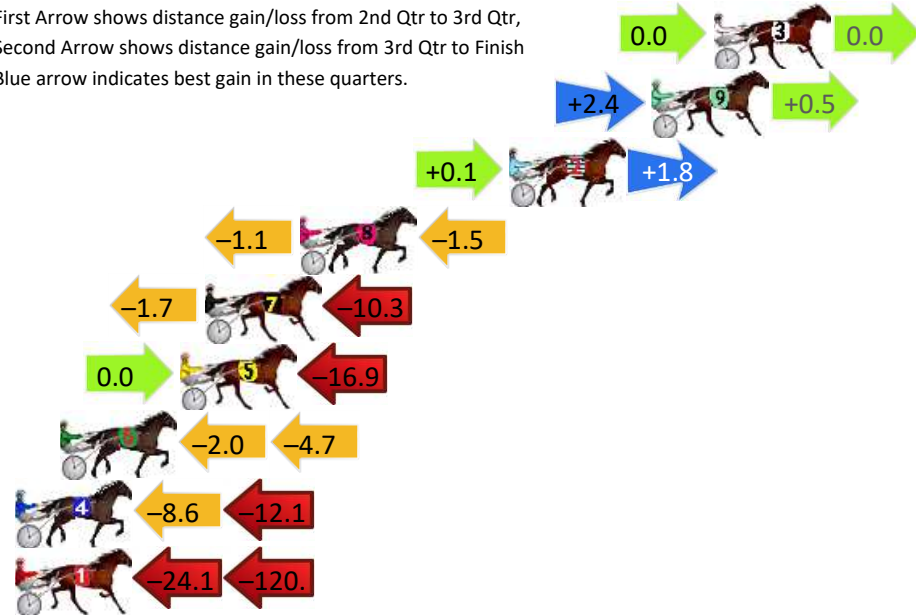
Gross Time: 2:03.70 MileRate: 1:55.70 LeadTime: 6.30s First Qtr: 28.80s Second Qtr: 31.30s Third Qtr: 28.90s Fourth Qtr: 28.40s

DATA TABLE: 800 / 400 Posi's are position from leader and (how wide the horse was at that position)

No	Horse	Plc	Mar	800 Posi	400 Posi	Time	3rd Qtr	4th Qt
3	ASTRAL STRIDE	1	0.0m	0.0m (0)	0.0m (0)	2:03.70	28.90s	28.40s
9	THANKS BE TO GOD	2	2.5m	5.4m (1)	3.0m (1)	2:03.89	28.73s	28.37s
2	TREACHEROUS BELLE	3	8.2m	10.1m (1)	10.0m (1)	2:04.31	28.89s	28.30s
8	BETTORS HOPE	4	16.6m	14.0m (1)	15.1m (1)	2:04.94	28.97s	28.56s
7	GO COLOUR MY WORLD	5	20.4m	8.4m (0)	10.1m (0)	2:05.22	29.02s	29.20s
5	MISTER SEASIDE	6	21.4m	4.5m (0)	4.5m (0)	2:05.30	28.90s	29.68s
6	NO ALIBI	7	26.2m	19.5m (0)	21.5m (1)	2:05.65	29.03s	28.82s
4	TAIRLAW TOLL	8	33.2m	12.5m (0)	21.1m (0)	2:06.18	29.50s	29.38s
1	TEST OF FIRE	9	358.8m	214.6m (0)	238.7m (0)	2:30.47	30.48s	38.17s

## Finish Position and metres gained

First Arrow shows distance gain/loss from 2nd Qtr to 3rd Qtr, Second Arrow shows distance gain/loss from 3rd Qtr to Finish  
Blue arrow indicates best gain in these quarters.



# Young Race 8 Distance 1720m

Friday, 10 April 2026

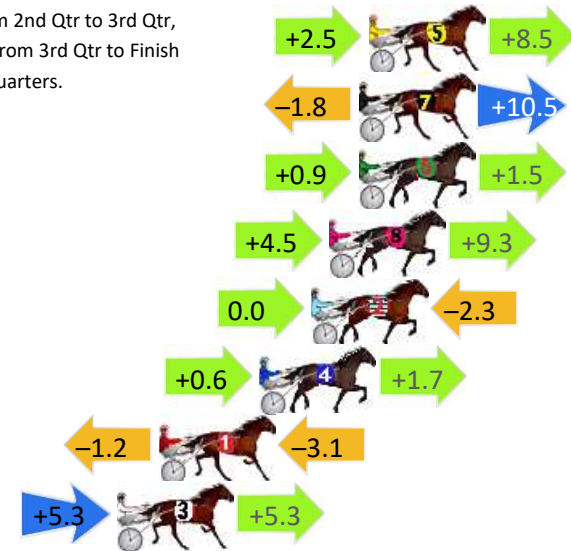
Gross Time: 2:04.90 MileRate: 1:56.90 LeadTime: 6.20s First Qtr: 28.80s Second Qtr: 32.10s Third Qtr: 29.30s Fourth Qtr: 28.50s

DATA TABLE: 800 / 400 Posi's are position from leader and (how wide the horse was at that position)

No	Horse	Plc	Mar	800 Posi	400 Posi	Time	3rd Qtr	4th Qt
5	WAVES OF CHANCE	1	0.0m	11.0m (1)	8.5m (2)	2:04.90	29.10s	27.89s
7	JIMMY JAMES MAGUIRE	2	0.4m	9.1m (0)	10.9m (0)	2:04.93	29.42s	27.75s
6	VIN NUMBER	3	0.4m	2.8m (1)	1.9m (1)	2:04.93	29.23s	28.40s
8	MIKI BE GOOD	4	1.6m	15.4m (1)	10.9m (3)	2:05.02	28.96s	27.84s
2	MCLEAN	5	2.3m	0.0m (0)	0.0m (0)	2:05.07	29.30s	28.67s
4	OCTAGONISE	6	4.4m	6.7m (1)	6.1m (1)	2:05.23	29.25s	28.40s
1	HES CHIMING	7	8.4m	4.1m (0)	5.3m (0)	2:05.53	29.38s	28.75s
3	HEZ DUSTY	8	10.1m	20.7m (1)	15.4m (2)	2:05.66	28.90s	28.15s

## Finish Position and metres gained

First Arrow shows distance gain/loss from 2nd Qtr to 3rd Qtr, Second Arrow shows distance gain/loss from 3rd Qtr to Finish. Blue arrow indicates best gain in these quarters.



800

Visual positions in race at 2nd Quarter



400

Visual positions in race at 3rd Quarter