

Menangle Race 1 Distance 1609m

Saturday, 11 April 2026


Gross Time: 1:52.00 MileRate: 1:52.00 LeadTime: 0.00s First Qtr: 27.30s Second Qtr: 29.00s Third Qtr: 28.50s Fourth Qtr: 27.20s

DATA TABLE: 800 / 400 Posi's are position from leader and (how wide the horse was at that position)

No	Horse	Plc	Mar	800 Posi	400 Posi	Time	3rd Qtr	4th Qt
3	CLASSIC MISSION	1	0.0m	0.0m (0)	0.0m (0)	1:52.00	28.50s	27.20s
9	FORCE FULL	2	4.1m	12.7m (0)	12.4m (0)	1:52.29	28.46s	26.63s
2	VITE MONET	3	4.4m	8.8m (0)	8.4m (0)	1:52.32	28.46s	26.94s
7	GLITTER AINT GOLD	4	4.5m	19.0m (1)	18.5m (3)	1:52.32	28.43s	26.24s
1	MONTALBANO	5	5.2m	4.5m (0)	4.1m (0)	1:52.37	28.46s	27.29s
8	PICCADILLY PETE	6	10.6m	23.0m (1)	22.6m (3)	1:52.76	28.43s	26.40s
5	VAN BASTEN	7	15.1m	15.1m (1)	13.7m (2)	1:53.08	28.38s	27.33s
10	DOUBLE ACT	8	15.3m	16.9m (0)	16.1m (1)	1:53.10	28.41s	27.18s
6	ITZMINEONTHELINE	9	15.3m	7.2m (1)	6.6m (1)	1:53.10	28.45s	27.84s
4	PROMISING	10	16.3m	11.1m (1)	9.7m (2)	1:53.17	28.38s	27.70s

Finish Position and metres gained

First Arrow shows distance gain/loss from 2nd Qtr to 3rd Qtr, Second Arrow shows distance gain/loss from 3rd Qtr to Finish
Blue arrow indicates best gain in these quarters.



800

Visual positions in race at 2nd Quarter



400

Visual positions in race at 3rd Quarter



Menangle Race 2 Distance 1609m

Saturday, 11 April 2026

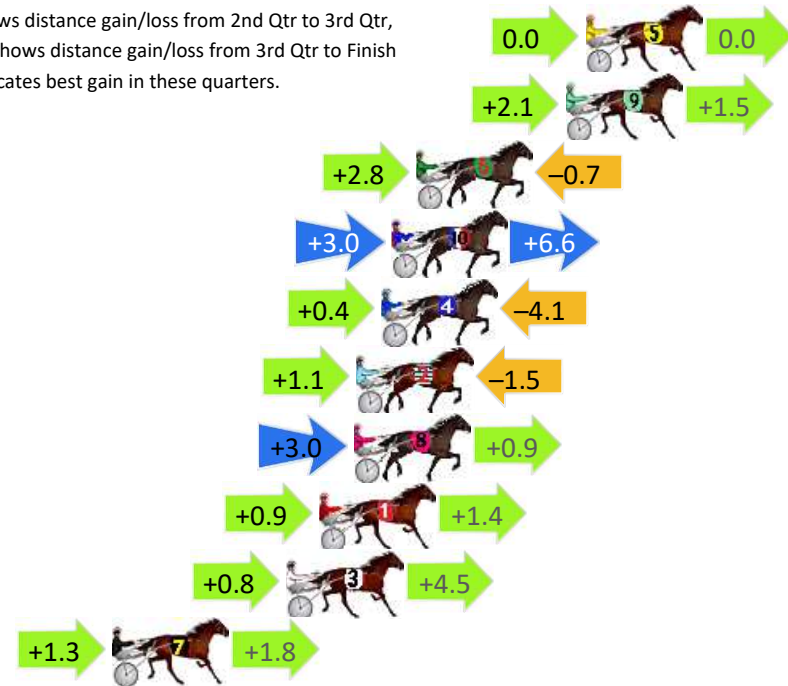
Gross Time: 1:52.10 MileRate: 1:52.10 LeadTime: 0.00s First Qtr: 27.70s Second Qtr: 29.80s Third Qtr: 28.40s Fourth Qtr: 26.20s

DATA TABLE: 800 / 400 Posi's are position from leader and (how wide the horse was at that position)

No	Horse	Plc	Mar	800 Posi	400 Posi	Time	3rd Qtr	4th Qt
5	NERANO	1	0.0m	0.0m (0)	0.0m (0)	1:52.10	28.40s	26.20s
9	ALTA WILLIAM	2	0.8m	4.4m (1)	2.3m (1)	1:52.16	28.25s	26.10s
6	CYA ART	3	6.8m	8.9m (1)	6.1m (1)	1:52.57	28.19s	26.26s
10	RAGING WHITEBAIT	4	7.8m	17.4m (1)	14.4m (1)	1:52.64	28.15s	25.77s
4	CATCHAFIRE	5	8.2m	4.5m (0)	4.1m (0)	1:52.67	28.36s	26.49s
2	HUGO MAGUIRE	6	9.2m	8.8m (0)	7.7m (0)	1:52.74	28.30s	26.32s
8	BARTELLO	7	9.3m	13.2m (1)	10.2m (1)	1:52.74	28.17s	26.15s
1	HES A MEISTER	8	10.7m	13.0m (0)	12.1m (0)	1:52.84	28.30s	26.12s
3	THALASSOPHOBIA	9	12.0m	17.3m (0)	16.5m (0)	1:52.93	28.30s	25.91s
7	WHERE'S THE GOLD	10	19.0m	22.1m (0)	20.8m (1)	1:53.41	28.25s	26.10s

Finish Position and metres gained

First Arrow shows distance gain/loss from 2nd Qtr to 3rd Qtr, Second Arrow shows distance gain/loss from 3rd Qtr to Finish
Blue arrow indicates best gain in these quarters.



800

Visual positions in race at 2nd Quarter



400

Visual positions in race at 3rd Quarter



Menangle Race 3 Distance 1609m

Saturday, 11 April 2026


Gross Time: 1:49.10 MileRate: 1:49.10 LeadTime: 0.00s First Qtr: 27.10s Second Qtr: 28.60s Third Qtr: 26.90s Fourth Qtr: 26.50s

DATA TABLE: 800 / 400 Posi's are position from leader and (how wide the horse was at that position)

NoHorse	Plc	Mar	800 Posi	400 Posi	Time	3rd Qtr	4th Qt
2 HI MANAMEISJEFF	1	0.0m	0.0m (0)	0.0m (0)	1:49.10	26.90s	26.50s
1 STENO	2	2.3m	4.2m (0)	4.2m (0)	1:49.26	26.90s	26.38s
4 PINSEEKER	3	7.6m	11.8m (1)	11.9m (2)	1:49.63	26.90s	26.24s
8 CAPTAIN BELLASARIO	4	9.3m	7.9m (1)	6.8m (1)	1:49.75	26.83s	26.70s
3 MIKI PINS	5	11.3m	8.4m (0)	9.7m (0)	1:49.89	26.98s	26.65s
10 RIPP	6	11.4m	3.7m (1)	2.6m (1)	1:49.90	26.83s	27.12s
6 JAY OK	7	17.6m	13.5m (0)	17.5m (0)	1:50.33	27.16s	26.57s
5 MASTER CATCH	8	18.1m	16.3m (1)	17.7m (1)	1:50.36	26.99s	26.59s
7 SURFERS DELIGHT	9	21.0m	18.0m (0)	21.7m (0)	1:50.57	27.14s	26.53s
11 KANENA PROVLIMA	10	22.5m	20.5m (1)	23.0m (2)	1:50.67	27.06s	26.54s


Finish Position and metres gained

First Arrow shows distance gain/loss from 2nd Qtr to 3rd Qtr, Second Arrow shows distance gain/loss from 3rd Qtr to Finish Blue arrow indicates best gain in these quarters.



800

Visual positions in race at 2nd Quarter



400

Visual positions in race at 3rd Quarter



Menangle Race 4 Distance 2300m

Saturday, 11 April 2026


Gross Time: 2:44.60 MileRate: 1:55.10 LeadTime: 49.20s First Qtr: 30.40s Second Qtr: 29.70s Third Qtr: 27.80s Fourth Qtr: 27.50s

DATA TABLE: 800 / 400 Posi's are position from leader and (how wide the horse was at that position)

No	Horse	Plc	Mar	800 Posi	400 Posi	Time	3rd Qtr	4th Qt
3	OAKIE SMOKESHOW	1	0.0m	4.6m (0)	4.7m (0)	2:44.60	27.80s	27.18s
5	GOLDEN TRIBE	2	2.5m	0.0m (0)	0.0m (0)	2:44.78	27.80s	27.68s
8	SWEET ON LEXY	3	3.5m	8.8m (1)	9.1m (2)	2:44.85	27.82s	27.13s
4	RED SAPPHIRE	4	13.6m	17.1m (0)	22.3m (1)	2:45.58	28.15s	26.95s
1	PETES CRUNCH TIME	5	14.3m	8.7m (0)	9.9m (0)	2:45.63	27.88s	27.85s
7	MCBART	6	17.6m	4.8m (1)	4.3m (1)	2:45.87	27.77s	28.48s
9	MCWIZARD	7	20.4m	13.1m (1)	14.2m (1)	2:46.08	27.87s	28.00s
6	RIVERA LOU	8	21.2m	17.5m (1)	19.0m (2)	2:46.13	27.90s	27.73s
2	DUTY OF CARE	9	22.4m	13.0m (0)	18.0m (0)	2:46.22	28.14s	27.88s
10	FLO RYDA	10	32.9m	21.7m (0)	27.1m (0)	2:46.98	28.16s	28.02s

Finish Position and metres gained

First Arrow shows distance gain/loss from 2nd Qtr to 3rd Qtr, Second Arrow shows distance gain/loss from 3rd Qtr to Finish
Blue arrow indicates best gain in these quarters.



800

Visual positions in race at 2nd Quarter



400

Visual positions in race at 3rd Quarter



Menangle Race 5 Distance 1609m

Saturday, 11 April 2026



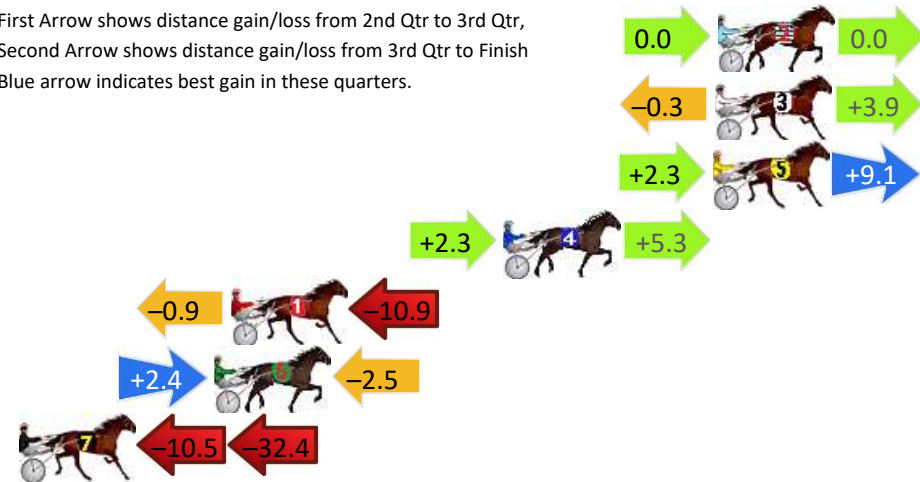
Gross Time: 1:52.30 MileRate: 1:52.30 LeadTime: 0.00s First Qtr: 27.50s Second Qtr: 28.40s Third Qtr: 28.40s Fourth Qtr: 28.10s

DATA TABLE: 800 / 400 Posi's are position from leader and (how wide the horse was at that position)

No	Horse	Plc	Mar	800 Posi	400 Posi	Time	3rd Qtr	4th Qt
2	SPARKLING SEA	1	0.0m	0.0m (0)	0.0m (0)	1:52.30	28.40s	28.10s
3	PERFECTDELIGHT	2	0.1m	3.7m (0)	4.0m (0)	1:52.31	28.42s	27.83s
5	BEACHBABE CROCKER	3	0.2m	11.6m (0)	9.3m (1)	1:52.31	28.23s	27.46s
4	YIRRADIVA	4	8.6m	16.2m (0)	13.9m (1)	1:52.94	28.23s	27.76s
1	HIGHINDELIGHT	5	19.5m	7.7m (0)	8.6m (0)	1:53.74	28.46s	28.94s
6	DESIGNA LABEL	6	20.2m	20.1m (0)	17.7m (0)	1:53.79	28.22s	28.35s
7	FAKE FRIENDS	7	96.2m	53.3m (0)	63.8m (0)	1:59.41	29.12s	30.73s

Finish Position and metres gained

First Arrow shows distance gain/loss from 2nd Qtr to 3rd Qtr, Second Arrow shows distance gain/loss from 3rd Qtr to Finish
Blue arrow indicates best gain in these quarters.



Menangle Race 6 Distance 2300m

Saturday, 11 April 2026


Gross Time: 2:47.80 MileRate: 1:57.40 LeadTime: 50.20s First Qtr: 30.60s Second Qtr: 29.40s Third Qtr: 29.10s Fourth Qtr: 28.50s

DATA TABLE: 800 / 400 Posi's are position from leader and (how wide the horse was at that position)

No	Horse	Plc	Mar	800 Posi	400 Posi	Time	3rd Qtr	4th Qt
6	GOTFEELINGSYOUKNOW	1	0.0m	4.2m (0)	4.3m (0)	2:47.80	29.11s	28.19s
11	CONSTANTINOPLE	2	2.4m	19.5m (1)	15.2m (3)	2:47.98	28.78s	27.59s
8	SPEEDY LOVER	3	7.9m	14.8m (1)	9.9m (3)	2:48.39	28.74s	28.38s
10	WATTS UP PARTYTIME	4	8.6m	1.5m (1)	0.0m (1)	2:48.44	28.99s	29.14s
5	KYVALLEY MAVEN	5	14.2m	10.3m (1)	9.7m (2)	2:48.86	29.05s	28.87s
4	ALMIGHTY FEAR	6	14.5m	12.2m (0)	13.4m (1)	2:48.89	29.18s	28.63s
7	RAKERO BLAZE	7	20.9m	0.0m (0)	0.4m (0)	2:49.36	29.13s	30.04s
9	KRISTAL JOSSELYN	8	22.5m	5.9m (1)	5.0m (1)	2:49.48	29.03s	29.82s
2	MISTER BLINDSIDE	9	23.0m	8.3m (0)	8.5m (0)	2:49.52	29.11s	29.62s
1	AFFAIRE DE COVER	10	29.1m	16.6m (0)	16.4m (2)	2:49.98	29.07s	29.50s

Finish Position and metres gained

First Arrow shows distance gain/loss from 2nd Qtr to 3rd Qtr, Second Arrow shows distance gain/loss from 3rd Qtr to Finish
Blue arrow indicates best gain in these quarters.



800

Visual positions in race at 2nd Quarter



400

Visual positions in race at 3rd Quarter

Menangle Race 7 Distance 1609m

Saturday, 11 April 2026

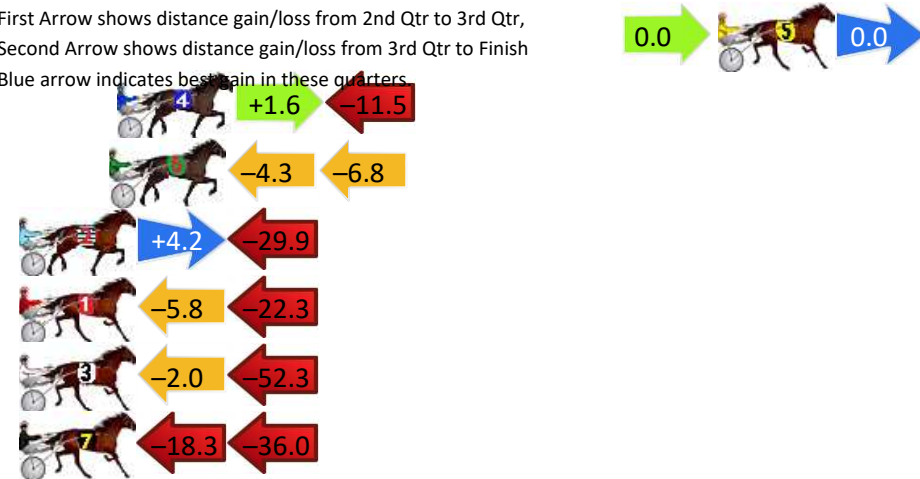
Gross Time: 1:55.30 MileRate: 1:55.30 LeadTime: 0.00s First Qtr: 27.90s Second Qtr: 30.10s Third Qtr: 29.10s Fourth Qtr: 28.20s

DATA TABLE: 800 / 400 Posi's are position from leader and (how wide the horse was at that position)

NoHorse	Plc	Mar	800 Posi	400 Posi	Time	3rd Qtr	4th Qt
5 I AM HELLBOUND	1	0.0m	0.0m (0)	0.0m (0)	1:55.30	29.10s	28.20s
4 KYVALLEY JUDGE	2	24.1m	14.2m (1)	12.6m (1)	1:57.09	28.97s	29.09s
6 ALDEBARAN ZANE	3	24.4m	13.3m (0)	17.6m (1)	1:57.11	29.39s	28.75s
2 ORIA	4	35.2m	9.5m (1)	5.3m (1)	1:57.91	28.79s	30.43s
1 SECOND TO NUN	5	36.4m	8.3m (0)	14.1m (0)	1:58.00	29.50s	29.90s
3 SAN JUAN MOUNTAIN	6	58.5m	4.2m (0)	6.2m (0)	1:59.64	29.24s	32.10s
7 TOUGH MATE	7	74.8m	20.5m (0)	38.8m (0)	2:00.84	30.38s	30.98s

Finish Position and metres gained

First Arrow shows distance gain/loss from 2nd Qtr to 3rd Qtr,
Second Arrow shows distance gain/loss from 3rd Qtr to Finish
Blue arrow indicates best gain in these quarters



800

Visual positions in race at 2nd Quarter



400

Visual positions in race at 3rd Quarter



Menangle Race 8 Distance 1609m

Saturday, 11 April 2026




Gross Time: 1:52.70 MileRate: 1:52.70 LeadTime: 0.00s First Qtr: 27.30s Second Qtr: 29.60s Third Qtr: 29.00s Fourth Qtr: 26.80s

DATA TABLE: 800 / 400 Posi's are position from leader and (how wide the horse was at that position)

No	Horse	Plc	Mar	800 Posi	400 Posi	Time	3rd Qtr	4th Qt
4	CAN BE A RUEBE	1	0.0m	8.2m (1)	4.8m (1)	1:52.70	28.75s	26.47s
8	NAMAKA	2	0.4m	12.0m (1)	9.6m (2)	1:52.73	28.80s	26.16s
6	MISSAUDACIOUS	3	1.4m	4.3m (1)	0.8m (1)	1:52.80	28.75s	26.84s
9	SKY BLU	4	3.2m	16.2m (1)	14.5m (3)	1:52.93	28.83s	26.02s
2	CLARA ROCKS	5	4.8m	4.4m (0)	4.6m (0)	1:53.04	29.00s	26.82s
11	GIPSY PRINCESS	6	7.2m	20.6m (1)	17.7m (2)	1:53.21	28.74s	26.08s
5	ALFNALMA	7	7.5m	0.0m (0)	0.0m (0)	1:53.23	29.00s	27.33s
7	FARFALLA STRIDE	8	10.7m	24.8m (1)	21.8m (2)	1:53.46	28.72s	26.05s
3	HEAVENLY REASON	9	13.7m	8.3m (0)	9.2m (0)	1:53.67	29.04s	27.13s
1	CHARLIES ACE	10	20.4m	12.2m (0)	13.3m (0)	1:54.14	29.04s	27.32s

Finish Position and metres gained

First Arrow shows distance gain/loss from 2nd Qtr to 3rd Qtr, Second Arrow shows distance gain/loss from 3rd Qtr to Finish
Blue arrow indicates best gain in these quarters.



Menangle Race 9 Distance 1609m

Saturday, 11 April 2026


Gross Time: 1:51.30 MileRate: 1:51.30 LeadTime: 0.00s First Qtr: 27.10s Second Qtr: 29.90s Third Qtr: 27.40s Fourth Qtr: 26.90s

DATA TABLE: 800 / 400 Posi's are position from leader and (how wide the horse was at that position)

No	Horse	Plc	Mar	800 Posi	400 Posi	Time	3rd Qtr	4th Qt
6	SOHO GUNSLINGER	1	0.0m	3.9m (1)	0.0m (1)	1:51.30	27.13s	26.90s
4	DEMON BLUE	2	2.3m	0.0m (0)	1.6m (0)	1:51.46	27.51s	26.96s
3	LENNETH	3	3.8m	4.1m (0)	6.5m (1)	1:51.57	27.56s	26.73s
2	LAYDEN	4	20.5m	8.6m (1)	7.9m (2)	1:52.75	27.35s	27.82s
5	WE ALWAYS HAVE FAITH	5	21.7m	13.5m (0)	17.6m (0)	1:52.84	27.67s	27.25s
11	FOXFIRE EASTON	6	22.6m	22.9m (0)	21.3m (1)	1:52.90	27.28s	27.06s
8	MESSAGE BANK	7	23.3m	18.0m (1)	16.6m (1)	1:52.95	27.29s	27.43s
7	THE GREEK GENERAL	8	25.5m	13.3m (1)	12.2m (1)	1:53.11	27.31s	27.89s
10	QUIET STORM	9	25.6m	17.9m (0)	21.1m (0)	1:53.11	27.61s	27.29s
1	RED REACTOR	10	34.1m	8.2m (0)	12.8m (0)	1:53.72	27.71s	28.45s

Finish Position and metres gained

First Arrow shows distance gain/loss from 2nd Qtr to 3rd Qtr, Second Arrow shows distance gain/loss from 3rd Qtr to Finish Blue arrow indicates best gain in these quarters.



800

Visual positions in race at 2nd Quarter



400

Visual positions in race at 3rd Quarter

