

Narrabri Race 1 Distance 1760m

Sunday, 12 April 2026




Gross Time: 2:08.90 MileRate: 1:57.80 LeadTime: 9.90s First Qtr: 29.20s Second Qtr: 29.90s Third Qtr: 30.30s Fourth Qtr: 29.60s

DATA TABLE: 800 / 400 Posi's are position from leader and (how wide the horse was at that position)

No	Horse	Plc	Mar	800 Posi	400 Posi	Time	3rd Qtr	4th Qt
4	KATASTROPHEE	1	0.0m	14.8m (1)	10.1m (3)	2:08.90	29.95s	28.85s
3	TASMANS DELIGHT	2	3.6m	11.0m (1)	6.7m (2)	2:09.18	29.98s	29.38s
6	COUNTRY MAJOR	3	15.6m	0.0m (1)	0.0m (0)	2:10.11	30.30s	30.81s
8	EIFFEL FROM HEAVEN	4	16.6m	15.3m (0)	10.2m (0)	2:10.19	29.92s	30.13s
7	SEVEN RIPPIN ACES	5	17.7m	11.6m (0)	11.3m (2)	2:10.27	30.28s	30.13s
9	AGENT CALLAN	6	20.3m	16.4m (2)	6.9m (3)	2:10.47	29.59s	30.66s
1	RIPPIN GOOD FEELIN	7	26.2m	7.5m (0)	10.9m (1)	2:10.93	30.55s	30.82s
5	THUNDAMENTAL	8	27.4m	3.2m (0)	6.5m (0)	2:11.03	30.54s	31.25s
2	UNCLE GREGORY	9	42.2m	7.0m (1)	6.6m (1)	2:12.17	30.27s	32.38s

Finish Position and metres gained

First Arrow shows distance gain/loss from 2nd Qtr to 3rd Qtr, Second Arrow shows distance gain/loss from 3rd Qtr to Finish
Blue arrow indicates best gain in these quarters.



Narrabri Race 2 Distance 1760m

Sunday, 12 April 2026

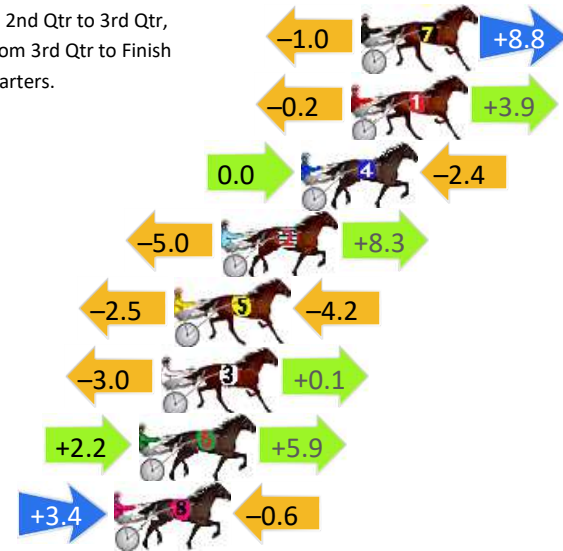
Gross Time: 2:10.80 MileRate: 1:59.60 LeadTime: 9.85s First Qtr: 29.70s Second Qtr: 30.85s Third Qtr: 29.85s Fourth Qtr: 30.55s

DATA TABLE: 800 / 400 Posi's are position from leader and (how wide the horse was at that position)

No	Horse	Plc	Mar	800 Posi	400 Posi	Time	3rd Qtr	4th Qt
7	SPARKLING SUE	1	0.0m	7.8m (0)	8.8m (0)	2:10.80	29.93s	29.89s
1	SPOOKY ART	2	0.4m	4.1m (0)	4.3m (0)	2:10.83	29.87s	30.26s
4	BENJIMAGEE	3	2.4m	0.0m (0)	0.0m (0)	2:10.99	29.85s	30.74s
2	THREE PARTS GREY	4	5.6m	8.9m (1)	13.9m (2)	2:11.25	30.23s	29.96s
5	BARRYS BROTHER	5	7.5m	0.8m (1)	3.3m (1)	2:11.40	30.04s	30.90s
3	ROCKNROLL RAMBO	6	8.0m	5.1m (1)	8.1m (1)	2:11.44	30.08s	30.58s
6	JOHNNY DEE	7	8.9m	17.0m (1)	14.8m (1)	2:11.51	29.70s	30.15s
8	JEREMY LOU	8	9.9m	12.7m (1)	9.3m (2)	2:11.59	29.61s	30.64s

Finish Position and metres gained

First Arrow shows distance gain/loss from 2nd Qtr to 3rd Qtr, Second Arrow shows distance gain/loss from 3rd Qtr to Finish Blue arrow indicates best gain in these quarters.



800

Visual positions in race at 2nd Quarter



400

Visual positions in race at 3rd Quarter



Narrabri Race 3 Distance 1760m

Sunday, 12 April 2026

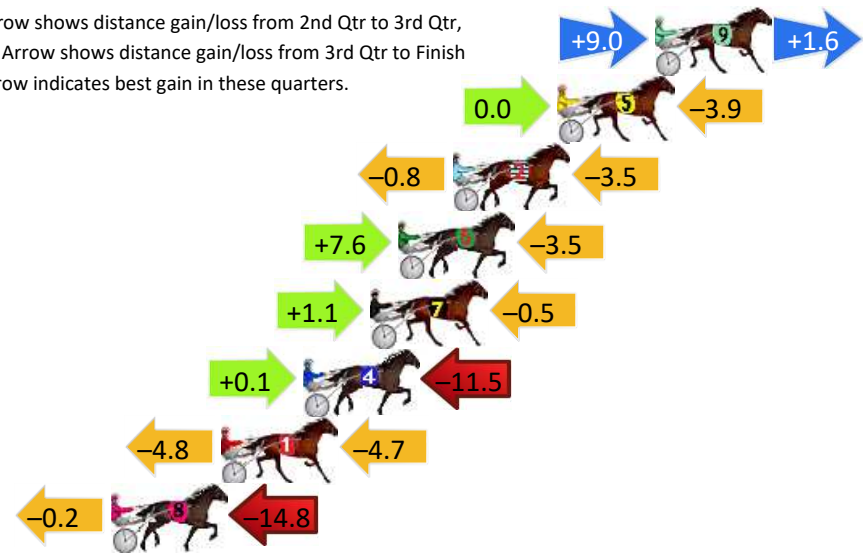
Gross Time: 2:08.30 MileRate: 1:57.30 LeadTime: 9.40s First Qtr: 30.20s Second Qtr: 29.60s Third Qtr: 30.00s Fourth Qtr: 29.10s

DATA TABLE: 800 / 400 Posi's are position from leader and (how wide the horse was at that position)

No	Horse	Plc	Mar	800 Posi	400 Posi	Time	3rd Qtr	4th Qt
9	ANNIE CROCKER	1	0.0m	10.6m (1)	1.6m (2)	2:08.30	29.34s	28.98s
5	LACHIES IDEAL	2	3.9m	0.0m (0)	0.0m (0)	2:08.60	30.00s	29.40s
2	GOTONEBETTOR	3	8.1m	3.8m (0)	4.6m (0)	2:08.92	30.06s	29.38s
6	HE SAID SHE SAID	4	10.3m	14.4m (1)	6.8m (2)	2:09.09	29.44s	29.39s
7	BELLRIVERGIRL	5	11.4m	12.0m (0)	10.9m (0)	2:09.17	29.92s	29.17s
4	BRAVE BONDI	6	14.1m	2.7m (1)	2.6m (1)	2:09.38	29.99s	29.99s
1	LOOKAT MEE	7	17.4m	7.9m (0)	12.7m (1)	2:09.63	30.35s	29.50s
8	WHISKEY ROYALE	8	21.8m	6.8m (1)	7.0m (1)	2:09.96	30.01s	30.25s

Finish Position and metres gained

First Arrow shows distance gain/loss from 2nd Qtr to 3rd Qtr, Second Arrow shows distance gain/loss from 3rd Qtr to Finish
Blue arrow indicates best gain in these quarters.



800

Visual positions in race at 2nd Quarter



400

Visual positions in race at 3rd Quarter

Narrabri Race 4 Distance 1760m




Sunday, 12 April 2026

Gross Time: 2:09.60 MileRate: 1:58.50 LeadTime: 9.90s First Qtr: 29.30s Second Qtr: 30.60s Third Qtr: 29.50s Fourth Qtr: 30.30s

DATA TABLE: 800 / 400 Posi's are position from leader and (how wide the horse was at that position)

No	Horse	Plc	Mar	800 Posi	400 Posi	Time	3rd Qtr	4th Qt
3	CINNAMON	1	0.0m	0.3m (1)	0.7m (1)	2:09.60	29.53s	30.25s
4	TRUTHBETOLD	2	2.5m	4.1m (1)	5.0m (1)	2:09.80	29.57s	30.13s
6	TRY CATCHING ME	3	6.4m	16.1m (0)	12.7m (0)	2:10.11	29.26s	29.87s
8	BULL SHARK	4	11.2m	9.0m (0)	10.0m (0)	2:10.49	29.58s	30.45s
5	YARRAMAN TILLY	5	13.7m	0.0m (0)	0.0m (0)	2:10.69	29.50s	31.39s
7	NIGHT NEEDS	6	24.2m	4.1m (0)	6.5m (0)	2:11.52	29.68s	31.74s
2	WHAT AGAIN SHANNON	7	25.3m	12.3m (1)	18.4m (1)	2:11.61	29.97s	30.94s
1	SUPERIOR ART	8	88.8m	49.9m (0)	58.4m (0)	2:16.64	30.18s	33.00s

Finish Position and metres gained



Narrabri Race 5 Distance 2160m

Sunday, 12 April 2026


Gross Time: 2:41.90 MileRate: 2:00.60 LeadTime: 41.90s First Qtr: 30.20s Second Qtr: 30.30s Third Qtr: 29.60s Fourth Qtr: 29.90s

DATA TABLE: 800 / 400 Posi's are position from leader and (how wide the horse was at that position)

NoHorse	Plc	Mar	800 Posi	400 Posi	Time	3rd Qtr	4th Qt
1 OTIS RISING	1	0.0m	0.0m (0)	0.0m (0)	2:41.90	29.60s	29.90s
7 CUT GLASS	2	0.8m	3.5m (0)	3.8m (0)	2:41.96	29.62s	29.68s
4 RAINBOW JET	3	2.1m	1.1m (1)	3.7m (1)	2:42.06	29.79s	29.79s
8 MY ROCK MOVES	4	4.6m	7.6m (0)	7.9m (0)	2:42.26	29.62s	29.68s
10 GROSESTAR	5	5.6m	9.0m (1)	12.0m (1)	2:42.34	29.83s	29.45s
3 IM BELIEBER	6	13.7m	11.7m (0)	12.2m (0)	2:42.97	29.64s	30.07s
2 TERROR FLYING	7	16.4m	4.9m (1)	8.0m (1)	2:43.18	29.83s	30.59s
11 ADRENALINE RUSH	8	19.9m	12.8m (1)	17.7m (3)	2:43.46	29.97s	30.15s
6 THE IRISH EAGLE	9	39.2m	8.2m (2)	16.2m (2)	2:44.97	30.20s	31.77s
5 ROCKET BOY	10	40.2m	3.5m (2)	11.1m (2)	2:45.05	30.16s	32.23s

Finish Position and metres gained

First Arrow shows distance gain/loss from 2nd Qtr to 3rd Qtr, Second Arrow shows distance gain/loss from 3rd Qtr to Finish
Blue arrow indicates best gain in these quarters.



800

Visual positions in race at 2nd Quarter



400

Visual positions in race at 3rd Quarter

Narrabri Race 6 Distance 2560m

Sunday, 12 April 2026

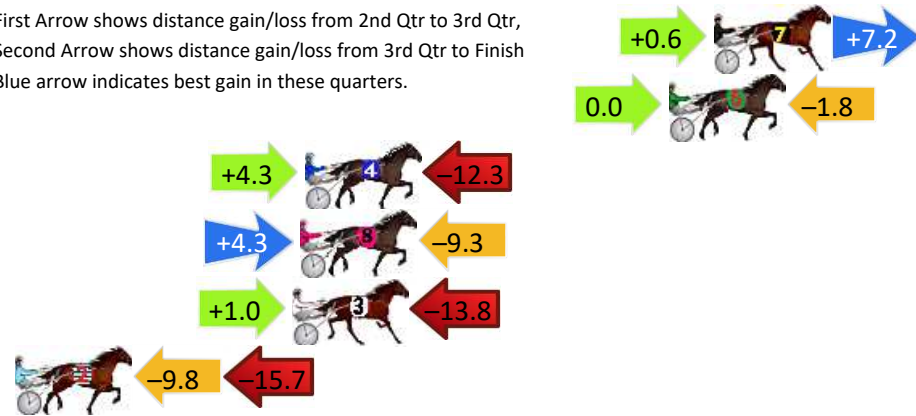
Gross Time: 3:08.80 MileRate: 1:58.70 LeadTime: 69.00s First Qtr: 29.60s Second Qtr: 30.50s Third Qtr: 29.80s Fourth Qtr: 29.90s

DATA TABLE: 800 / 400 Posi's are position from leader and (how wide the horse was at that position)

NoHorse	Plc	Mar	800 Posi	400 Posi	Time	3rd Qtr	4th Qt
7 ARNIES ARMY	1	0.0m	7.8m (0)	7.2m (1)	3:08.80	29.75s	29.37s
6 JAYJAYBENNY	2	1.8m	0.0m (0)	0.0m (0)	3:08.94	29.80s	30.04s
4 LAST TIME JOE	3	16.4m	8.4m (1)	4.1m (2)	3:10.08	29.48s	30.88s
8 ESCALERA	4	16.6m	11.6m (0)	7.3m (0)	3:10.10	29.48s	30.66s
3 FAST TRACKER	5	16.9m	4.1m (0)	3.1m (1)	3:10.12	29.73s	30.99s
2 IM LORD TOMMY	6	30.1m	4.6m (1)	14.4m (1)	3:11.16	30.53s	31.19s

Finish Position and metres gained

First Arrow shows distance gain/loss from 2nd Qtr to 3rd Qtr, Second Arrow shows distance gain/loss from 3rd Qtr to Finish Blue arrow indicates best gain in these quarters.



800

Visual positions in race at 2nd Quarter



400

Visual positions in race at 3rd Quarter