

Canberra Race 1 Distance 1770m

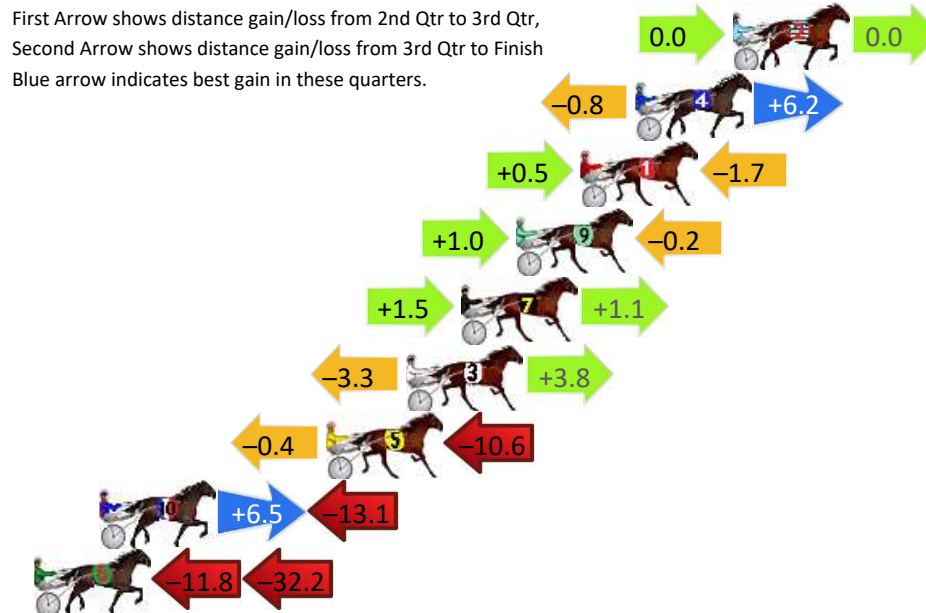
Monday, 13 April 2026

Gross Time: 2:10.30 MileRate: 1:58.50 LeadTime: 11.00s First Qtr: 29.70s Second Qtr: 30.60s Third Qtr: 29.80s Fourth Qtr: 29.20s

DATA TABLE: 800 / 400 Posi's are position from leader and (how wide the horse was at that position)

No	Horse	Plc	Mar	800 Posi	400 Posi	Time	3rd Qtr	4th Qt
2	VALDEZZ	1	0.0m	0.0m (0)	0.0m (0)	2:10.30	29.80s	29.20s
4	MAJORS CREEK	2	3.9m	9.3m (1)	10.1m (2)	2:10.60	29.85s	28.76s
1	FLY OVER STATES	3	6.1m	4.9m (0)	4.4m (0)	2:10.77	29.76s	29.35s
9	PADDY MACH	4	8.7m	9.5m (0)	8.5m (0)	2:10.97	29.72s	29.25s
7	JESSEJAMES SHANNON	5	10.9m	13.5m (0)	12.0m (0)	2:11.13	29.68s	29.15s
3	GLENBURNS WATERS	6	13.1m	13.6m (1)	16.9m (2)	2:11.30	30.03s	28.96s
5	OAK RIDGE	7	16.3m	5.3m (1)	5.7m (1)	2:11.55	29.83s	30.03s
10	TROUBLE IN HEAVEN	8	25.4m	18.8m (1)	12.3m (3)	2:12.25	29.31s	30.25s
6	SHAKEN SANDS	9	45.0m	1.0m (1)	12.8m (1)	2:13.75	30.67s	31.71s

Finish Position and metres gained



800

Visual positions in race at 2nd Quarter



400

Visual positions in race at 3rd Quarter



Canberra Race 2 Distance 1770m

Monday, 13 April 2026

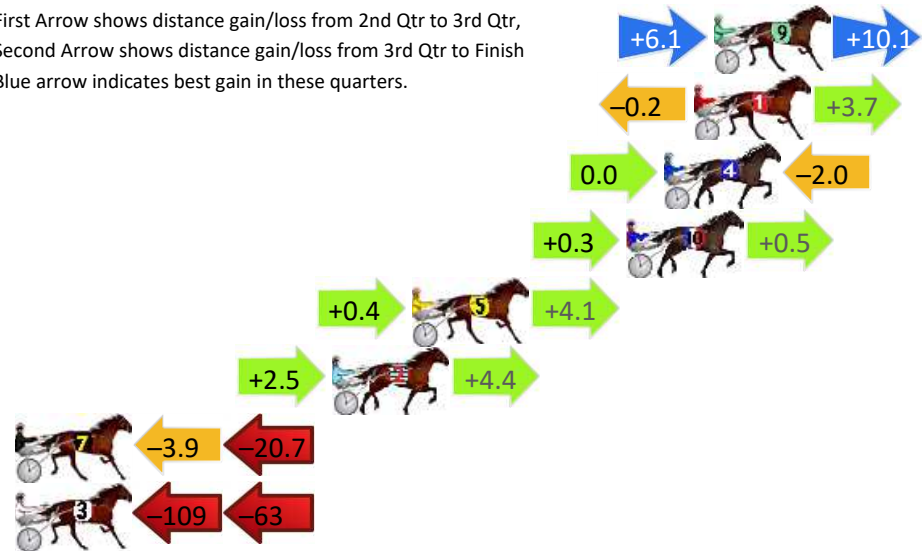
Gross Time: 2:09.20 MileRate: 1:57.50 LeadTime: 10.90s First Qtr: 29.50s Second Qtr: 28.30s Third Qtr: 29.30s Fourth Qtr: 31.20s

DATA TABLE: 800 / 400 Posi's are position from leader and (how wide the horse was at that position)

No	Horse	Plc	Mar	800 Posi	400 Posi	Time	3rd Qtr	4th Qt
9	MACHX THE STRANGER	1	0.0m	16.2m (0)	10.1m (0)	2:09.20	28.92s	30.44s
1	CREDO STRIDE	2	0.8m	4.3m (0)	4.5m (0)	2:09.27	29.34s	30.93s
4	TOLLSA KING	3	2.0m	0.0m (0)	0.0m (0)	2:09.36	29.30s	31.36s
10	IM NO TROUBLE	4	3.5m	4.3m (1)	4.0m (1)	2:09.49	29.30s	31.19s
5	MAMMALS JEWEL	5	12.1m	16.6m (1)	16.2m (2)	2:10.19	29.35s	30.97s
2	KIRPHILBRI	6	15.3m	22.2m (0)	19.7m (0)	2:10.45	29.22s	30.97s
7	KALYPSO RAINBOW	7	33.7m	9.1m (0)	13.0m (1)	2:11.95	29.64s	32.97s
3	LETMEBECLEAR	8	183.0m	12.4m (1)	120.8m (1)	2:24.13	37.51s	37.05s


Finish Position and metres gained

First Arrow shows distance gain/loss from 2nd Qtr to 3rd Qtr, Second Arrow shows distance gain/loss from 3rd Qtr to Finish Blue arrow indicates best gain in these quarters.



8
0
0

Visual positions in race at 2nd Quarter



4
0
0

Visual positions in race at 3rd Quarter

Canberra Race 3 Distance 2170m

Monday, 13 April 2026

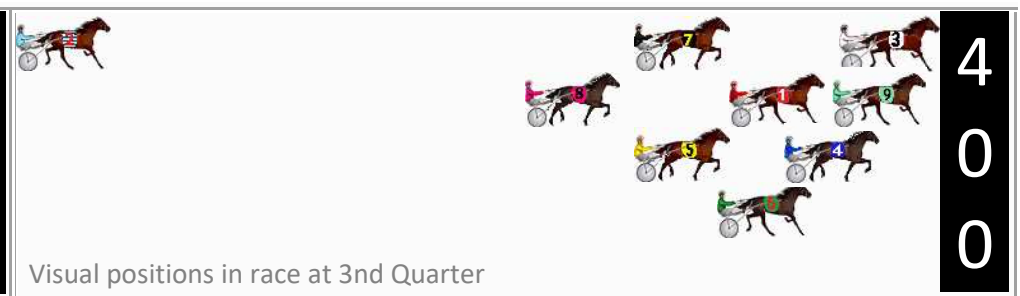

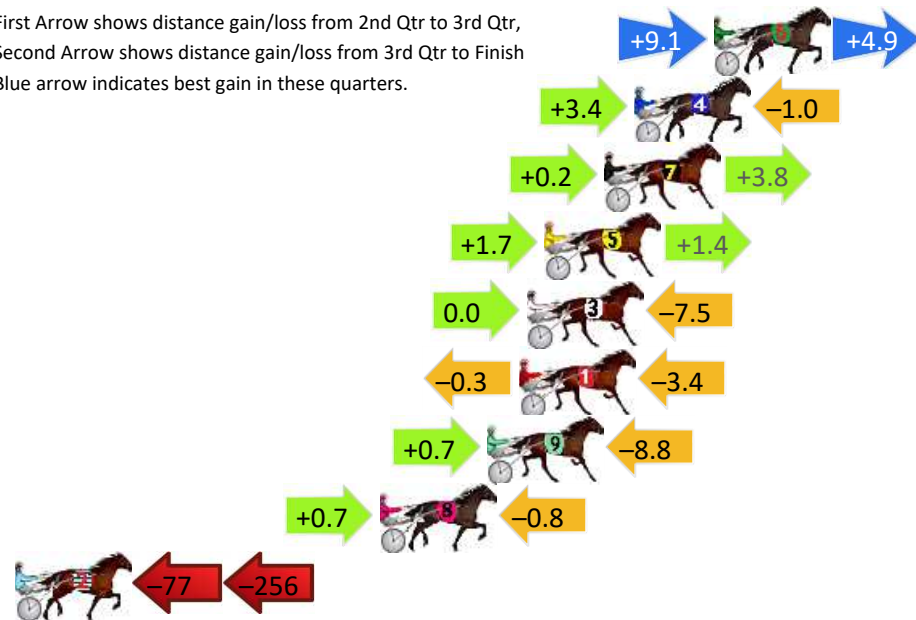
Gross Time: 2:41.60 MileRate: 1:59.90 LeadTime: 40.60s First Qtr: 31.80s Second Qtr: 30.20s Third Qtr: 29.70s Fourth Qtr: 29.30s

DATA TABLE: 800 / 400 Posi's are position from leader and (how wide the horse was at that position)

No	Horse	Plc	Mar	800 Posi	400 Posi	Time	3rd Qtr	4th Qt
6	FLIPTOP BOTTLESHOP	1	0.0m	14.0m (1)	4.9m (3)	2:41.60	29.03s	28.94s
4	IDEAL ANDY	2	3.2m	5.6m (1)	2.2m (2)	2:41.85	29.45s	29.39s
7	SNEAK A PEEK	3	4.4m	8.4m (0)	8.2m (0)	2:41.94	29.68s	29.04s
5	ARK ALERT	4	6.8m	9.9m (1)	8.2m (2)	2:42.12	29.57s	29.22s
3	DONNIE MAC	5	7.5m	0.0m (0)	0.0m (0)	2:42.18	29.70s	29.88s
1	ED MENDES	6	7.8m	4.1m (0)	4.4m (1)	2:42.20	29.72s	29.58s
9	KEAYANG JIGSAW	7	9.1m	1.0m (1)	0.3m (1)	2:42.30	29.65s	29.98s
8	LOVE A BELLE	8	13.4m	13.3m (0)	12.6m (1)	2:42.63	29.64s	29.41s
2	FRESH PRINCE	9	763.6m	431.2m (0)	508.1m (0)	3:40.28	35.12s	50.72s

Finish Position and metres gained

First Arrow shows distance gain/loss from 2nd Qtr to 3rd Qtr, Second Arrow shows distance gain/loss from 3rd Qtr to Finish. Blue arrow indicates best gain in these quarters.



Canberra Race 4 Distance 2170m

Monday, 13 April 2026


Gross Time: 2:38.50 MileRate: 1:57.50 LeadTime: 40.00s First Qtr: 29.30s Second Qtr: 29.20s Third Qtr: 29.20s Fourth Qtr: 30.80s

DATA TABLE: 800 / 400 Posi's are position from leader and (how wide the horse was at that position)

NoHorse	Plc	Mar	800 Posi	400 Posi	Time	3rd Qtr	4th Qt
6 TOOLIJOOA BEACH	1	0.0m	0.0m (0)	0.0m (0)	2:38.50	29.20s	30.80s
5 LIT THE WICK	2	3.4m	9.5m (1)	14.2m (1)	2:38.77	29.57s	30.01s
8 JOETOMO	3	6.4m	5.1m (1)	9.5m (1)	2:39.02	29.54s	30.61s
3 SNAKE OIL	4	23.8m	1.0m (1)	5.9m (1)	2:40.42	29.57s	32.28s
7 NOWHERE NEAR CRAZY	5	36.2m	15.6m (1)	52.6m (1)	2:41.42	31.99s	29.80s
4 WHEN TO WALKAWAY	6	46.6m	4.4m (0)	9.7m (0)	2:42.25	29.60s	33.83s
2 ALWAYS BE BRENDAN	7	59.5m	13.2m (0)	55.8m (0)	2:43.29	32.40s	31.43s
1 THE TALK	8	82.2m	20.1m (0)	57.7m (1)	2:45.12	32.04s	33.12s

Finish Position and metres gained

First Arrow shows distance gain/loss from 2nd Qtr to 3rd Qtr, Second Arrow shows distance gain/loss from 3rd Qtr to Finish. Blue arrow indicates best gain in these quarters.



800

Visual positions in race at 2nd Quarter



400

Visual positions in race at 3rd Quarter



Canberra Race 5 Distance 1770m

Monday, 13 April 2026

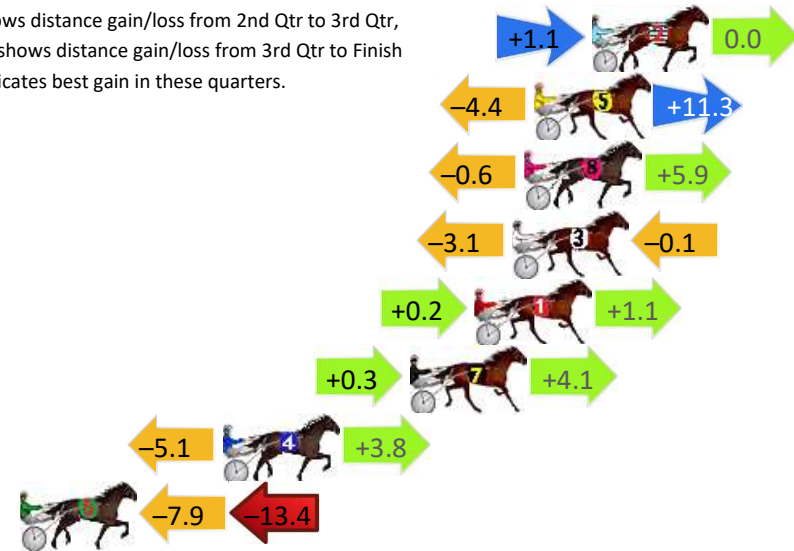
Gross Time: 2:12.10 MileRate: 2:00.10 LeadTime: 11.70s First Qtr: 31.00s Second Qtr: 31.50s Third Qtr: 28.30s Fourth Qtr: 29.60s

DATA TABLE: 800 / 400 Posi's are position from leader and (how wide the horse was at that position)

No	Horse	Plc	Mar	800 Posi	400 Posi	Time	3rd Qtr	4th Qt
2	MILLIE FRANCIS	1	0.0m	1.1m (0)	0.0m (0)	2:12.10	28.22s	29.60s
5	RUDIMENTARY	2	2.3m	9.2m (1)	13.6m (2)	2:12.28	28.63s	28.80s
8	WARRAWEE CRUZIN	3	2.7m	8.0m (2)	8.6m (2)	2:12.31	28.36s	29.19s
3	EYEDIDNTLOSEIT	4	3.2m	0.0m (2)	3.1m (1)	2:12.35	28.52s	29.63s
1	CHRISSY EVE	5	4.7m	6.0m (0)	5.8m (0)	2:12.46	28.30s	29.54s
7	TITIWHA	6	7.3m	11.7m (0)	11.4m (0)	2:12.67	28.30s	29.35s
4	PENCIL ME IN	7	14.8m	13.5m (1)	18.6m (1)	2:13.25	28.69s	29.41s
6	UNCLE CRAIGO	8	22.9m	1.6m (1)	9.5m (1)	2:13.88	28.87s	30.70s

Finish Position and metres gained

First Arrow shows distance gain/loss from 2nd Qtr to 3rd Qtr, Second Arrow shows distance gain/loss from 3rd Qtr to Finish. Blue arrow indicates best gain in these quarters.



800

Visual positions in race at 2nd Quarter



400

Visual positions in race at 3rd Quarter



Canberra Race 6 Distance 1770m

Monday, 13 April 2026


Gross Time: 2:13.00 MileRate: 2:00.90 LeadTime: 11.10s First Qtr: 31.30s Second Qtr: 31.70s Third Qtr: 29.50s Fourth Qtr: 29.40s

DATA TABLE: 800 / 400 Posi's are position from leader and (how wide the horse was at that position)

No	Horse	Plc	Mar	800 Posi	400 Posi	Time	3rd Qtr	4th Qt
5	MICTON MOUSE	1	0.0m	0.0m (0)	0.0m (0)	2:13.00	29.50s	29.40s
3	JAKRYAN	2	1.8m	7.5m (1)	7.1m (1)	2:13.14	29.47s	29.02s
6	OUR ULTIMATE BONNY	3	3.0m	2.6m (1)	2.7m (1)	2:13.23	29.51s	29.43s
2	CANT HEAR YOU	4	3.5m	5.5m (0)	4.1m (0)	2:13.27	29.40s	29.37s
8	PYEKAKARIKI	5	3.6m	13.6m (0)	10.8m (1)	2:13.28	29.29s	28.89s
7	LETSGO MATILDA	6	6.7m	9.6m (0)	7.9m (0)	2:13.52	29.38s	29.34s
9	LETSTACOBOUTIT	7	7.0m	18.6m (0)	9.8m (2)	2:13.54	28.86s	29.22s
4	BARKWAY THOMAS	8	10.5m	12.1m (1)	4.4m (2)	2:13.81	28.93s	29.89s

Finish Position and metres gained

First Arrow shows distance gain/loss from 2nd Qtr to 3rd Qtr, Second Arrow shows distance gain/loss from 3rd Qtr to Finish
Blue arrow indicates best gain in these quarters.



8
0
0

Visual positions in race at 2nd Quarter



4
0
0

Visual positions in race at 3rd Quarter



Canberra Race 7 Distance 1770m

Monday, 13 April 2026



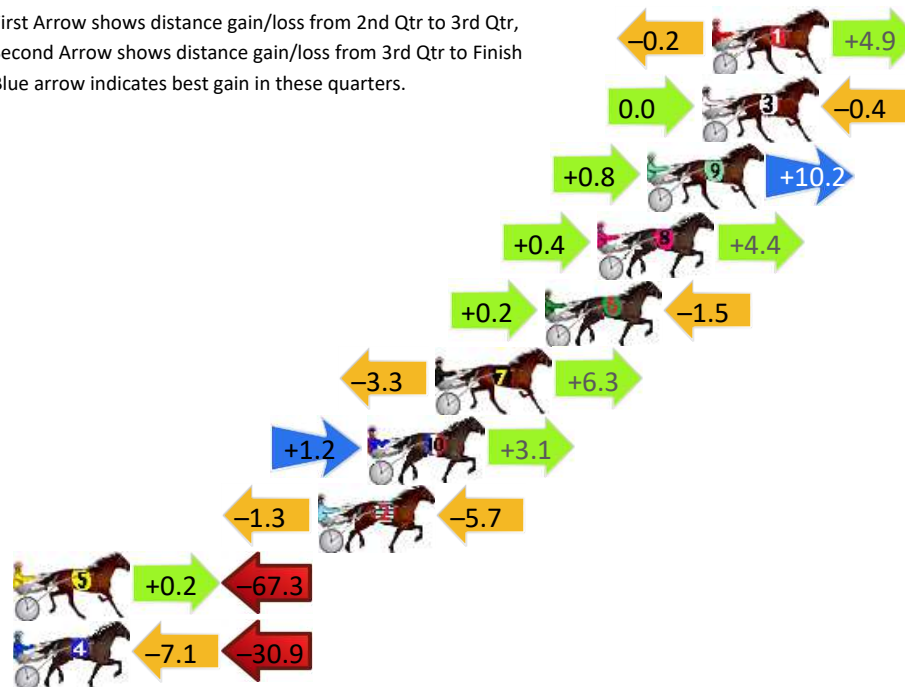
Gross Time: 2:12.20 MileRate: 2:00.20 LeadTime: 11.10s First Qtr: 30.90s Second Qtr: 31.00s Third Qtr: 29.20s Fourth Qtr: 30.00s

DATA TABLE: 800 / 400 Posi's are position from leader and (how wide the horse was at that position)

No	Horse	Plc	Mar	800 Posi	400 Posi	Time	3rd Qtr	4th Qt
1	MAJOR ISSUES	1	0.0m	4.7m (0)	4.9m (0)	2:12.20	29.22s	29.64s
3	MAGIC AS ALWAYS	2	0.4m	0.0m (0)	0.0m (0)	2:12.23	29.20s	30.03s
9	EYES OFF TIGER	3	2.6m	13.6m (1)	12.8m (1)	2:12.40	29.15s	29.26s
8	STINSON	4	4.6m	9.4m (1)	9.0m (1)	2:12.56	29.18s	29.70s
6	BETTORBYTHESEA	5	6.7m	5.4m (1)	5.2m (1)	2:12.73	29.19s	30.15s
7	WORTH EVERY CENT	6	11.1m	14.1m (0)	17.4m (0)	2:13.07	29.46s	29.59s
10	CEEJAY HAICH	7	13.8m	18.1m (1)	16.9m (1)	2:13.28	29.13s	29.84s
2	EDDIETHELEGEND	8	15.8m	8.8m (0)	10.1m (0)	2:13.44	29.30s	30.50s
5	MINOR PREMIER	9	68.1m	1.0m (1)	0.8m (1)	2:17.55	29.19s	35.29s
4	DARK MIRACLE	10	91.2m	53.2m (0)	60.3m (0)	2:19.37	29.78s	32.73s

Finish Position and metres gained

First Arrow shows distance gain/loss from 2nd Qtr to 3rd Qtr, Second Arrow shows distance gain/loss from 3rd Qtr to Finish
Blue arrow indicates best gain in these quarters.



Canberra Race 8 Distance 1770m



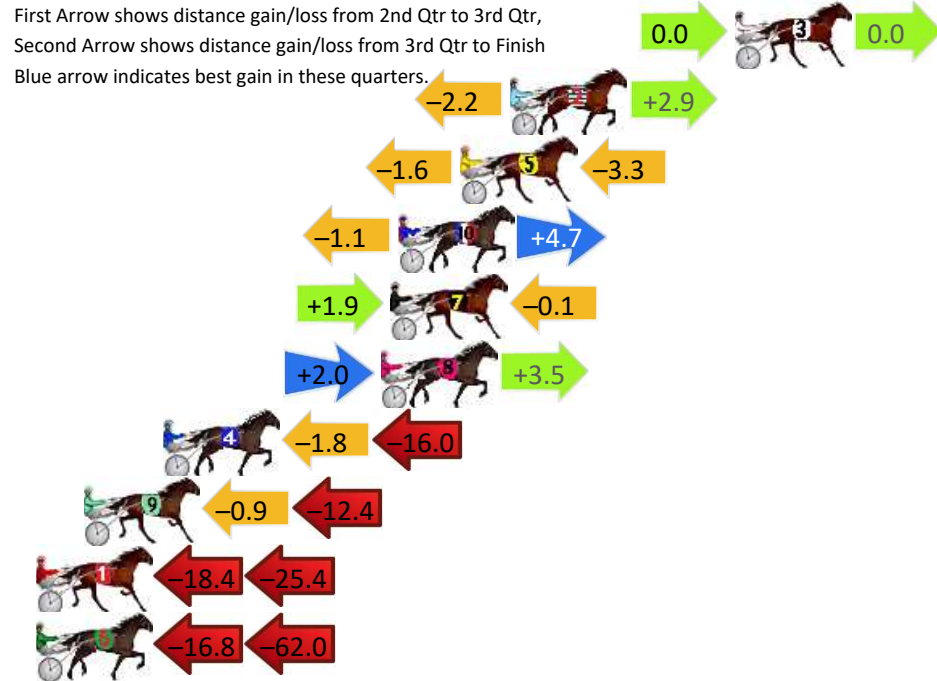
Monday, 13 April 2026

Gross Time: 2:10.60 MileRate: 1:58.80 LeadTime: 11.20s First Qtr: 28.60s Second Qtr: 29.90s Third Qtr: 30.20s Fourth Qtr: 30.70s

DATA TABLE: 800 / 400 Posi's are position from leader and (how wide the horse was at that position)

No	Horse	Plc	Mar	800 Posi	400 Posi	Time	3rd Qtr	4th Qt
3	LOLLIPOP	1	0.0m	0.0m (0)	0.0m (0)	2:10.60	30.20s	30.70s
2	TUFFASOLDBOOTS	2	9.0m	9.7m (0)	11.9m (1)	2:11.32	30.38s	30.52s
5	BONJORGE	3	11.0m	6.1m (1)	7.7m (1)	2:11.48	30.33s	31.00s
10	SAPPHIRE BOY	4	13.5m	17.1m (1)	18.2m (2)	2:11.68	30.31s	30.40s
7	MOVINTOHELLANDBACK	5	13.8m	15.6m (0)	13.7m (0)	2:11.71	30.08s	30.77s
8	ROYAL FOCUS	6	14.2m	19.7m (0)	17.7m (0)	2:11.74	30.08s	30.50s
4	NIFTY SCHOOBEE	7	22.9m	5.1m (0)	6.9m (0)	2:12.44	30.34s	32.02s
9	CHARGING BULL	8	26.1m	12.8m (1)	13.7m (2)	2:12.70	30.29s	31.76s
1	DREAMTIME NALA	9	75.6m	31.8m (0)	50.2m (0)	2:16.67	31.64s	32.97s
6	ROCKETON	10	80.8m	2.0m (1)	18.8m (1)	2:17.09	31.47s	35.77s

Finish Position and metres gained



Canberra Race 9 Distance 1770m

Monday, 13 April 2026

Gross Time: 2:10.30 MileRate: 1:58.40 LeadTime: 11.20s First Qtr: 29.30s Second Qtr: 29.00s Third Qtr: 30.40s Fourth Qtr: 30.40s

DATA TABLE: 800 / 400 Posi's are position from leader and (how wide the horse was at that position)

NoHorse	Plc	Mar	800 Posi	400 Posi	Time	3rd Qtr	4th Qt
3 SASSY MIA	1	0.0m	0.0m (0)	0.0m (0)	2:10.30	30.40s	30.40s
4 MIDNIGHT CRIMES	2	5.6m	4.2m (0)	4.0m (0)	2:10.75	30.40s	30.55s
7 WAITANDSEE	3	7.0m	23.3m (1)	13.2m (2)	2:10.86	29.72s	29.96s
6 ANGELIC ATTITUDE	4	8.8m	5.4m (1)	5.4m (2)	2:11.00	30.42s	30.69s
2 STAR CONNECTION	5	14.3m	23.3m (0)	13.2m (1)	2:11.44	29.72s	30.54s
5 MILLYANO	6	16.3m	0.7m (1)	2.4m (1)	2:11.60	30.53s	31.52s
8 JUDAH	7	19.5m	16.0m (1)	9.0m (2)	2:11.85	29.93s	31.27s
1 SHEBETTORWATCHO UT	8	60.6m	11.1m (0)	16.7m (0)	2:15.12	30.86s	33.96s

Finish Position and metres gained

