

# Menangle Race 1 Distance 1609m

Tuesday, 28 April 2026

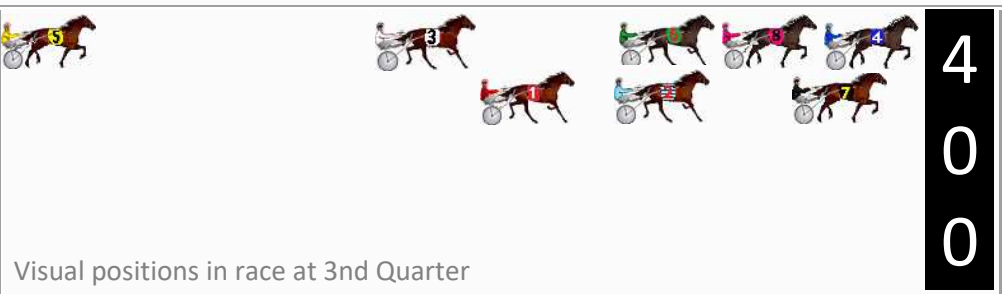
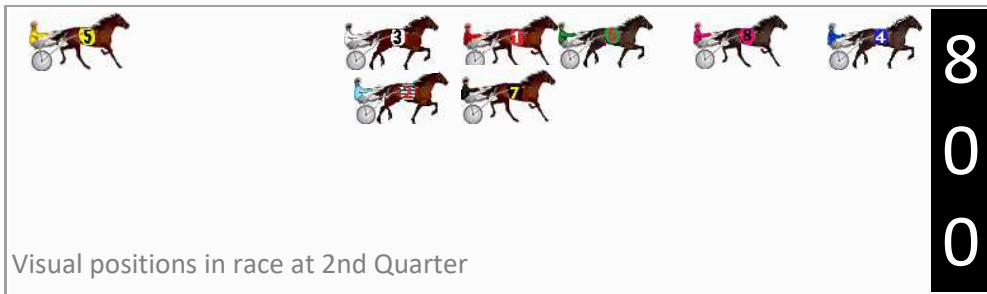
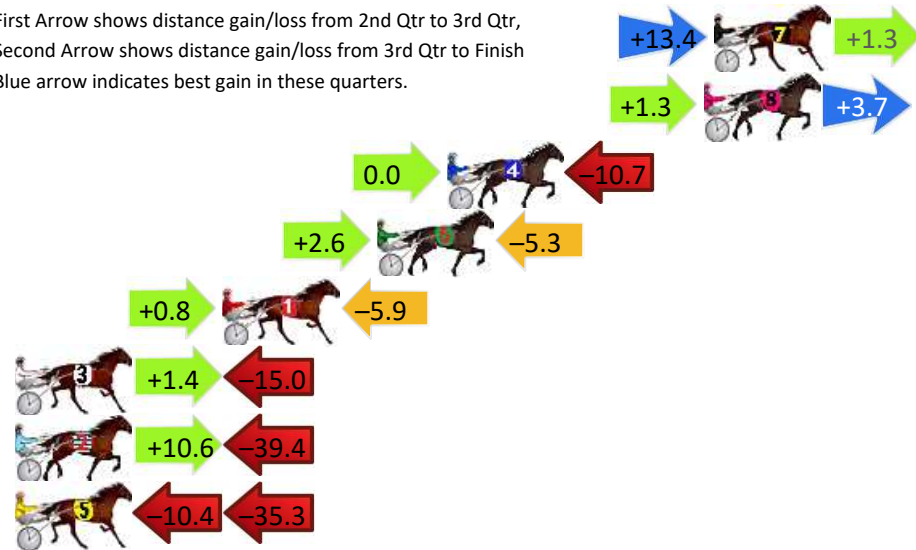
Gross Time: 1:58.60 MileRate: 1:58.60 LeadTime: 0.00s First Qtr: 29.70s Second Qtr: 29.90s Third Qtr: 29.80s Fourth Qtr: 29.20s

DATA TABLE: 800 / 400 Posi's are position from leader and (how wide the horse was at that position)

No	Horse	Plc	Mar	800 Posi	400 Posi	Time	3rd Qtr	4th Qt
7	HILLDALE HILTON	1	0.0m	14.7m (1)	1.3m (1)	1:58.60	28.81s	29.11s
8	CHIEF KENNY	2	0.4m	5.4m (0)	4.1m (0)	1:58.63	29.70s	28.93s
4	SUMTHIN DIFFERENT	3	10.7m	0.0m (0)	0.0m (0)	1:59.42	29.80s	30.02s
6	MAJARO GIRL	4	13.5m	10.8m (0)	8.2m (0)	1:59.63	29.60s	29.63s
1	SAN ANTONIO	5	19.7m	14.6m (0)	13.8m (1)	2:00.11	29.73s	29.69s
3	BLESSEDBETHETOOT H	6	33.0m	19.4m (0)	18.0m (0)	2:01.13	29.68s	30.41s
2	MY FIRST LADY	7	47.8m	19.0m (1)	8.4m (1)	2:02.26	29.01s	32.25s
5	ARETE VIRTUE	8	103.2m	57.5m (0)	67.9m (0)	2:06.50	30.52s	32.12s

## Finish Position and metres gained

First Arrow shows distance gain/loss from 2nd Qtr to 3rd Qtr, Second Arrow shows distance gain/loss from 3rd Qtr to Finish  
Blue arrow indicates best gain in these quarters.



Visual positions in race at 2nd Quarter

Visual positions in race at 3rd Quarter

# Menangle Race 2 Distance 2300m

Tuesday, 28 April 2026


Gross Time: 2:48.70 MileRate: 1:58.10 LeadTime: 49.10s First Qtr: 31.20s Second Qtr: 29.80s Third Qtr: 28.90s Fourth Qtr: 29.70s

DATA TABLE: 800 / 400 Posi's are position from leader and (how wide the horse was at that position)

No	Horse	Plc	Mar	800 Posi	400 Posi	Time	3rd Qtr	4th Qt
10	THE PRIESTESS	1	0.0m	21.0m (1)	9.8m (1)	2:48.70	28.11s	28.99s
9	ALMIGHTY FEAR	2	5.3m	3.9m (0)	3.9m (0)	2:49.11	28.90s	29.83s
3	THEBESTBOURBON	3	5.4m	7.8m (0)	7.7m (0)	2:49.12	28.90s	29.56s
5	SAN JUAN MOUNTAIN	4	6.8m	20.1m (0)	20.5m (1)	2:49.23	28.95s	28.74s
1	LAST CLANSMAN	5	7.3m	16.2m (0)	16.7m (1)	2:49.27	28.95s	29.05s
2	ITZFERGIETIME	6	9.4m	12.0m (0)	12.1m (0)	2:49.43	28.92s	29.55s
7	ALPHA STRIDE	7	12.1m	11.3m (1)	2.1m (1)	2:49.64	28.25s	30.49s
8	VALTINO	8	14.5m	16.0m (1)	6.0m (1)	2:49.83	28.19s	30.39s
4	CHIEF RUNNINGCLOUD	9	15.8m	24.5m (0)	19.1m (2)	2:49.93	28.53s	29.54s
6	MISTER BLINDSIDE	10	17.6m	0.0m (0)	0.0m (0)	2:50.07	28.90s	31.07s


## Finish Position and metres gained

First Arrow shows distance gain/loss from 2nd Qtr to 3rd Qtr, Second Arrow shows distance gain/loss from 3rd Qtr to Finish  
Blue arrow indicates best gain in these quarters.



800

Visual positions in race at 2nd Quarter



400

Visual positions in race at 3rd Quarter



# Menangle Race 3 Distance 1609m

Tuesday, 28 April 2026

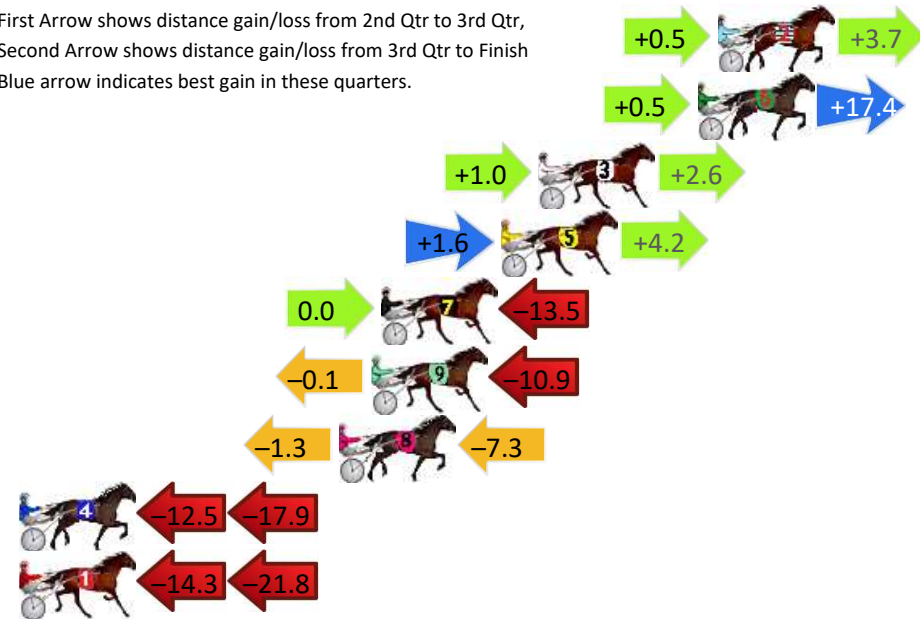
Gross Time: 1:54.10 MileRate: 1:54.10 LeadTime: 0.00s First Qtr: 27.90s Second Qtr: 28.90s Third Qtr: 28.60s Fourth Qtr: 28.70s

DATA TABLE: 800 / 400 Posi's are position from leader and (how wide the horse was at that position)

No	Horse	Plc	Mar	800 Posi	400 Posi	Time	3rd Qtr	4th Qt
2	VESPA STRIDE	1	0.0m	4.2m (0)	3.7m (0)	1:54.10	28.56s	28.44s
6	MADAZALWAYS	2	0.8m	18.7m (1)	18.2m (1)	1:54.16	28.57s	27.47s
3	TRISTAR FOR CHRIS	3	7.2m	10.8m (1)	9.8m (1)	1:54.64	28.53s	28.55s
5	LILS NIGHTMARE	4	8.7m	14.5m (1)	12.9m (0)	1:54.76	28.49s	28.44s
7	WILL I AM	5	13.5m	0.0m (0)	0.0m (0)	1:55.12	28.60s	29.72s
9	MICKEY BE NIMBLE	6	13.9m	2.9m (1)	3.0m (1)	1:55.15	28.61s	29.53s
8	WHAT FOR	7	15.2m	6.6m (1)	7.9m (0)	1:55.25	28.69s	29.29s
4	GET US A TINNY	8	43.9m	13.5m (0)	26.0m (1)	1:57.41	29.49s	30.15s
1	AGIFTFROMTHEANGELS	9	46.0m	9.9m (0)	24.2m (0)	1:57.57	29.62s	30.45s

## Finish Position and metres gained

First Arrow shows distance gain/loss from 2nd Qtr to 3rd Qtr, Second Arrow shows distance gain/loss from 3rd Qtr to Finish  
Blue arrow indicates best gain in these quarters.



800

Visual positions in race at 2nd Quarter



400

Visual positions in race at 3rd Quarter

# Menangle Race 4 Distance 1609m

Tuesday, 28 April 2026

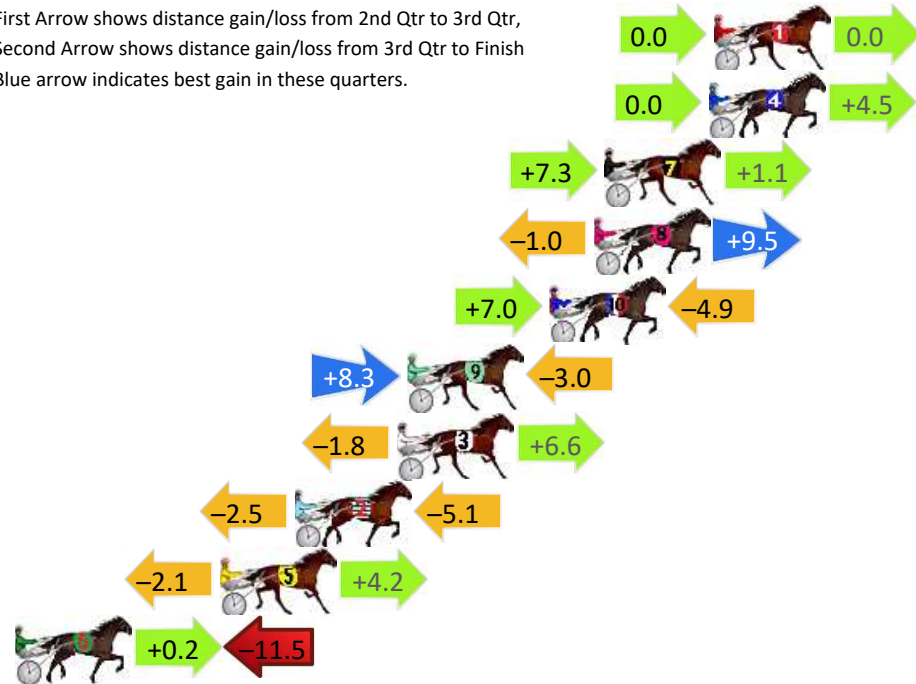
Gross Time: 1:52.70 MileRate: 1:52.70 LeadTime: 0.00s First Qtr: 28.10s Second Qtr: 29.70s Third Qtr: 27.20s Fourth Qtr: 27.70s

DATA TABLE: 800 / 400 Posi's are position from leader and (how wide the horse was at that position)

No	Horse	Plc	Mar	800 Posi	400 Posi	Time	3rd Qtr	4th Qt
1	SOHO PIASTRI	1	0.0m	0.0m (0)	0.0m (0)	1:52.70	27.20s	27.70s
4	YOU ARE MY WISH	2	0.2m	4.7m (0)	4.7m (0)	1:52.71	27.20s	27.39s
7	THIS IS HEAVEN	3	4.4m	12.8m (1)	5.5m (1)	1:53.02	26.71s	27.65s
8	HIGHINDELIGHT	4	4.8m	13.3m (0)	14.3m (1)	1:53.05	27.27s	27.08s
10	KING KASEY	5	6.6m	8.7m (1)	1.7m (1)	1:53.18	26.73s	28.07s
9	KIKI MEISTER	6	12.3m	17.6m (1)	9.3m (1)	1:53.60	26.65s	27.96s
3	EYE CAN EAR AMOUR	7	12.7m	17.5m (0)	19.3m (1)	1:53.63	27.33s	27.31s
2	CANTPLZA MALTEEZA	8	16.8m	9.2m (0)	11.7m (0)	1:53.92	27.38s	28.12s
5	MARRANZANO	9	19.8m	21.9m (0)	24.0m (0)	1:54.14	27.36s	27.50s
6	MEANT TO BE SLOY	10	35.7m	24.4m (1)	24.2m (1)	1:55.30	27.21s	28.65s

## Finish Position and metres gained

First Arrow shows distance gain/loss from 2nd Qtr to 3rd Qtr, Second Arrow shows distance gain/loss from 3rd Qtr to Finish  
Blue arrow indicates best gain in these quarters.



800

Visual positions in race at 2nd Quarter



400

Visual positions in race at 3rd Quarter



# Menangle Race 5 Distance 1609m

Tuesday, 28 April 2026


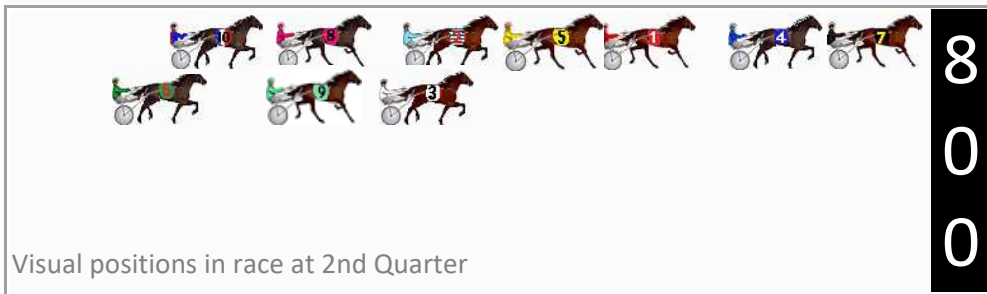

Gross Time: 1:53.30 MileRate: 1:53.30 LeadTime: 0.00s First Qtr: 27.60s Second Qtr: 29.20s Third Qtr: 28.40s Fourth Qtr: 28.10s

DATA TABLE: 800 / 400 Posi's are position from leader and (how wide the horse was at that position)

No	Horse	Plc	Mar	800 Posi	400 Posi	Time	3rd Qtr	4th Qt
7	FIRESTRIKE	1	0.0m	0.0m (0)	0.0m (0)	1:53.30	28.40s	28.10s
4	AMERICAN BOXER	2	3.2m	4.0m (0)	3.7m (0)	1:53.54	28.38s	28.08s
5	RIO DE JANEIRO BLUE	3	6.7m	13.0m (0)	11.7m (0)	1:53.79	28.30s	27.77s
3	JACQUELINE ROSE	4	9.7m	18.0m (1)	7.0m (1)	1:54.02	27.63s	28.32s
9	ULTIMATE WEAPON	5	11.0m	22.5m (1)	11.0m (1)	1:54.11	27.59s	28.14s
2	BIRDY GAL	6	13.0m	17.0m (0)	15.6m (1)	1:54.26	28.29s	27.97s
1	ROCK ASSET	7	15.3m	9.1m (0)	8.0m (0)	1:54.43	28.32s	28.67s
8	EXPLOSIVE BRONSKI	8	17.1m	22.1m (0)	19.9m (0)	1:54.56	28.24s	27.96s
10	WILLS WAY	9	19.8m	26.4m (0)	26.8m (0)	1:54.76	28.42s	27.68s
6	HYKEEPMEPOSTED	10	20.4m	28.7m (1)	18.6m (2)	1:54.81	27.68s	28.30s

## Finish Position and metres gained

First Arrow shows distance gain/loss from 2nd Qtr to 3rd Qtr, Second Arrow shows distance gain/loss from 3rd Qtr to Finish  
Blue arrow indicates best gain in these quarters.



# Menangle Race 6 Distance 1609m

Tuesday, 28 April 2026

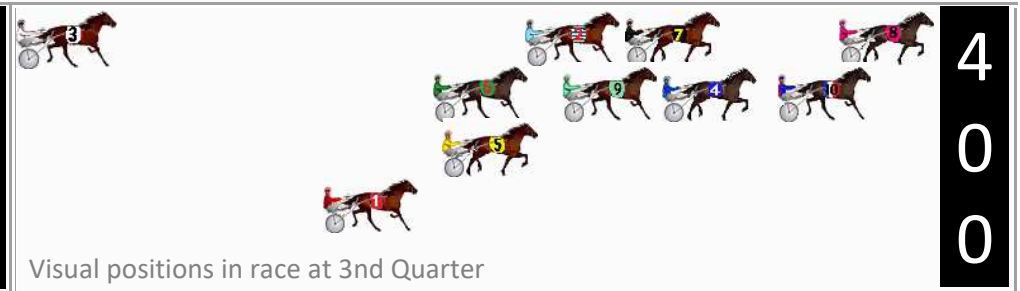


Gross Time: 1:52.30 MileRate: 1:52.30 LeadTime: 0.00s First Qtr: 26.80s Second Qtr: 29.40s Third Qtr: 27.60s Fourth Qtr: 28.50s

DATA TABLE: 800 / 400 Posi's are position from leader and (how wide the horse was at that position)

No	Horse	Plc	Mar	800 Posi	400 Posi	Time	3rd Qtr	4th Qt
9	INDASKY	1	0.0m	9.7m (1)	11.1m (1)	1:52.30	27.71s	27.73s
10	VINKE B	2	1.1m	1.3m (1)	2.5m (1)	1:52.38	27.69s	28.41s
2	TOORAM CEE CEE	3	10.2m	9.3m (0)	12.6m (0)	1:53.06	27.84s	28.38s
6	BETTORLIGHTEM UP	4	15.6m	13.7m (0)	16.3m (1)	1:53.47	27.79s	28.53s
1	BETTINE	5	18.4m	18.1m (0)	20.7m (3)	1:53.68	27.80s	28.44s
5	HEAVENLY REASON	6	20.1m	14.1m (1)	15.9m (2)	1:53.80	27.74s	28.90s
7	DUTY OF CARE	7	20.4m	5.0m (0)	8.6m (0)	1:53.83	27.86s	29.43s
4	LOCHIEL	8	21.6m	5.7m (1)	7.1m (1)	1:53.92	27.71s	29.62s
8	PARTY CENTRAL	9	39.4m	0.0m (0)	0.0m (0)	1:55.25	27.60s	31.45s
3	THERES WALLY	10	61.8m	36.2m (0)	39.9m (0)	1:56.93	27.90s	30.35s

## Finish Position and metres gained

First Arrow shows distance gain/loss from 2nd Qtr to 3rd Qtr, Second Arrow shows distance gain/loss from 3rd Qtr to Finish  
Blue arrow indicates best gain in these quarters.



# Menangle Race 7 Distance 1609m

Tuesday, 28 April 2026


Gross Time: 1:52.80 MileRate: 1:52.80 LeadTime: 0.00s First Qtr: 27.70s Second Qtr: 29.00s Third Qtr: 27.90s Fourth Qtr: 28.20s

DATA TABLE: 800 / 400 Posi's are position from leader and (how wide the horse was at that position)

NoHorse	Plc	Mar	800 Posi	400 Posi	Time	3rd Qtr	4th Qt
8 TITIAN RAIDER	1	0.0m	2.4m (1)	3.1m (1)	1:52.80	27.95s	27.99s
5 CAULONIA COURAGE	2	2.2m	0.0m (0)	0.0m (0)	1:52.96	27.90s	28.36s
2 SPIRIT OF ARION	3	5.8m	4.6m (0)	5.2m (0)	1:53.23	27.94s	28.27s
7 WESTERN STYLE	4	7.2m	13.6m (0)	13.2m (0)	1:53.33	27.88s	27.81s
9 MYTH YOU ALREADY	5	9.4m	19.2m (1)	15.3m (2)	1:53.50	27.64s	27.83s
1 CLEAR LEFT	6	10.1m	8.7m (0)	9.2m (0)	1:53.55	27.94s	28.31s
4 THE EX HORSEIST	7	10.6m	14.8m (1)	15.1m (1)	1:53.59	27.93s	27.93s
3 ADMIRABLE	8	11.1m	10.8m (1)	11.1m (1)	1:53.62	27.93s	28.25s
10 GREATGREAT BOULDER	9	18.8m	17.6m (0)	17.2m (0)	1:54.19	27.88s	28.39s
6 NICK OF TIME	10	20.9m	6.8m (1)	7.4m (1)	1:54.35	27.95s	29.23s

## Finish Position and metres gained

First Arrow shows distance gain/loss from 2nd Qtr to 3rd Qtr, Second Arrow shows distance gain/loss from 3rd Qtr to Finish  
Blue arrow indicates best gain in these quarters.



800

Visual positions in race at 2nd Quarter



400

Visual positions in race at 3rd Quarter



# Menangle Race 8 Distance 1609m

Tuesday, 28 April 2026


Gross Time: 1:53.90 MileRate: 1:53.90 LeadTime: 0.00s First Qtr: 27.50s Second Qtr: 30.60s Third Qtr: 28.60s Fourth Qtr: 27.20s

DATA TABLE: 800 / 400 Posi's are position from leader and (how wide the horse was at that position)

No	Horse	Plc	Mar	800 Posi	400 Posi	Time	3rd Qtr	4th Qt
3	CASH AND BLING	1	0.0m	11.4m (1)	8.6m (1)	1:53.90	28.39s	26.61s
5	ALFNALMA	2	1.3m	0.0m (0)	0.0m (0)	1:53.99	28.60s	27.29s
7	LENNETH	3	2.0m	2.7m (1)	1.1m (1)	1:54.04	28.49s	27.27s
1	LUVARESCHS	4	3.3m	4.5m (0)	4.0m (0)	1:54.14	28.56s	27.16s
6	JETTER SON	5	4.7m	15.3m (1)	13.4m (2)	1:54.24	28.44s	26.61s
10	BORROWED TIME	6	5.7m	12.4m (0)	12.4m (0)	1:54.31	28.58s	26.75s
9	ACTION MAJOR	7	6.3m	8.4m (0)	8.4m (0)	1:54.35	28.58s	27.07s
8	RED REACTOR	8	15.3m	19.5m (1)	17.1m (2)	1:55.00	28.40s	27.11s
2	SILVER PISTOL	9	15.4m	7.2m (1)	4.8m (1)	1:55.00	28.43s	27.97s
4	KING TIGER	10	18.1m	17.2m (0)	16.4m (0)	1:55.20	28.52s	27.36s

## Finish Position and metres gained

First Arrow shows distance gain/loss from 2nd Qtr to 3rd Qtr, Second Arrow shows distance gain/loss from 3rd Qtr to Finish Blue arrow indicates best gain in these quarters.



800

Visual positions in race at 2nd Quarter



400

Visual positions in race at 3rd Quarter

