

Bathurst Race 1 Distance 2260m

Wednesday, 29 April 2026


Gross Time: 2:45.10 MileRate: 1:57.60 LeadTime: 49.40s First Qtr: 30.50s Second Qtr: 29.20s Third Qtr: 27.90s Fourth Qtr: 28.10s

DATA TABLE: 800 / 400 Posi's are position from leader and (how wide the horse was at that position)

No	Horse	Plc	Mar	800 Posi	400 Posi	Time	3rd Qtr	4th Qt
2	ARTISTIC SCOTT	1	0.0m	0.0m (0)	0.0m (0)	2:45.10	27.90s	28.10s
9	PAS DE CHEVAL	2	5.0m	8.9m (0)	9.2m (0)	2:45.47	27.92s	27.83s
1	SHAZADELE	3	8.1m	4.6m (0)	5.2m (0)	2:45.70	27.94s	28.34s
10	IM DESIRABLE	4	10.9m	10.2m (1)	8.9m (1)	2:45.91	27.81s	28.29s
6	THE ROGUE I AM	5	11.4m	17.3m (0)	16.7m (1)	2:45.94	27.86s	27.78s
8	BETTOR KEPPEL	6	13.5m	5.9m (1)	4.9m (1)	2:46.10	27.83s	28.76s
3	ONTHADARKSIDE	7	14.3m	13.3m (0)	13.2m (0)	2:46.16	27.90s	28.24s
4	ART OF TERROR	8	18.6m	14.3m (1)	12.9m (1)	2:46.47	27.81s	28.57s
7	HELLO I TEA	9	21.1m	21.6m (0)	19.8m (2)	2:46.66	27.78s	28.28s
5	MAMMALS GIRL	10	24.4m	18.3m (1)	16.1m (2)	2:46.90	27.75s	28.78s

Finish Position and metres gained

First Arrow shows distance gain/loss from 2nd Qtr to 3rd Qtr,
Second Arrow shows distance gain/loss from 3rd Qtr to Finish
Blue arrow indicates best gain in these quarters.



800

Visual positions in race at 2nd Quarter



400

Visual positions in race at 3rd Quarter



Bathurst Race 2 Distance 1730m

Wednesday, 29 April 2026

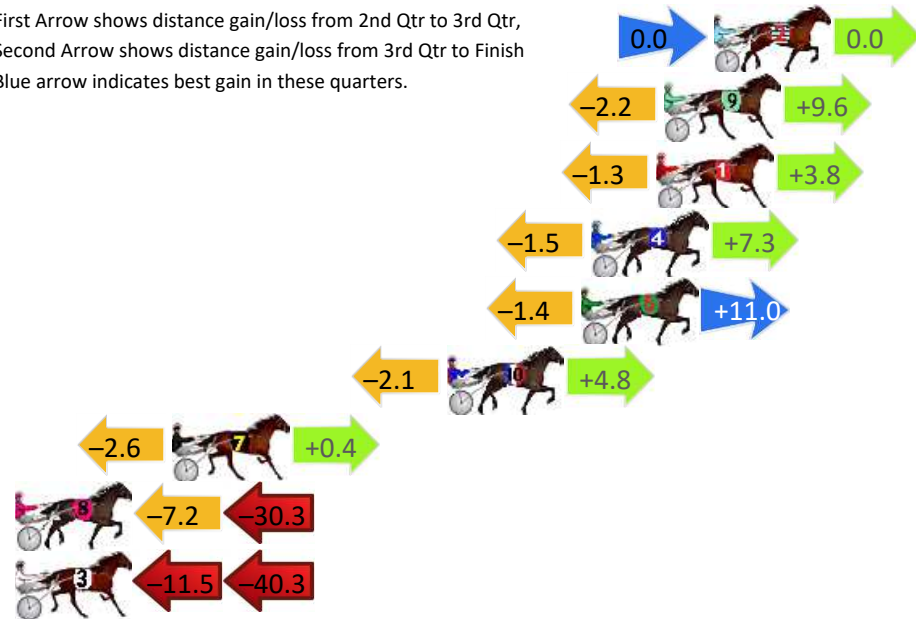
Gross Time: 2:04.70 MileRate: 1:56.00 LeadTime: 8.20s First Qtr: 28.40s Second Qtr: 29.80s Third Qtr: 28.30s Fourth Qtr: 30.00s

DATA TABLE: 800 / 400 Posi's are position from leader and (how wide the horse was at that position)

No	Horse	Plc	Mar	800 Posi	400 Posi	Time	3rd Qtr	4th Qt
2	ALTA DOWNS	1	0.0m	0.0m (0)	0.0m (0)	2:04.70	28.30s	30.00s
9	BOLZANO	2	2.0m	9.4m (0)	11.6m (0)	2:04.86	28.48s	29.32s
1	NEVERTOOLATE	3	2.3m	4.8m (0)	6.1m (0)	2:04.88	28.40s	29.74s
4	REVEILLE JET	4	4.9m	10.7m (1)	12.2m (2)	2:05.09	28.43s	29.51s
6	HALL MOST AN ANGEL	5	5.3m	14.9m (1)	16.3m (2)	2:05.12	28.43s	29.24s
10	STAY STRONG	6	10.7m	13.4m (0)	15.5m (0)	2:05.54	28.48s	29.72s
7	LOYOLA SPIAGGIA	7	21.7m	19.5m (1)	22.1m (2)	2:06.41	28.53s	30.11s
8	VALDEZZ	8	39.4m	1.9m (1)	9.1m (1)	2:07.80	28.83s	32.44s
3	SECURITY CHECK	9	58.2m	6.4m (1)	17.9m (1)	2:09.27	29.15s	33.27s

Finish Position and metres gained

First Arrow shows distance gain/loss from 2nd Qtr to 3rd Qtr, Second Arrow shows distance gain/loss from 3rd Qtr to Finish. Blue arrow indicates best gain in these quarters.



800

Visual positions in race at 2nd Quarter



400

Visual positions in race at 3rd Quarter



Bathurst Race 3 Distance 1730m

Wednesday, 29 April 2026

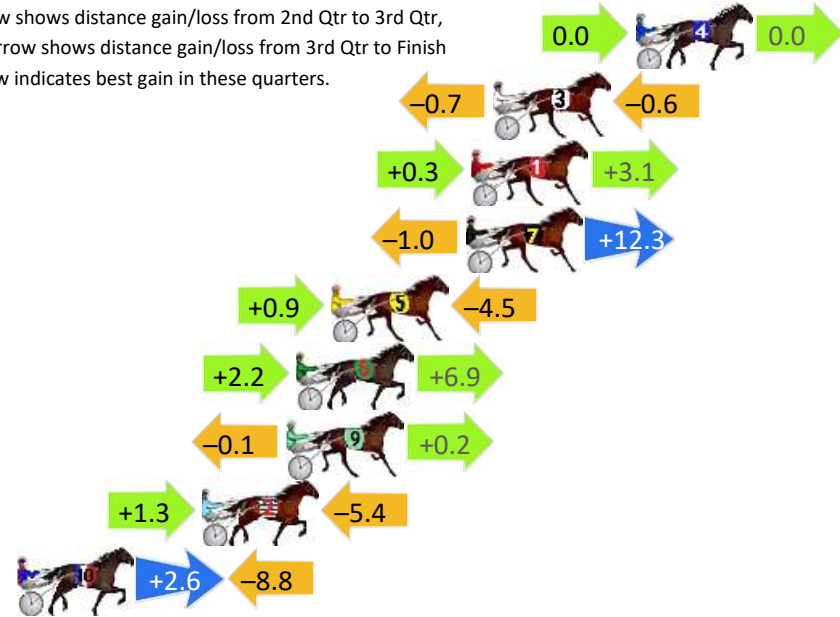
Gross Time: 2:02.30 MileRate: 1:53.80 LeadTime: 8.40s First Qtr: 28.30s Second Qtr: 29.10s Third Qtr: 27.50s Fourth Qtr: 29.00s

DATA TABLE: 800 / 400 Posi's are position from leader and (how wide the horse was at that position)

No	Horse	Plc	Mar	800 Posi	400 Posi	Time	3rd Qtr	4th Qt
4	NICELY SPOKEN	1	0.0m	0.0m (0)	0.0m (0)	2:02.30	27.50s	29.00s
3	ASTRAL STRIDE	2	5.7m	4.4m (0)	5.1m (0)	2:02.73	27.56s	29.07s
1	COLLECT A DIME	3	6.6m	10.0m (0)	9.7m (0)	2:02.80	27.50s	28.82s
7	SKYS LEGACY	4	6.8m	18.1m (0)	19.1m (1)	2:02.82	27.60s	28.18s
5	VAMOS	5	12.2m	8.6m (1)	7.7m (1)	2:03.23	27.45s	29.39s
6	STUDLEIGH MELISE	6	13.6m	22.7m (1)	20.5m (2)	2:03.33	27.39s	28.59s
9	MOS LONDON	7	14.0m	14.1m (0)	14.2m (1)	2:03.37	27.54s	29.07s
2	OBADIAH DRAGON	8	17.4m	13.3m (1)	12.0m (2)	2:03.62	27.43s	29.48s
10	A TRUE LOVE	9	24.8m	18.6m (1)	16.0m (2)	2:04.19	27.35s	29.77s

Finish Position and metres gained

First Arrow shows distance gain/loss from 2nd Qtr to 3rd Qtr, Second Arrow shows distance gain/loss from 3rd Qtr to Finish
Blue arrow indicates best gain in these quarters.



800

Visual positions in race at 2nd Quarter



400

Visual positions in race at 3rd Quarter

Bathurst Race 4 Distance 1730m

Wednesday, 29 April 2026


Gross Time: 2:05.40 MileRate: 1:56.70 LeadTime: 8.90s First Qtr: 27.80s Second Qtr: 30.30s Third Qtr: 28.90s Fourth Qtr: 29.50s

DATA TABLE: 800 / 400 Posi's are position from leader and (how wide the horse was at that position)

No	Horse	Plc	Mar	800 Posi	400 Posi	Time	3rd Qtr	4th Qt
9	LOVE A BELLE	1	0.0m	12.7m (1)	11.0m (2)	2:05.40	28.79s	28.70s
6	RIVIERE	2	0.5m	5.6m (0)	5.0m (0)	2:05.44	28.86s	29.18s
8	TREACHEROUS BELLE	3	1.2m	21.0m (1)	19.3m (2)	2:05.49	28.79s	28.19s
5	GIFTED BRIGADE	4	2.7m	14.8m (0)	13.2m (0)	2:05.61	28.80s	28.75s
4	LADY OF HOPE	5	5.3m	23.1m (0)	21.5m (0)	2:05.81	28.80s	28.35s
2	LAYLA SHANNON	6	8.6m	8.2m (1)	8.0m (1)	2:06.07	28.89s	29.59s
7	LUCKY PUNT	7	9.3m	18.9m (0)	17.6m (0)	2:06.12	28.82s	28.94s
10	KEAYANG GALLIANO	8	12.6m	0.0m (0)	0.0m (0)	2:06.37	28.90s	30.47s
1	IM JUST SAYIN	9	12.7m	10.0m (0)	9.4m (0)	2:06.38	28.86s	29.80s
3	SHE MAYBE BETTOR	10	24.5m	16.6m (1)	15.7m (1)	2:07.29	28.85s	30.25s

Finish Position and metres gained

First Arrow shows distance gain/loss from 2nd Qtr to 3rd Qtr, Second Arrow shows distance gain/loss from 3rd Qtr to Finish
Blue arrow indicates best gain in these quarters.



800

Visual positions in race at 2nd Quarter



400

Visual positions in race at 3rd Quarter



Bathurst Race 5 Distance 2260m

Wednesday, 29 April 2026

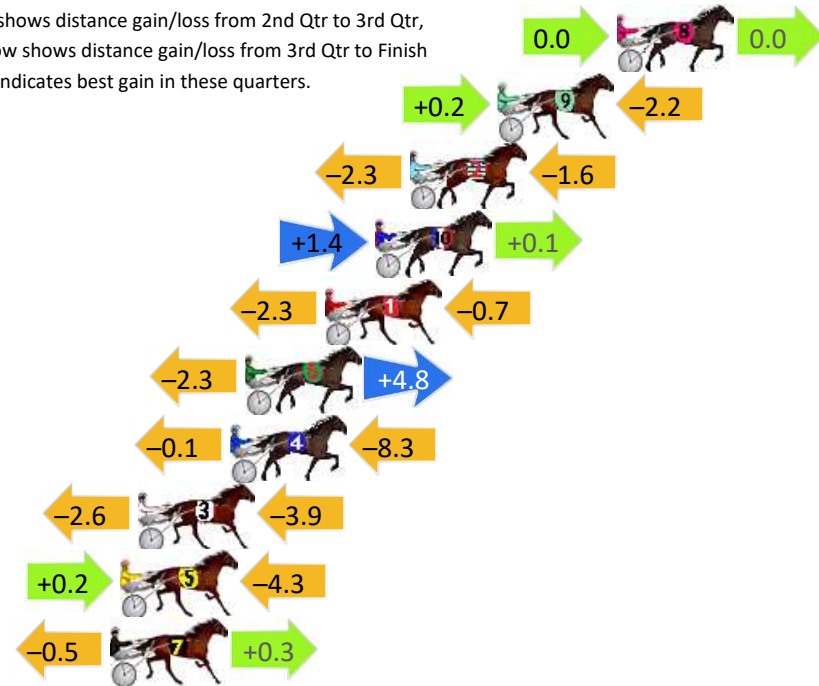
Gross Time: 2:42.60 MileRate: 1:55.80 LeadTime: 46.80s First Qtr: 30.80s Second Qtr: 29.40s Third Qtr: 27.80s Fourth Qtr: 27.80s

DATA TABLE: 800 / 400 Posi's are position from leader and (how wide the horse was at that position)

No	Horse	Plc	Mar	800 Posi	400 Posi	Time	3rd Qtr	4th Qt
8	VITE MONET	1	0.0m	0.0m (0)	0.0m (0)	2:42.60	27.80s	27.80s
9	JORGE STREET	2	4.8m	2.8m (1)	2.6m (1)	2:42.95	27.79s	27.97s
2	HUNTER SHANNON	3	8.3m	4.4m (0)	6.7m (0)	2:43.21	27.96s	27.95s
10	LOYALIST	4	9.7m	11.2m (1)	9.8m (2)	2:43.31	27.71s	27.83s
1	CARBAGANOOSH	5	11.7m	8.7m (0)	11.0m (0)	2:43.46	27.96s	27.90s
6	TENMINUTES	6	14.9m	17.4m (0)	19.7m (0)	2:43.69	27.96s	27.53s
4	JUSTA DRAGON	7	15.5m	7.1m (1)	7.2m (1)	2:43.73	27.81s	28.43s
3	MCLEAN	8	19.2m	12.7m (0)	15.3m (0)	2:44.00	27.98s	28.14s
5	HEZ DUSTY	9	19.9m	15.8m (1)	15.6m (2)	2:44.05	27.79s	28.17s
7	SAINT VERAN	10	20.3m	20.1m (1)	20.6m (1)	2:44.08	27.83s	27.86s

Finish Position and metres gained

First Arrow shows distance gain/loss from 2nd Qtr to 3rd Qtr,
Second Arrow shows distance gain/loss from 3rd Qtr to Finish
Blue arrow indicates best gain in these quarters.



800

Visual positions in race at 2nd Quarter



400

Visual positions in race at 3rd Quarter



Bathurst Race 6 Distance 1730m

Wednesday, 29 April 2026


Gross Time: 2:04.80 MileRate: 1:56.10 LeadTime: 8.70s First Qtr: 28.00s Second Qtr: 31.30s Third Qtr: 28.30s Fourth Qtr: 28.50s

DATA TABLE: 800 / 400 Posi's are position from leader and (how wide the horse was at that position)

No	Horse	Plc	Mar	800 Posi	400 Posi	Time	3rd Qtr	4th Qt
9	KENZIE SHANNON	1	0.0m	8.5m (0)	8.2m (0)	2:04.80	28.28s	27.92s
1	YA RACIN ARLO	2	0.8m	4.0m (0)	4.0m (0)	2:04.86	28.30s	28.28s
2	ROCKIN IN PARADISE	3	1.2m	0.0m (0)	0.0m (0)	2:04.89	28.30s	28.59s
4	ZOLTON	4	10.9m	12.5m (0)	12.5m (0)	2:05.62	28.30s	28.44s
6	TASBMIKI	5	11.8m	4.4m (1)	4.8m (1)	2:05.68	28.33s	29.04s
5	THEYCALLMEBRUCE	6	19.4m	9.0m (1)	9.4m (2)	2:06.25	28.33s	29.29s
8	SMOOTH BUCKAROO	7	22.2m	20.8m (2)	4.0m (2)	2:06.46	27.12s	29.88s
7	ALWAYS LIGHTNING	8	22.6m	22.6m (1)	12.2m (3)	2:06.49	27.57s	29.33s
3	BABLING BABLING	9	22.7m	13.5m (1)	13.9m (1)	2:06.50	28.33s	29.22s
10	ULTIMATE EMPIRE	10	27.9m	18.1m (1)	15.3m (4)	2:06.89	28.11s	29.51s

Finish Position and metres gained

First Arrow shows distance gain/loss from 2nd Qtr to 3rd Qtr, Second Arrow shows distance gain/loss from 3rd Qtr to Finish Blue arrow indicates best gain in these quarters.



800

Visual positions in race at 2nd Quarter



400

Visual positions in race at 3rd Quarter



Bathurst Race 7 Distance 1730m

Wednesday, 29 April 2026



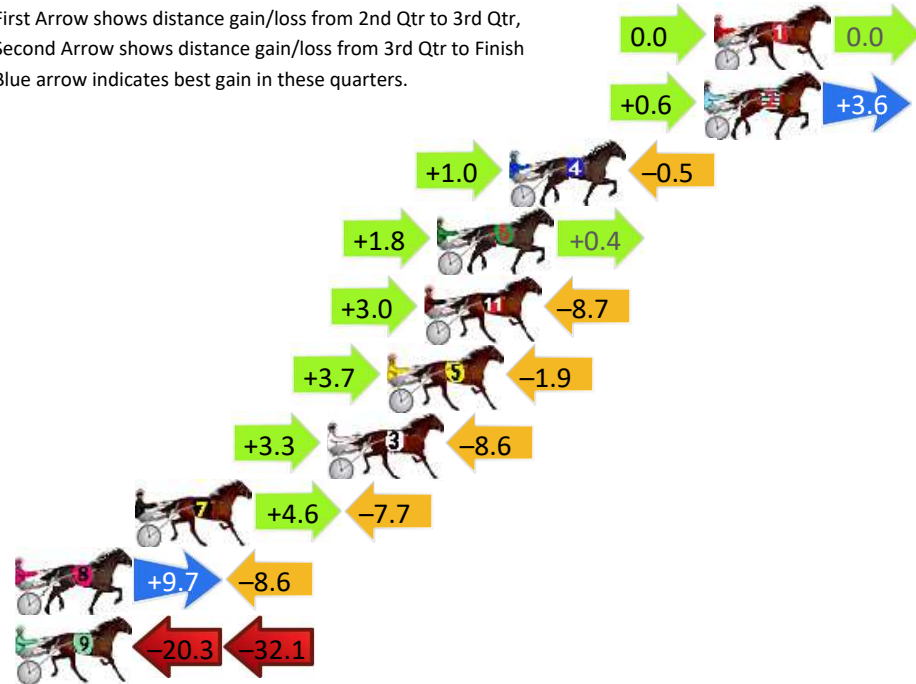
Gross Time: 2:06.70 MileRate: 1:57.90 LeadTime: 8.30s First Qtr: 30.60s Second Qtr: 31.60s Third Qtr: 27.90s Fourth Qtr: 28.30s

DATA TABLE: 800 / 400 Posi's are position from leader and (how wide the horse was at that position)

No	Horse	Plc	Mar	800 Posi	400 Posi	Time	3rd Qtr	4th Qt
1	LEXY BELLE	1	0.0m	0.0m (0)	0.0m (0)	2:06.70	27.90s	28.30s
2	NIGHT WITCH	2	0.4m	4.6m (0)	4.0m (0)	2:06.73	27.86s	28.05s
4	STARBASE	3	8.2m	8.7m (0)	7.7m (0)	2:07.31	27.84s	28.37s
6	VALENTINE GIRL	4	11.1m	13.3m (0)	11.5m (0)	2:07.53	27.78s	28.33s
11	BORDENTOWN	5	11.6m	5.9m (1)	2.9m (1)	2:07.56	27.69s	28.96s
5	AUNTY MEL	6	13.1m	14.9m (1)	11.2m (1)	2:07.67	27.65s	28.49s
3	JUSTAQUICKSCHOONER	7	15.5m	10.2m (1)	6.9m (1)	2:07.85	27.67s	28.97s
7	OUR LITTLE BART	8	23.2m	20.1m (1)	15.5m (1)	2:08.43	27.59s	28.95s
8	MY SHIRAZ	9	28.9m	30.0m (0)	20.3m (0)	2:08.85	27.24s	29.03s
9	CUT OF THE CASH	10	93.4m	41.0m (0)	61.3m (0)	2:13.64	29.34s	30.96s

Finish Position and metres gained

First Arrow shows distance gain/loss from 2nd Qtr to 3rd Qtr, Second Arrow shows distance gain/loss from 3rd Qtr to Finish
Blue arrow indicates best gain in these quarters.



Bathurst Race 8 Distance 1730m

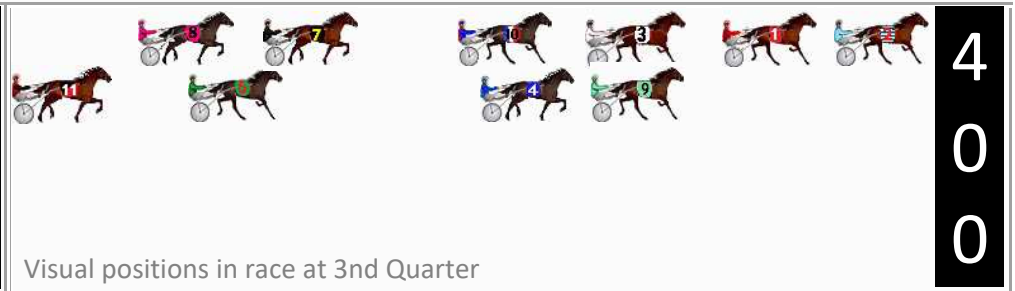

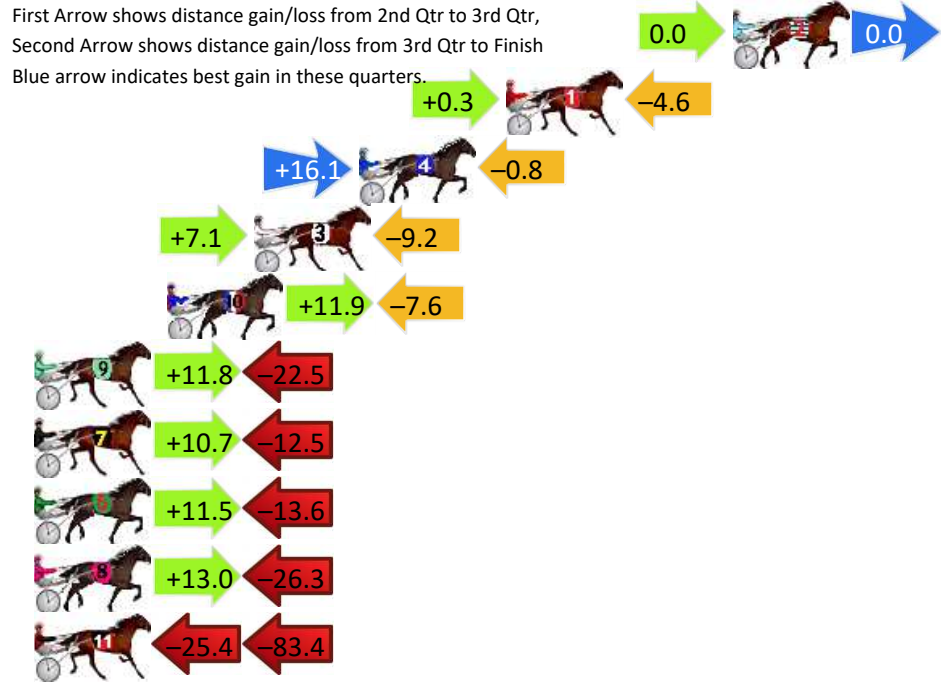
Wednesday, 29 April 2026

Gross Time: 2:04.20 MileRate: 1:55.60 LeadTime: 8.10s First Qtr: 30.10s Second Qtr: 28.30s Third Qtr: 28.70s Fourth Qtr: 29.00s

DATA TABLE: 800 / 400 Posi's are position from leader and (how wide the horse was at that position)

No	Horse	Plc	Mar	800 Posi	400 Posi	Time	3rd Qtr	4th Qt
2	SEAMEINTHECITY	1	0.0m	0.0m (0)	0.0m (0)	2:04.20	28.70s	29.00s
1	SUNLIGHT STRIDE	2	9.1m	4.8m (0)	4.5m (0)	2:04.89	28.68s	29.37s
4	CENT FOR PLEASURE	3	15.0m	30.3m (1)	14.2m (1)	2:05.34	27.59s	29.12s
3	REDEMPTION MISS	4	19.2m	17.1m (0)	10.0m (0)	2:05.66	28.22s	29.74s
10	PLEASANT HEIGHTS	5	22.7m	27.0m (0)	15.1m (0)	2:05.93	27.88s	29.65s
9	BETS ON HEAVEN	6	32.3m	21.6m (0)	9.8m (1)	2:06.66	27.88s	30.76s
7	GAELIC SPIRIT	7	35.4m	33.6m (0)	22.9m (0)	2:06.89	27.98s	30.05s
6	YA RACIN DASH	8	39.5m	37.4m (1)	25.9m (1)	2:07.21	27.93s	30.15s
8	OH HEY BOO	9	54.2m	40.9m (0)	27.9m (0)	2:08.32	27.82s	31.12s
11	GUARDED PROGNOSIS	10	247.1m	138.3m (1)	163.7m (1)	2:23.00	30.71s	36.06s

Finish Position and metres gained



Bathurst Race 9 Distance 2260m

Wednesday, 29 April 2026

Gross Time: 2:51.30 MileRate: 2:02.00 LeadTime: 48.80s First Qtr: 32.00s Second Qtr: 31.70s Third Qtr: 29.40s Fourth Qtr: 29.40s

DATA TABLE: 800 / 400 Posi's are position from leader and (how wide the horse was at that position)

No	Horse	Plc	Mar	800 Posi	400 Posi	Time	3rd Qtr	4th Qt
6	LLANFAIR ROCKY	1	0.0m	9.7m (1)	9.9m (1)	2:51.30	29.41s	28.68s
3	STUDLEIGH TITANIUM	2	0.1m	1.0m (1)	0.0m (1)	2:51.31	29.33s	29.41s
4	BOPPER	3	0.2m	14.1m (1)	13.7m (1)	2:51.32	29.37s	28.42s
7	HARVEYS TOOTH	4	4.2m	5.6m (1)	5.8m (1)	2:51.62	29.41s	29.30s
1	A TRUE PHENOMENON	5	6.8m	3.8m (0)	6.3m (0)	2:51.82	29.58s	29.46s
8	ROWLEY MINT	6	11.8m	23.0m (0)	19.2m (1)	2:52.21	29.12s	28.91s
9	HERESHOPINGSHAN NON	7	11.9m	8.2m (0)	10.1m (0)	2:52.22	29.54s	29.58s
10	FOGWATCH	8	15.2m	12.6m (0)	14.5m (0)	2:52.47	29.54s	29.51s
5	MONSTER MINT	9	17.3m	17.5m (0)	18.6m (0)	2:52.63	29.48s	29.37s
2	BETTORBYTHESEA	10	24.7m	0.0m (0)	2.5m (0)	2:53.20	29.58s	31.12s

Finish Position and metres gained

First Arrow shows distance gain/loss from 2nd Qtr to 3rd Qtr, Second Arrow shows distance gain/loss from 3rd Qtr to Finish
Blue arrow indicates best gain in these quarters.

