

Penrith Race 1 Distance 2125m

Thursday, 30 April 2026


Gross Time: 2:37.40 MileRate: 1:59.20 LeadTime: 37.90s First Qtr: 31.70s Second Qtr: 30.70s Third Qtr: 28.20s Fourth Qtr: 28.90s

DATA TABLE: 800 / 400 Posi's are position from leader and (how wide the horse was at that position)

No	Horse	Plc	Mar	800 Posi	400 Posi	Time	3rd Qtr	4th Qt
3	MAC THUNDER	1	0.0m	9.7m (1)	10.4m (1)	2:37.40	28.26s	28.16s
1	TIME TO DANCE	2	1.1m	0.0m (0)	0.0m (0)	2:37.48	28.20s	28.98s
4	UPSTREAM	3	2.5m	5.4m (1)	6.2m (1)	2:37.59	28.26s	28.65s
5	EYEKNOW	4	7.3m	1.2m (1)	2.3m (1)	2:37.95	28.28s	29.29s
7	HOT CRUISE CONTROL	5	7.6m	4.0m (0)	4.5m (0)	2:37.98	28.24s	29.16s
10	GREY CADILLAC	6	8.8m	18.3m (1)	16.4m (1)	2:38.07	28.08s	28.41s
2	HELENS BOY	7	9.4m	8.6m (0)	8.7m (0)	2:38.11	28.22s	28.99s
6	TIGERLICIOUS	8	10.5m	12.8m (0)	13.0m (0)	2:38.20	28.22s	28.78s
8	NITRO DANNY	9	21.8m	13.7m (1)	13.0m (2)	2:39.05	28.16s	29.63s

Finish Position and metres gained

First Arrow shows distance gain/loss from 2nd Qtr to 3rd Qtr, Second Arrow shows distance gain/loss from 3rd Qtr to Finish. Blue arrow indicates best gain in these quarters.



Visual positions in race at 2nd Quarter



Visual positions in race at 3rd Quarter



Penrith Race 2 Distance 1720m



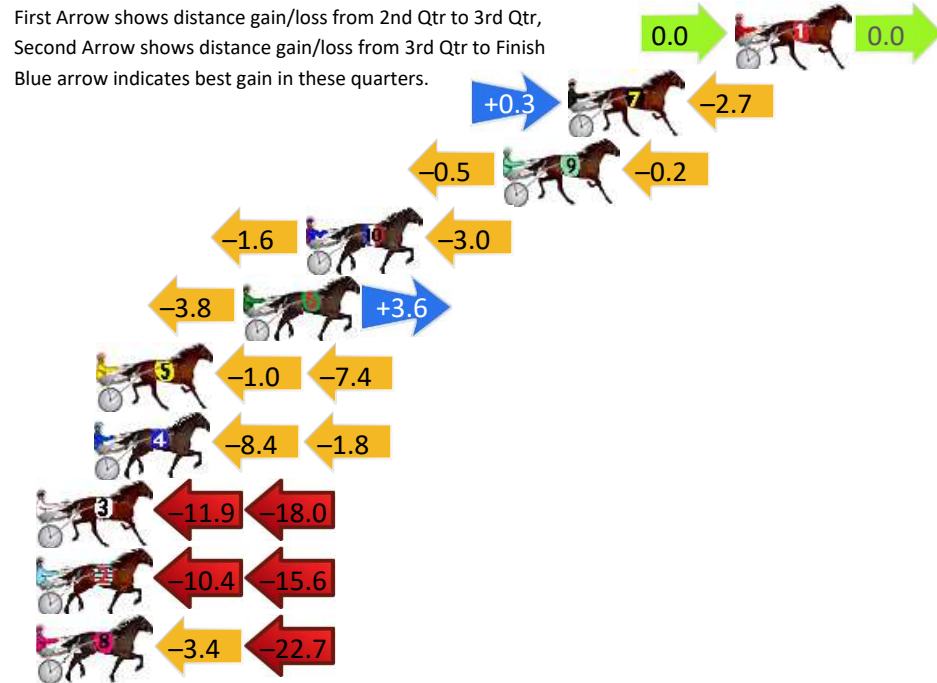
Thursday, 30 April 2026

Gross Time: 2:03.90 MileRate: 1:55.90 LeadTime: 7.60s First Qtr: 29.80s Second Qtr: 29.90s Third Qtr: 28.10s Fourth Qtr: 28.50s

DATA TABLE: 800 / 400 Posi's are position from leader and (how wide the horse was at that position)

No	Horse	Plc	Mar	800 Posi	400 Posi	Time	3rd Qtr	4th Qt
1	HAPPY TOO YA	1	0.0m	0.0m (0)	0.0m (0)	2:03.90	28.10s	28.50s
7	HESHARLEY	2	6.7m	4.3m (0)	4.0m (0)	2:04.40	28.08s	28.72s
9	LOOKIN GOOD MARGIE	3	9.3m	8.6m (0)	9.1m (0)	2:04.60	28.14s	28.56s
10	OUR ULTIMATE LAYLA	4	17.2m	12.6m (0)	14.2m (0)	2:05.19	28.22s	28.79s
6	TIGER EUPHEME	5	19.7m	19.5m (1)	23.3m (0)	2:05.37	28.38s	28.33s
5	LOUS PROMISE	6	25.6m	17.2m (0)	18.2m (0)	2:05.82	28.18s	29.14s
4	IMA SHINKANSEN	7	25.7m	15.5m (1)	23.9m (1)	2:05.82	28.70s	28.74s
3	HESAA LISTER	8	36.8m	6.9m (1)	18.8m (1)	2:06.65	28.94s	29.93s
2	JOHNNY TANG	9	37.5m	11.5m (1)	21.9m (2)	2:06.71	28.84s	29.77s
8	DAVOLAS LEGACY	10	67.3m	41.2m (0)	44.6m (0)	2:08.94	28.36s	30.40s

Finish Position and metres gained



Penrith Race 3 Distance 1720m

Thursday, 30 April 2026

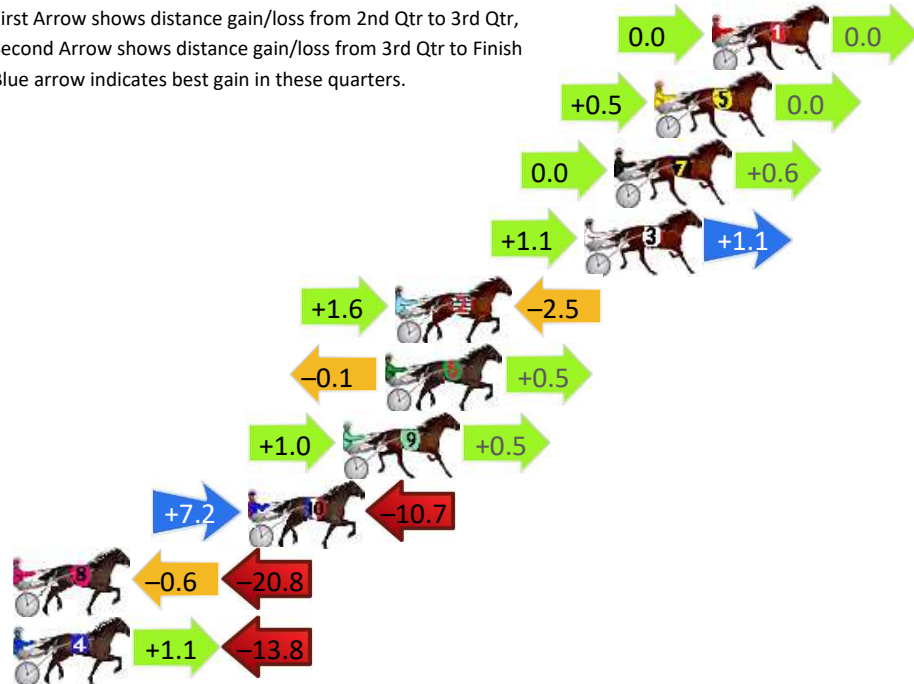
Gross Time: 2:04.90 MileRate: 1:56.80 LeadTime: 7.40s First Qtr: 29.60s Second Qtr: 30.90s Third Qtr: 28.70s Fourth Qtr: 28.30s

DATA TABLE: 800 / 400 Posi's are position from leader and (how wide the horse was at that position)

No	Horse	Plc	Mar	800 Posi	400 Posi	Time	3rd Qtr	4th Qt
1	KEAYANG SANTIAGO	1	0.0m	0.0m (0)	0.0m (0)	2:04.90	28.70s	28.30s
5	CAPTAIN BART	2	2.3m	2.8m (1)	2.3m (1)	2:05.07	28.66s	28.31s
7	FOXY DADA	3	3.9m	4.5m (0)	4.5m (0)	2:05.19	28.70s	28.27s
3	SLYX	4	5.1m	7.3m (1)	6.2m (1)	2:05.28	28.62s	28.24s
2	IDEAL REDEMPTION	5	12.7m	11.8m (1)	10.2m (2)	2:05.84	28.58s	28.52s
6	ONE FOR THE RODI	6	13.1m	13.5m (0)	13.6m (1)	2:05.87	28.70s	28.31s
9	CAPTAIN RITCHIE	7	14.8m	16.3m (1)	15.3m (2)	2:06.00	28.62s	28.32s
10	ROCKNROLL GIG	8	18.6m	15.1m (2)	7.9m (3)	2:06.28	28.18s	29.12s
8	MON SOLEIL	9	30.4m	9.0m (0)	9.6m (0)	2:07.16	28.74s	29.88s
4	SHEVCHENKO	10	30.7m	18.0m (0)	16.9m (0)	2:07.18	28.62s	29.38s

Finish Position and metres gained

First Arrow shows distance gain/loss from 2nd Qtr to 3rd Qtr, Second Arrow shows distance gain/loss from 3rd Qtr to Finish
Blue arrow indicates best gain in these quarters.



800

Visual positions in race at 2nd Quarter



400

Visual positions in race at 3rd Quarter



Sectional Analysis Software

Not just form | Free Trial

www.facebook.com/PJHarnessRacing



RISE Digital, Harness Racing Australia nor the provider accepts any responsibility for the completeness or accuracy of any of the information contained herein, and makes no representations about its suitability for any particular purpose. Users should make their own judgements about those matters and/or seek independent advice. You assume all risks associated with use of data provided on this page

Penrith Race 4 Distance 1720m

Thursday, 30 April 2026

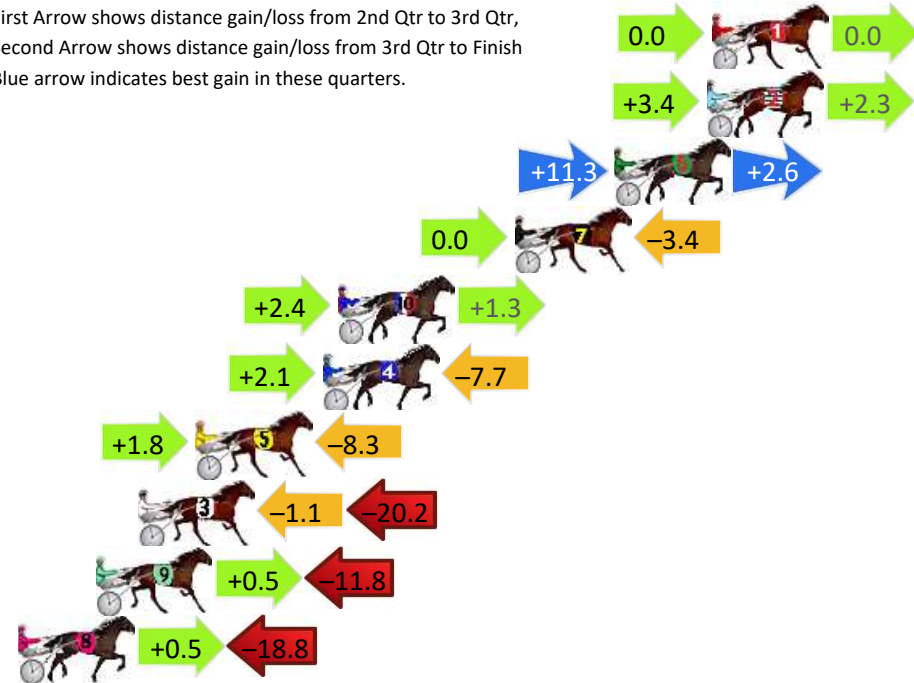
Gross Time: 2:04.40 MileRate: 1:56.40 LeadTime: 7.50s First Qtr: 30.00s Second Qtr: 29.70s Third Qtr: 28.90s Fourth Qtr: 28.30s

DATA TABLE: 800 / 400 Posi's are position from leader and (how wide the horse was at that position)

No	Horse	Plc	Mar	800 Posi	400 Posi	Time	3rd Qtr	4th Qt
1	ROCK WITH THE BEST	1	0.0m	0.0m (0)	0.0m (0)	2:04.40	28.90s	28.30s
2	NOTHINGBUTWAVES	2	0.2m	5.9m (1)	2.5m (2)	2:04.41	28.66s	28.13s
6	ELEGANT STRIDE	3	3.9m	17.8m (1)	6.5m (2)	2:04.69	28.08s	28.13s
7	ZEN MASTER	4	7.9m	4.5m (0)	4.5m (0)	2:04.99	28.90s	28.57s
10	DOWN WARD DOG	5	15.0m	18.7m (0)	16.3m (1)	2:05.52	28.72s	28.26s
4	CAPTAIN BLOOD	6	15.6m	10.0m (1)	7.9m (1)	2:05.56	28.74s	28.90s
5	SMOKESCREEN	7	20.7m	14.2m (1)	12.4m (1)	2:05.94	28.76s	28.96s
3	GIVE ME A MINUTE	8	23.0m	1.7m (1)	2.8m (1)	2:06.11	28.98s	29.81s
9	WINGMAN LOU	9	24.7m	13.4m (0)	12.9m (0)	2:06.24	28.86s	29.22s
8	PRINCE OF PEACE	10	27.8m	9.5m (0)	9.0m (0)	2:06.47	28.86s	29.73s

Finish Position and metres gained

First Arrow shows distance gain/loss from 2nd Qtr to 3rd Qtr, Second Arrow shows distance gain/loss from 3rd Qtr to Finish
Blue arrow indicates best gain in these quarters.



800

Visual positions in race at 2nd Quarter



400

Visual positions in race at 3rd Quarter



Penrith Race 5 Distance 2125m

Thursday, 30 April 2026




Gross Time: 2:33.40 MileRate: 1:56.10 LeadTime: 36.50s First Qtr: 30.70s Second Qtr: 30.00s Third Qtr: 28.10s Fourth Qtr: 28.10s

DATA TABLE: 800 / 400 Posi's are position from leader and (how wide the horse was at that position)

No	Horse	Plc	Mar	800 Posi	400 Posi	Time	3rd Qtr	4th Qt
5	DOUBLE IT HARRY	1	0.0m	0.0m (0)	0.0m (0)	2:33.40	28.10s	28.10s
4	HARLEEQUIN	2	5.6m	1.7m (1)	2.9m (1)	2:33.81	28.18s	28.31s
7	NAMAKA	3	7.1m	5.7m (1)	6.9m (1)	2:33.92	28.18s	28.14s
9	PROMISING	4	9.7m	9.7m (1)	10.9m (1)	2:34.12	28.18s	28.06s
1	MISTER QUIRK	5	17.0m	4.6m (0)	6.0m (0)	2:34.66	28.20s	28.94s
8	RED SAPPHIRE	6	19.4m	8.9m (0)	10.9m (0)	2:34.83	28.24s	28.77s
6	IDEAL MARQUESS	7	21.3m	12.9m (2)	14.3m (2)	2:34.97	28.20s	28.67s
2	BLACKJACK BART	8	21.4m	13.2m (0)	18.9m (0)	2:34.98	28.50s	28.36s
10	HES A MEISTER	9	23.5m	8.0m (2)	10.3m (2)	2:35.14	28.26s	29.12s
3	MAURLEN BOY	10	24.1m	16.6m (1)	16.6m (1)	2:35.18	28.10s	28.72s

Finish Position and metres gained

First Arrow shows distance gain/loss from 2nd Qtr to 3rd Qtr, Second Arrow shows distance gain/loss from 3rd Qtr to Finish
Blue arrow indicates best gain in these quarters.



Penrith Race 6 Distance 1720m

Thursday, 30 April 2026


Gross Time: 2:06.10 MileRate: 1:58.00 LeadTime: 7.40s First Qtr: 29.30s Second Qtr: 30.20s Third Qtr: 29.80s Fourth Qtr: 29.40s

DATA TABLE: 800 / 400 Posi's are position from leader and (how wide the horse was at that position)

No	Horse	Plc	Mar	800 Posi	400 Posi	Time	3rd Qtr	4th Qt
5	CAPTAINS DELIGHT	1	0.0m	3.8m (1)	0.0m (1)	2:06.10	29.52s	29.40s
3	ONEDINS CRUSADE	2	0.5m	8.1m (1)	4.1m (1)	2:06.14	29.50s	29.14s
2	SEASIDE DRIVE	3	3.2m	0.0m (0)	0.0m (0)	2:06.35	29.80s	29.65s
4	THATS WICKED	4	3.5m	13.0m (1)	8.7m (1)	2:06.37	29.48s	29.03s
1	HAV FUN WITH THAT	5	4.8m	4.6m (0)	4.9m (0)	2:06.47	29.82s	29.41s
7	GO TESS GO	6	5.0m	8.6m (0)	9.3m (0)	2:06.49	29.84s	29.11s
9	WATCH AFRICANDANCE	7	10.2m	17.0m (1)	12.5m (1)	2:06.89	29.46s	29.27s
8	ELLY LOU	8	15.6m	13.5m (0)	13.6m (0)	2:07.30	29.80s	29.60s
6	ADIRADIVA	9	27.7m	21.6m (0)	22.8m (0)	2:08.24	29.88s	29.86s
10	HONOLULU PRINCESS	10	49.2m	17.6m (0)	17.4m (1)	2:09.89	29.78s	31.91s

Finish Position and metres gained

First Arrow shows distance gain/loss from 2nd Qtr to 3rd Qtr, Second Arrow shows distance gain/loss from 3rd Qtr to Finish
Blue arrow indicates best gain in these quarters.



800

Visual positions in race at 2nd Quarter



400

Visual positions in race at 3rd Quarter



Penrith Race 7 Distance 1720m

Thursday, 30 April 2026



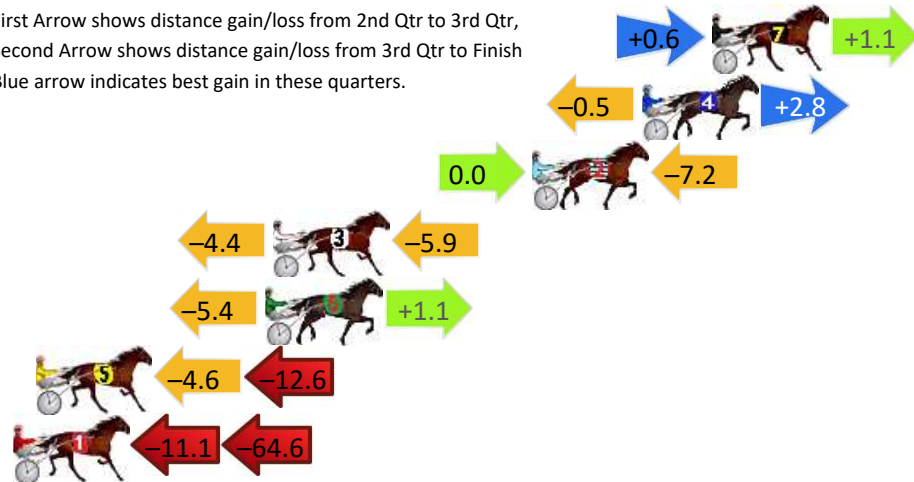
Gross Time: 2:08.70 MileRate: 2:00.40 LeadTime: 7.60s First Qtr: 32.50s Second Qtr: 31.00s Third Qtr: 28.50s Fourth Qtr: 29.10s

DATA TABLE: 800 / 400 Posi's are position from leader and (how wide the horse was at that position)

No	Horse	Plc	Mar	800 Posi	400 Posi	Time	3rd Qtr	4th Qt
7	PASSION AND PAIN	1	0.0m	1.7m (1)	1.1m (1)	2:08.70	28.46s	29.02s
4	BE HAPPY LARRY	2	2.8m	5.1m (0)	5.6m (0)	2:08.91	28.54s	28.91s
2	MAXIMIAN	3	7.2m	0.0m (0)	0.0m (0)	2:09.25	28.50s	29.65s
3	MAVERICK	4	17.6m	7.3m (1)	11.7m (1)	2:10.04	28.82s	29.60s
6	BETTOR ELEMENTS	5	17.9m	13.6m (1)	19.0m (1)	2:10.07	28.90s	29.11s
5	SOCIAL VELOCITY	6	27.1m	9.9m (0)	14.5m (0)	2:10.77	28.84s	30.13s
1	MAIN BEACH	7	190.9m	115.2m (0)	126.3m (0)	2:23.27	29.38s	34.63s

Finish Position and metres gained

First Arrow shows distance gain/loss from 2nd Qtr to 3rd Qtr, Second Arrow shows distance gain/loss from 3rd Qtr to Finish. Blue arrow indicates best gain in these quarters.



Penrith Race 8 Distance 2125m


Thursday, 30 April 2026

Gross Time: 2:37.80 MileRate: 1:59.50 LeadTime: 37.60s First Qtr: 31.40s Second Qtr: 30.50s Third Qtr: 29.50s Fourth Qtr: 28.80s

DATA TABLE: 800 / 400 Posi's are position from leader and (how wide the horse was at that position)

No	Horse	Plc	Mar	800 Posi	400 Posi	Time	3rd Qtr	4th Qt
3	BETWEEN DECKS	1	0.0m	0.0m (0)	0.0m (0)	2:37.80	29.50s	28.80s
8	ROCKET RALPH	2	6.2m	11.5m (1)	5.5m (2)	2:38.27	29.06s	28.87s
4	LETS FLY WITH ME	3	14.7m	15.8m (1)	10.2m (2)	2:38.91	29.08s	29.17s
1	GENERAL MISCONDUCT	4	16.7m	4.4m (0)	4.4m (0)	2:39.06	29.50s	29.74s
2	SMALL INCOME	5	24.0m	8.5m (0)	11.0m (0)	2:39.61	29.68s	29.81s
6	TOLLSA KING	6	25.5m	2.7m (1)	3.9m (1)	2:39.73	29.58s	30.45s
7	BLUE COLLAR BOY	7	37.2m	7.1m (1)	10.5m (1)	2:40.61	29.74s	30.85s
5	BETTOR NOT SAID	8	56.8m	13.6m (0)	17.1m (1)	2:42.09	29.74s	31.85s

Finish Position and metres gained



800

Visual positions in race at 2nd Quarter



400

Visual positions in race at 3rd Quarter

