

# Tamworth Race 1 Distance 1609m

Thursday, 30 April 2026

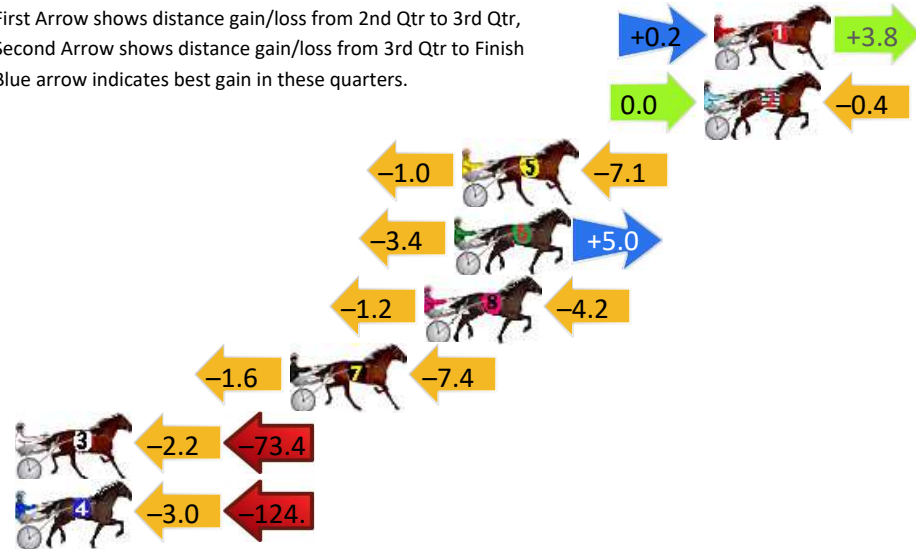
Gross Time: 1:59.00 MileRate: 1:59.00 LeadTime: 0.00s First Qtr: 29.90s Second Qtr: 31.00s Third Qtr: 29.40s Fourth Qtr: 28.70s

DATA TABLE: 800 / 400 Posi's are position from leader and (how wide the horse was at that position)

No	Horse	Plc	Mar	800 Posi	400 Posi	Time	3rd Qtr	4th Qt
1	ESPERANZA	1	0.0m	4.0m (0)	3.8m (0)	1:59.00	29.38s	28.43s
2	TRY CATCHING ME	2	0.4m	0.0m (0)	0.0m (0)	1:59.03	29.40s	28.73s
5	SPOOKY ART	3	10.1m	2.0m (1)	3.0m (1)	1:59.76	29.48s	29.21s
6	BENJIMAGEE	4	10.4m	12.0m (0)	15.4m (0)	1:59.78	29.64s	28.34s
8	CHARJO	5	11.6m	6.2m (1)	7.4m (1)	1:59.87	29.49s	29.00s
7	IM NO GIFT	6	17.0m	8.0m (0)	9.6m (0)	2:00.28	29.52s	29.23s
3	DOUBLE MACH	7	85.8m	10.2m (1)	12.4m (2)	2:05.46	29.62s	33.94s
4	HEY DUDE	8	141.2m	14.0m (1)	17.0m (1)	2:09.64	29.72s	37.56s

## Finish Position and metres gained

First Arrow shows distance gain/loss from 2nd Qtr to 3rd Qtr, Second Arrow shows distance gain/loss from 3rd Qtr to Finish  
Blue arrow indicates best gain in these quarters.



800

Visual positions in race at 2nd Quarter



400

Visual positions in race at 3rd Quarter

# Tamworth Race 2 Distance 1609m

Thursday, 30 April 2026

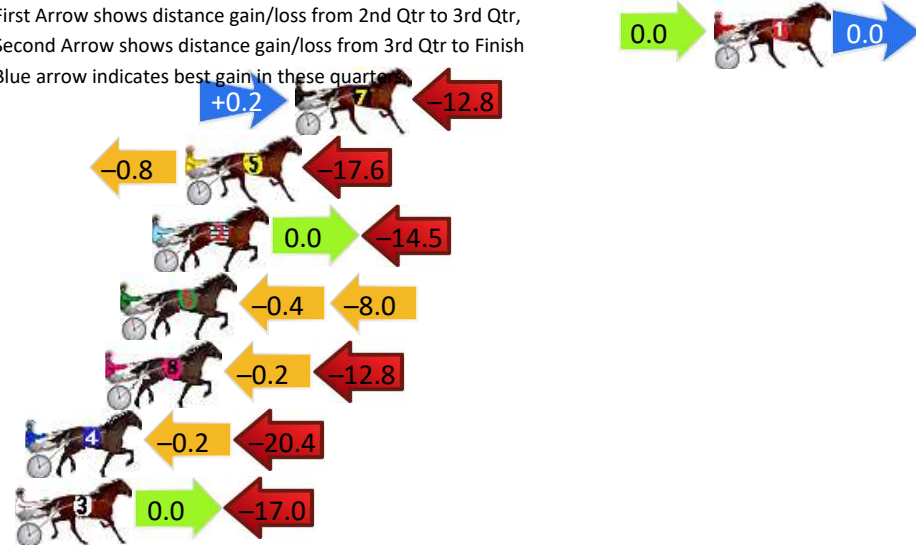
Gross Time: 1:57.10 MileRate: 1:57.10 LeadTime: 0.00s First Qtr: 28.20s Second Qtr: 29.90s Third Qtr: 29.60s Fourth Qtr: 29.40s

DATA TABLE: 800 / 400 Posi's are position from leader and (how wide the horse was at that position)

No	Horse	Plc	Mar	800 Posi	400 Posi	Time	3rd Qtr	4th Qt
1	PEPPI GRATZ	1	0.0m	0.0m (0)	0.0m (0)	1:57.10	29.60s	29.40s
7	SPARKLING SUE	2	16.8m	4.2m (0)	4.0m (0)	1:58.40	29.59s	30.34s
5	YOU CANNOT HIDE	3	21.2m	2.8m (1)	3.6m (1)	1:58.73	29.66s	30.69s
2	ROCKNROLL RAMBO	4	22.5m	8.0m (0)	8.0m (0)	1:58.83	29.60s	30.46s
6	ZACHAROONI	5	23.8m	15.4m (1)	15.8m (1)	1:58.93	29.63s	29.98s
8	BRAVE BONDI	6	24.4m	11.4m (1)	11.6m (2)	1:58.98	29.62s	30.34s
4	GALVARINO	7	27.6m	7.0m (1)	7.2m (2)	1:59.23	29.62s	30.89s
3	JOHNNY DEE	8	29.4m	12.4m (0)	12.4m (0)	1:59.37	29.60s	30.64s

## Finish Position and metres gained

First Arrow shows distance gain/loss from 2nd Qtr to 3rd Qtr, Second Arrow shows distance gain/loss from 3rd Qtr to Finish  
Blue arrow indicates best gain in these quarters



8  
0  
0

Visual positions in race at 2nd Quarter



4  
0  
0

Visual positions in race at 3rd Quarter



# Tamworth Race 3 Distance 1609m

Thursday, 30 April 2026

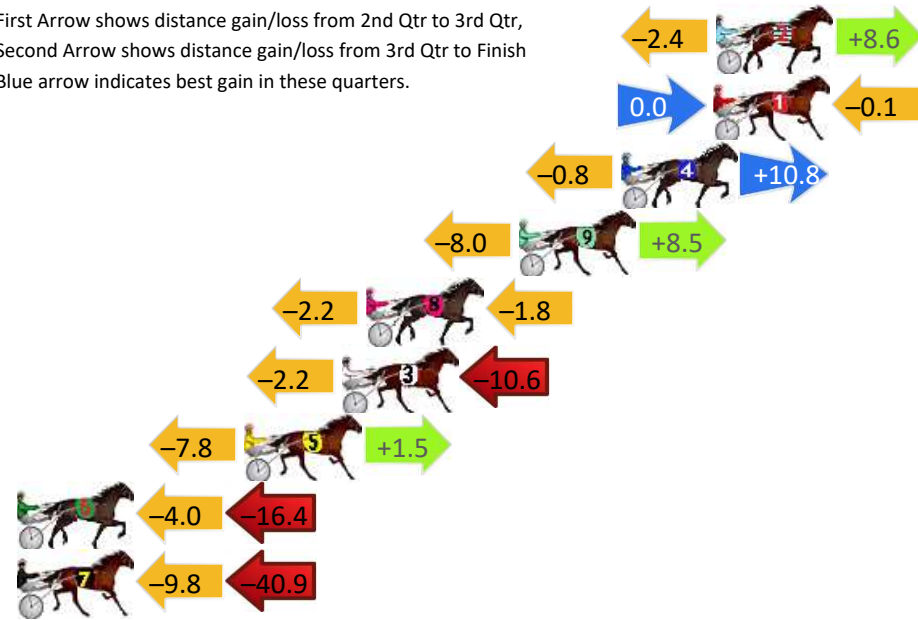
Gross Time: 1:57.60 MileRate: 1:57.60 LeadTime: 0.00s First Qtr: 28.40s Second Qtr: 29.60s Third Qtr: 29.70s Fourth Qtr: 29.90s

DATA TABLE: 800 / 400 Posi's are position from leader and (how wide the horse was at that position)

No	Horse	Plc	Mar	800 Posi	400 Posi	Time	3rd Qtr	4th Qt
2	EIFFEL FROM HEAVEN	1	0.0m	6.2m (1)	8.6m (1)	1:57.60	29.88s	29.26s
1	DOUBLE LINES	2	0.1m	0.0m (0)	0.0m (0)	1:57.61	29.70s	29.91s
4	BRING YOUR BEST	3	3.8m	13.8m (1)	14.6m (2)	1:57.90	29.76s	29.10s
9	IM BELIEBER	4	7.9m	8.4m (0)	16.4m (1)	1:58.22	30.29s	29.27s
8	GOTONEBETTOR	5	14.0m	10.0m (1)	12.2m (1)	1:58.70	29.86s	30.03s
3	KATASTROPHEE	6	15.0m	2.2m (1)	4.4m (1)	1:58.77	29.86s	30.69s
5	AGENT CALLAN	7	18.9m	12.6m (0)	20.4m (1)	1:59.08	30.28s	29.79s
6	RIPPIN GOOD FEELIN	8	38.0m	17.6m (1)	21.6m (2)	2:00.58	29.99s	31.12s
7	UNCLE GREGORY	9	54.9m	4.2m (0)	14.0m (0)	2:01.90	30.42s	32.94s

## Finish Position and metres gained

First Arrow shows distance gain/loss from 2nd Qtr to 3rd Qtr, Second Arrow shows distance gain/loss from 3rd Qtr to Finish  
Blue arrow indicates best gain in these quarters.



800

Visual positions in race at 2nd Quarter



400

Visual positions in race at 3rd Quarter

# Tamworth Race 4 Distance 1980m

Thursday, 30 April 2026


Gross Time: 2:26.40 MileRate: 1:59.00 LeadTime: 26.20s First Qtr: 29.90s Second Qtr: 29.90s Third Qtr: 29.80s Fourth Qtr: 30.60s

DATA TABLE: 800 / 400 Posi's are position from leader and (how wide the horse was at that position)

No	Horse	Plc	Mar	800 Posi	400 Posi	Time	3rd Qtr	4th Qt
9	CORAL CAYS	1	0.0m	14.4m (2)	0.0m (1)	2:26.40	28.72s	30.60s
7	BARRYS BROTHER	2	7.7m	9.2m (0)	11.6m (2)	2:27.02	29.98s	30.30s
3	TASMANS DELIGHT	3	8.1m	1.2m (0)	4.6m (0)	2:27.05	30.05s	30.87s
4	TERROR FLYING	4	21.8m	9.0m (1)	16.4m (1)	2:28.15	30.35s	31.01s
6	LOOKAT MEE	5	22.7m	18.6m (2)	23.2m (0)	2:28.22	30.15s	30.56s
10	UNIT FORTY ONE	6	30.4m	0.0m (1)	10.2m (1)	2:28.83	30.55s	32.14s
11	BELLRIVERGIRL	7	37.0m	12.8m (1)	18.4m (2)	2:29.36	30.20s	32.01s
5	JEREMY LOU	8	65.7m	5.0m (1)	20.4m (1)	2:31.66	30.91s	34.05s
8	THREE PARTS GREY	9	85.5m	13.0m (0)	28.0m (0)	2:33.25	30.87s	34.97s
2	PHAR LUME	10	98.4m	5.2m (0)	13.4m (0)	2:34.28	30.33s	37.07s


## Finish Position and metres gained

First Arrow shows distance gain/loss from 2nd Qtr to 3rd Qtr, Second Arrow shows distance gain/loss from 3rd Qtr to Finish  
Blue arrow indicates best gain in these quarters.



800

Visual positions in race at 2nd Quarter



400

Visual positions in race at 3rd Quarter



# Tamworth Race 5 Distance 1609m

Thursday, 30 April 2026

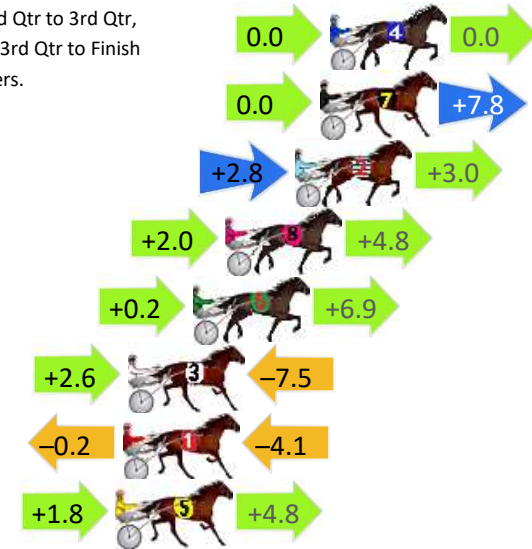
Gross Time: 1:57.70 MileRate: 1:57.70 LeadTime: 0.00s First Qtr: 28.20s Second Qtr: 29.30s Third Qtr: 29.50s Fourth Qtr: 30.60s

DATA TABLE: 800 / 400 Posi's are position from leader and (how wide the horse was at that position)

NoHorse	Plc	Mar	800 Posi	400 Posi	Time	3rd Qtr	4th Qt
4 KEILOR BABY SHARK	1	0.0m	0.0m (0)	0.0m (0)	1:57.70	29.50s	30.60s
7 ESCALERA	2	0.4m	8.2m (0)	8.2m (1)	1:57.73	29.51s	30.01s
2 HE SAID SHE SAID	3	1.4m	7.2m (1)	4.4m (1)	1:57.81	29.29s	30.37s
8 GROSESTAR	4	4.2m	11.0m (1)	9.0m (2)	1:58.04	29.36s	30.23s
6 DOUGS RULES	5	5.5m	12.6m (0)	12.4m (1)	1:58.14	29.49s	30.08s
3 ADRENALINE RUSH	6	8.1m	3.2m (1)	0.6m (1)	1:58.35	29.30s	31.17s
1 PRINCESS REMI	7	8.3m	4.0m (0)	4.2m (0)	1:58.36	29.51s	30.91s
5 TISBURY ROCKS	8	8.6m	15.2m (1)	13.4m (2)	1:58.39	29.37s	30.23s

## Finish Position and metres gained

First Arrow shows distance gain/loss from 2nd Qtr to 3rd Qtr, Second Arrow shows distance gain/loss from 3rd Qtr to Finish  
Blue arrow indicates best gain in these quarters.



8  
0  
0

Visual positions in race at 2nd Quarter



4  
0  
0

Visual positions in race at 3rd Quarter



# Tamworth Race 6 Distance 1609m




Thursday, 30 April 2026

Gross Time: 1:57.80 MileRate: 1:57.80 LeadTime: 0.00s First Qtr: 28.50s Second Qtr: 29.40s Third Qtr: 29.50s Fourth Qtr: 30.40s

DATA TABLE: 800 / 400 Posi's are position from leader and (how wide the horse was at that position)

No	Horse	Plc	Mar	800 Posi	400 Posi	Time	3rd Qtr	4th Qt
2	IM LORD TOMMY	1	0.0m	11.2m (1)	13.8m (2)	1:57.80	29.71s	29.36s
1	TAFL MOVE	2	9.6m	0.0m (0)	0.0m (0)	1:58.56	29.49s	31.13s
4	LACHIES GAMBLE	3	20.9m	7.2m (1)	5.8m (2)	1:59.46	29.38s	31.54s
5	SONIC EXPRESS	4	24.8m	8.6m (0)	10.2m (0)	1:59.77	29.60s	31.50s
6	THREE RIVERS	5	26.8m	3.2m (1)	12.2m (1)	1:59.93	30.15s	31.50s
8	OTIS RISING	6	30.5m	15.2m (1)	15.6m (0)	2:00.23	29.51s	31.53s
7	LACHIES IDEAL	7	32.8m	4.4m (0)	5.0m (1)	2:00.41	29.51s	32.50s
3	MAYWYNS MIGHTY MAC	8	117.7m	65.0m (0)	85.0m (0)	2:07.17	30.95s	32.87s

## Finish Position and metres gained



# Tamworth Race 7 Distance 1609m

Thursday, 30 April 2026

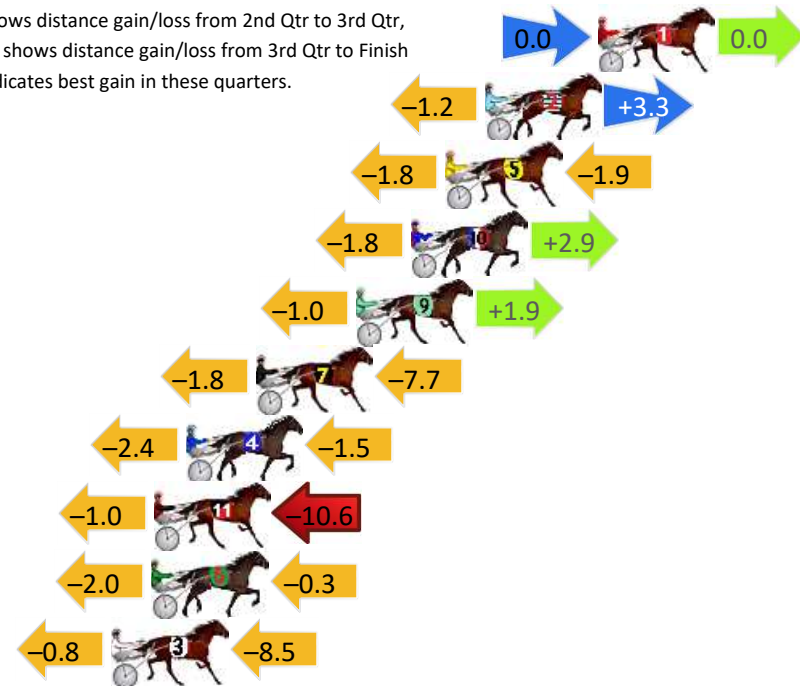
Gross Time: 1:56.80 MileRate: 1:56.80 LeadTime: 0.00s First Qtr: 28.40s Second Qtr: 30.70s Third Qtr: 28.60s Fourth Qtr: 29.20s

DATA TABLE: 800 / 400 Posi's are position from leader and (how wide the horse was at that position)

No	Horse	Plc	Mar	800 Posi	400 Posi	Time	3rd Qtr	4th Qt
1	FOX TROT	1	0.0m	0.0m (0)	0.0m (0)	1:56.80	28.60s	29.20s
2	AVENGER	2	4.5m	6.6m (1)	7.8m (1)	1:57.14	28.69s	28.96s
5	CHEDDAR VALLEY	3	6.1m	2.4m (1)	4.2m (1)	1:57.27	28.73s	29.34s
10	HES MY REASON	4	7.5m	8.6m (0)	10.4m (0)	1:57.37	28.73s	28.99s
9	MISTER CHEESE	5	9.7m	10.6m (1)	11.6m (1)	1:57.54	28.67s	29.06s
7	TIGERMAC	6	13.7m	4.2m (0)	6.0m (0)	1:57.85	28.72s	29.76s
4	MY ROCK MOVES	7	16.5m	12.6m (0)	15.0m (0)	1:58.06	28.77s	29.31s
11	CUT GLASS	8	17.8m	6.2m (2)	7.2m (2)	1:58.16	28.66s	29.97s
6	TRUTHBETOLD	9	17.9m	15.6m (1)	17.6m (1)	1:58.17	28.74s	29.22s
3	THE IRISH EAGLE	10	19.5m	10.2m (2)	11.0m (3)	1:58.29	28.65s	29.82s

## Finish Position and metres gained

First Arrow shows distance gain/loss from 2nd Qtr to 3rd Qtr, Second Arrow shows distance gain/loss from 3rd Qtr to Finish  
Blue arrow indicates best gain in these quarters.



800

Visual positions in race at 2nd Quarter



400

Visual positions in race at 3rd Quarter



# Tamworth Race 8 Distance 1980m

Thursday, 30 April 2026

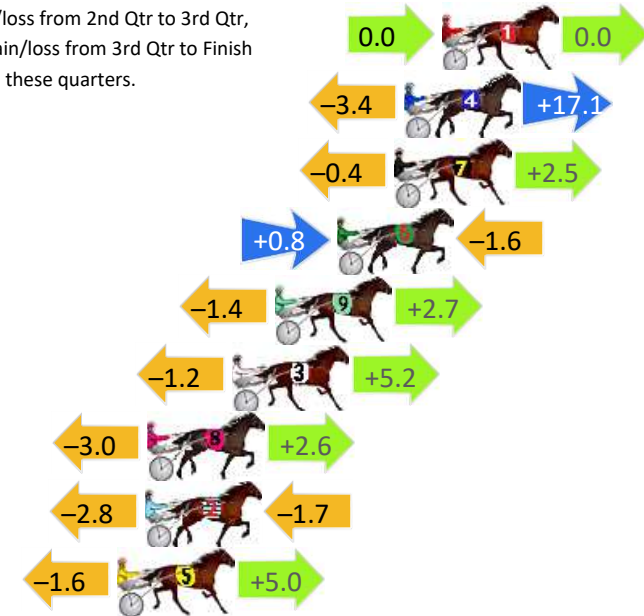
Gross Time: 2:27.00 MileRate: 1:59.50 LeadTime: 26.60s First Qtr: 32.40s Second Qtr: 30.00s Third Qtr: 28.90s Fourth Qtr: 29.10s

DATA TABLE: 800 / 400 Posi's are position from leader and (how wide the horse was at that position)

No	Horse	Plc	Mar	800 Posi	400 Posi	Time	3rd Qtr	4th Qt
1	MAJOR MICKEY	1	0.0m	0.0m (0)	0.0m (0)	2:27.00	28.90s	29.10s
4	LAST TIME JOE	2	1.5m	15.2m (1)	18.6m (1)	2:27.11	29.15s	27.86s
7	CAPTAIN GROOVE	3	1.9m	4.0m (0)	4.4m (0)	2:27.15	28.93s	28.92s
6	ALLSOPP	4	4.2m	3.4m (1)	2.6m (1)	2:27.32	28.84s	29.22s
9	ASHLEYS BLUE CHIP	5	6.7m	8.0m (0)	9.4m (0)	2:27.51	29.00s	28.90s
3	MCCRIKEY	6	8.4m	12.4m (0)	13.6m (0)	2:27.64	28.99s	28.72s
8	HEZA DOOZIE	7	11.8m	11.4m (1)	14.4m (2)	2:27.90	29.12s	28.91s
2	AMILLION PROMISES	8	11.9m	7.4m (1)	10.2m (1)	2:27.91	29.10s	29.22s
5	PARIS PRINCESS	9	13.0m	16.4m (0)	18.0m (0)	2:27.99	29.02s	28.74s

## Finish Position and metres gained

First Arrow shows distance gain/loss from 2nd Qtr to 3rd Qtr, Second Arrow shows distance gain/loss from 3rd Qtr to Finish  
Blue arrow indicates best gain in these quarters.



800

Visual positions in race at 2nd Quarter



400

Visual positions in race at 3rd Quarter

