

# Albury Race 1 Distance 1770m

Friday, 1 May 2026

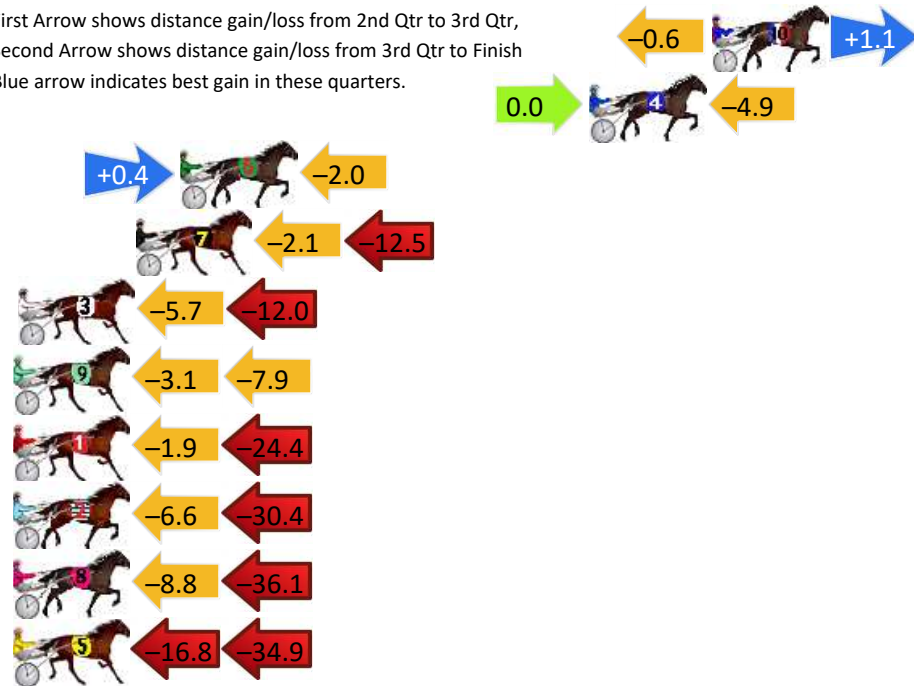
Gross Time: 2:10.90 MileRate: 1:59.00 LeadTime: 10.70s First Qtr: 30.10s Second Qtr: 31.00s Third Qtr: 29.30s Fourth Qtr: 29.80s

DATA TABLE: 800 / 400 Posi's are position from leader and (how wide the horse was at that position)

No	Horse	Plc	Mar	800 Posi	400 Posi	Time	3rd Qtr	4th Qt
10	OUR ULTIMATE JANE	1	0.0m	0.5m (1)	1.1m (1)	2:10.90	29.34s	29.72s
4	WHERE IT BEGAN	2	4.9m	0.0m (0)	0.0m (0)	2:11.28	29.30s	30.18s
6	THE KID BILLY	3	21.3m	19.7m (1)	19.3m (2)	2:12.56	29.28s	30.04s
7	THROWDOWN HOEDOWN	4	23.1m	8.5m (0)	10.6m (0)	2:12.70	29.46s	30.82s
3	GLENANGE MISS	5	27.8m	10.1m (1)	15.8m (0)	2:13.07	29.73s	30.81s
9	TINNYSMEDAD	6	29.4m	18.4m (0)	21.5m (1)	2:13.20	29.54s	30.52s
1	THE PRIVATE DEAL	7	30.4m	4.1m (0)	6.0m (0)	2:13.27	29.44s	31.73s
2	BETTER THEN DAICOS	8	41.6m	4.6m (1)	11.2m (1)	2:14.15	29.78s	32.23s
8	ARTFUL DOLLAR	9	58.4m	13.5m (0)	22.3m (0)	2:15.46	29.96s	32.72s
5	GLENBURNS SUPREME	10	67.3m	15.6m (1)	32.4m (0)	2:16.15	30.54s	32.68s

## Finish Position and metres gained

First Arrow shows distance gain/loss from 2nd Qtr to 3rd Qtr, Second Arrow shows distance gain/loss from 3rd Qtr to Finish  
Blue arrow indicates best gain in these quarters.



800

Visual positions in race at 2nd Quarter



400

Visual positions in race at 3rd Quarter



# Albury Race 2 Distance 1770m

Friday, 1 May 2026




Gross Time: 2:13.70 MileRate: 2:01.50 LeadTime: 11.40s First Qtr: 30.90s Second Qtr: 31.90s Third Qtr: 30.20s Fourth Qtr: 29.30s

DATA TABLE: 800 / 400 Posi's are position from leader and (how wide the horse was at that position)

No	Horse	Plc	Mar	800 Posi	400 Posi	Time	3rd Qtr	4th Qt
10	SECRETS KEPT	1	0.0m	16.5m (2)	0.3m (2)	2:13.70	28.98s	29.28s
9	ELLENS DELIGHT	2	4.4m	14.1m (1)	5.1m (2)	2:14.04	29.52s	29.26s
4	JUNGLE SHARK	3	5.8m	1.8m (1)	3.0m (1)	2:14.15	30.28s	29.53s
8	YANKEE BABE	4	7.4m	6.3m (1)	8.4m (1)	2:14.27	30.34s	29.25s
2	KEAYANG LADYBUG	5	7.7m	0.0m (0)	0.0m (0)	2:14.29	30.20s	29.89s
7	EMIKO	6	11.1m	8.8m (0)	10.3m (0)	2:14.55	30.30s	29.39s
5	SOPHIES SCOOTER	7	12.7m	10.1m (1)	12.4m (1)	2:14.68	30.36s	29.36s
6	STARS ABROAD	8	16.1m	20.5m (2)	11.4m (2)	2:14.94	29.50s	29.70s
1	I AM THE TORNADO	9	21.5m	4.8m (0)	5.7m (0)	2:15.35	30.26s	30.53s
3	SHOOBEES SUNSET	10	141.3m	81.8m (0)	93.6m (0)	2:24.56	30.98s	33.24s

## Finish Position and metres gained

First Arrow shows distance gain/loss from 2nd Qtr to 3rd Qtr, Second Arrow shows distance gain/loss from 3rd Qtr to Finish  
Blue arrow indicates best gain in these quarters.



# Albury Race 3 Distance 1770m


Friday, 1 May 2026

Gross Time: 2:11.90 MileRate: 1:59.90 LeadTime: 11.40s First Qtr: 29.50s Second Qtr: 32.00s Third Qtr: 29.60s Fourth Qtr: 29.40s

DATA TABLE: 800 / 400 Posi's are position from leader and (how wide the horse was at that position)

No	Horse	Plc	Mar	800 Posi	400 Posi	Time	3rd Qtr	4th Qt
8	GOODTIME JAZZI	1	0.0m	0.2m (1)	1.1m (1)	2:11.90	29.66s	29.32s
1	LIFE GETS BETTER	2	7.5m	8.2m (0)	8.5m (0)	2:12.48	29.62s	29.36s
3	BETTERTHANTHEBOYZ	3	7.8m	4.4m (0)	5.7m (1)	2:12.50	29.70s	29.58s
4	MAGIC SHOOS	4	10.6m	0.0m (0)	0.0m (0)	2:12.72	29.60s	30.22s
7	MODERN SHEEN	5	14.6m	12.2m (0)	12.8m (0)	2:13.03	29.64s	29.59s
9	OLLY ODD POTTS	6	18.1m	9.5m (1)	11.3m (2)	2:13.30	29.73s	29.97s
5	FIFTYSHADESOFHAY	7	22.6m	16.9m (0)	20.7m (0)	2:13.64	29.88s	29.62s
6	BARWEN STORM	8	23.5m	13.8m (1)	16.1m (1)	2:13.71	29.76s	30.03s
10	CRESCO THREEPEAT	9	27.1m	14.6m (2)	15.8m (2)	2:13.99	29.69s	30.33s
2	KARDESLER	10	53.8m	4.8m (1)	10.4m (1)	2:16.05	30.00s	32.79s

## Finish Position and metres gained



800

Visual positions in race at 2nd Quarter



400

Visual positions in race at 3rd Quarter

# Albury Race 4 Distance 1770m



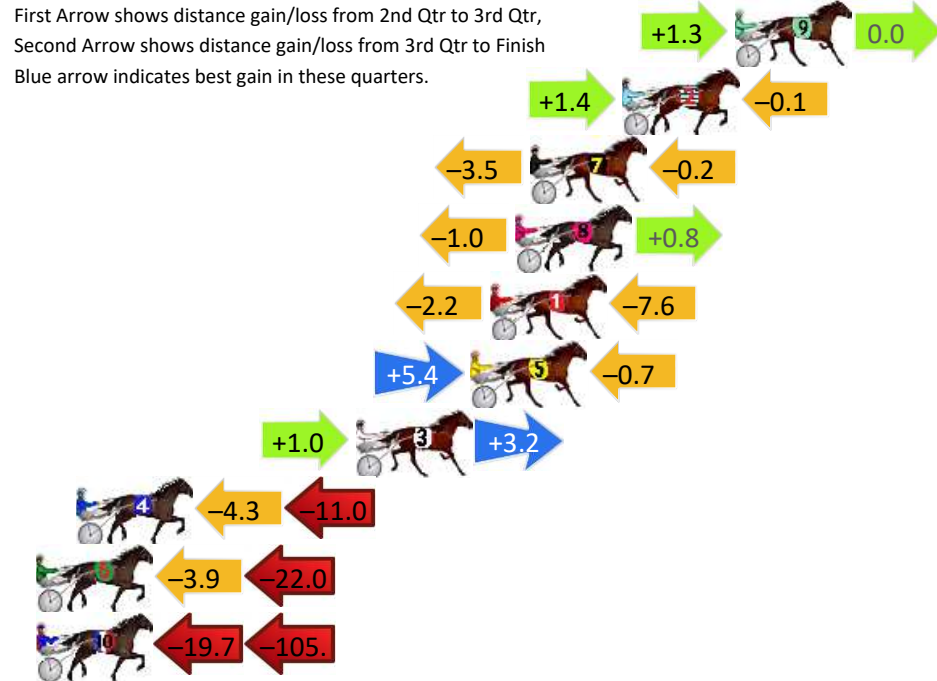
Friday, 1 May 2026

Gross Time: 2:12.20 MileRate: 2:00.20 LeadTime: 11.60s First Qtr: 30.40s Second Qtr: 31.70s Third Qtr: 28.90s Fourth Qtr: 29.60s

DATA TABLE: 800 / 400 Posi's are position from leader and (how wide the horse was at that position)

No	Horse	Plc	Mar	800 Posi	400 Posi	Time	3rd Qtr	4th Qt
9	ALIZA HILL	1	0.0m	1.3m (1)	0.0m (1)	2:12.20	28.80s	29.60s
2	TOPZAVSKI	2	4.5m	5.8m (1)	4.4m (1)	2:12.55	28.80s	29.63s
7	ADIEU MIKENNIS	3	8.2m	4.5m (0)	8.0m (0)	2:12.84	29.16s	29.66s
8	ALWAYSATTHEBEACH	4	8.8m	8.6m (0)	9.6m (1)	2:12.88	28.98s	29.58s
1	ELLAVA PACER	5	9.8m	0.0m (0)	2.2m (0)	2:12.96	29.06s	30.20s
5	MISS HERMES	6	10.6m	15.3m (1)	9.9m (2)	2:13.02	28.52s	29.70s
3	IM HARVEY SPECTER	7	15.2m	19.4m (1)	18.4m (1)	2:13.38	28.84s	29.44s
4	CRIMSON ROCK	8	26.4m	11.1m (1)	15.4m (0)	2:14.25	29.22s	30.53s
6	OKTOLOVE	9	43.2m	17.3m (0)	21.2m (0)	2:15.55	29.20s	31.41s
10	UNCHAINMYART	10	316.6m	191.8m (0)	211.5m (0)	2:36.76	30.50s	38.78s

## Finish Position and metres gained



# Albury Race 5 Distance 1770m




Friday, 1 May 2026

Gross Time: 2:08.90 MileRate: 1:57.20 LeadTime: 11.00s First Qtr: 29.70s Second Qtr: 30.50s Third Qtr: 29.20s Fourth Qtr: 28.50s

DATA TABLE: 800 / 400 Posi's are position from leader and (how wide the horse was at that position)

NoHorse	Plc	Mar	800 Posi	400 Posi	Time	3rd Qtr	4th Qt
4 FLOJOS BEST	1	0.0m	0.0m (0)	0.0m (0)	2:08.90	29.20s	28.50s
3 MAJOR HAYLEY	2	5.3m	4.1m (0)	3.9m (0)	2:09.30	29.18s	28.62s
6 KING SAINT	3	8.8m	0.5m (1)	0.3m (1)	2:09.56	29.18s	29.14s
9 RANDOM MAHONEY	4	9.5m	4.9m (1)	4.2m (1)	2:09.61	29.15s	28.91s
7 WARIEDA BOY	5	16.3m	9.6m (1)	9.5m (1)	2:10.12	29.18s	29.04s
8 JUST GO JOE	6	18.5m	8.0m (0)	8.4m (0)	2:10.28	29.22s	29.28s
1 SARA TA SLOY	7	23.7m	11.9m (0)	14.0m (0)	2:10.67	29.34s	29.27s
10 BIG MAURICE	8	331.9m	192.0m (0)	220.9m (0)	2:33.74	31.10s	37.50s

## Finish Position and metres gained



# Albury Race 6 Distance 1770m

Friday, 1 May 2026



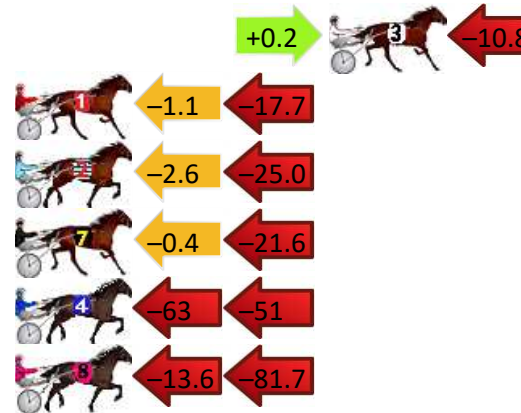
Gross Time: 2:09.00 MileRate: 1:57.30 LeadTime: 11.70s First Qtr: 28.50s Second Qtr: 32.20s Third Qtr: 28.40s Fourth Qtr: 28.20s

DATA TABLE: 800 / 400 Posi's are position from leader and (how wide the horse was at that position)

No	Horse	Plc	Mar	800 Posi	400 Posi	Time	3rd Qtr	4th Qt
6	EYE WISH	1	0.0m	12.4m (1)	2.3m (1)	2:09.00	27.69s	28.04s
5	SEASIDE BOULEVARD	2	0.8m	0.0m (0)	0.0m (0)	2:09.06	28.40s	28.26s
3	THE ATTRACTOR	3	15.4m	4.8m (0)	4.6m (0)	2:10.14	28.38s	29.02s
1	SET PLAY	4	28.2m	9.4m (0)	10.5m (0)	2:11.09	28.48s	29.55s
2	ATWORTHY ROCKER	5	45.2m	17.6m (0)	20.2m (0)	2:12.35	28.58s	30.13s
7	IM DOWNBYTHEBEACH	6	56.6m	34.6m (0)	35.0m (0)	2:13.19	28.42s	29.93s
4	SHEZAGLAMOURGIRL	7	147.8m	34.2m (1)	97.2m (1)	2:19.95	32.82s	32.31s
8	NICE WON GARY	8	323.6m	228.3m (0)	241.9m (0)	2:32.98	29.30s	35.16s

## Finish Position and metres gained

First Arrow shows distance gain/loss from 2nd Qtr to 3rd Qtr, Second Arrow shows distance gain/loss from 3rd Qtr to Finish Blue arrow indicates best gain in these quarters.



# Albury Race 7 Distance 1770m

Friday, 1 May 2026


Gross Time: 2:10.50 MileRate: 1:58.60 LeadTime: 11.80s First Qtr: 29.30s Second Qtr: 30.00s Third Qtr: 29.30s Fourth Qtr: 30.10s

DATA TABLE: 800 / 400 Posi's are position from leader and (how wide the horse was at that position)

NoHorse	Plc	Mar	800 Posi	400 Posi	Time	3rd Qtr	4th Qt
3 PIRANI PRINCESS	1	0.0m	9.6m (1)	6.8m (2)	2:10.50	29.10s	29.60s
2 SMOKIN POCKET	2	1.8m	0.5m (1)	0.0m (1)	2:10.64	29.26s	30.24s
4 HARJAYBRO	3	4.1m	17.5m (1)	12.2m (2)	2:10.82	28.92s	29.52s
11 SWEDISH MEATBALLS	4	5.6m	12.6m (0)	13.3m (1)	2:10.94	29.36s	29.56s
8 BETTES BLUE VIOLET	5	6.8m	5.2m (1)	4.1m (1)	2:11.04	29.23s	30.34s
6 SIGNIFICANT LAZ	6	12.6m	17.9m (0)	19.5m (0)	2:11.49	29.44s	29.65s
1 KEAYANG JIGSAW	7	19.4m	0.0m (0)	2.2m (0)	2:12.03	29.46s	31.47s
5 MILLWOOD GRACE	8	20.6m	13.7m (1)	8.1m (1)	2:12.12	28.90s	31.12s
7 KRISTYSGIRL	9	21.4m	4.4m (0)	7.1m (0)	2:12.19	29.50s	31.27s
9 GERRALE	10	35.9m	8.5m (0)	11.1m (0)	2:13.33	29.50s	32.11s

## Finish Position and metres gained

First Arrow shows distance gain/loss from 2nd Qtr to 3rd Qtr, Second Arrow shows distance gain/loss from 3rd Qtr to Finish  
Blue arrow indicates best gain in these quarters.



800

Visual positions in race at 2nd Quarter



400

Visual positions in race at 3rd Quarter



# Albury Race 8 Distance 1770m

Friday, 1 May 2026


Gross Time: 2:09.20 MileRate: 1:57.40 LeadTime: 11.00s First Qtr: 29.50s Second Qtr: 31.30s Third Qtr: 28.50s Fourth Qtr: 28.90s

DATA TABLE: 800 / 400 Posi's are position from leader and (how wide the horse was at that position)

No	Horse	Plc	Mar	800 Posi	400 Posi	Time	3rd Qtr	4th Qt
10	ABOUTTIME	1	0.0m	8.3m (2)	3.7m (3)	2:09.20	28.17s	28.64s
4	TIZZY LIZZIE	2	2.4m	1.6m (1)	0.9m (1)	2:09.38	28.45s	29.02s
9	SHADES OF MIKI	3	4.2m	4.1m (2)	1.7m (2)	2:09.52	28.33s	29.10s
7	FASTING	4	5.5m	13.3m (0)	13.5m (1)	2:09.62	28.52s	28.36s
8	OCTAGONISE	5	7.1m	9.8m (1)	8.8m (1)	2:09.74	28.43s	28.81s
11	OUR VINCENT CAN GOGH	6	8.3m	12.9m (2)	9.0m (2)	2:09.83	28.23s	28.89s
5	OZZIE CORKA	7	10.7m	0.0m (0)	0.0m (0)	2:10.01	28.50s	29.71s
1	NORMS LADY	8	16.4m	8.5m (0)	9.3m (0)	2:10.44	28.56s	29.48s
3	LE BETTY	9	19.9m	5.9m (1)	5.2m (1)	2:10.71	28.45s	30.04s
6	WE DEALIN DIAMONDS	10	45.6m	4.0m (0)	4.5m (0)	2:12.66	28.54s	32.04s

## Finish Position and metres gained

First Arrow shows distance gain/loss from 2nd Qtr to 3rd Qtr, Second Arrow shows distance gain/loss from 3rd Qtr to Finish  
Blue arrow indicates best gain in these quarters.



800

Visual positions in race at 2nd Quarter



400

Visual positions in race at 3rd Quarter

