

# Newcastle Race 1 Distance 1609m

Friday, 1 May 2026

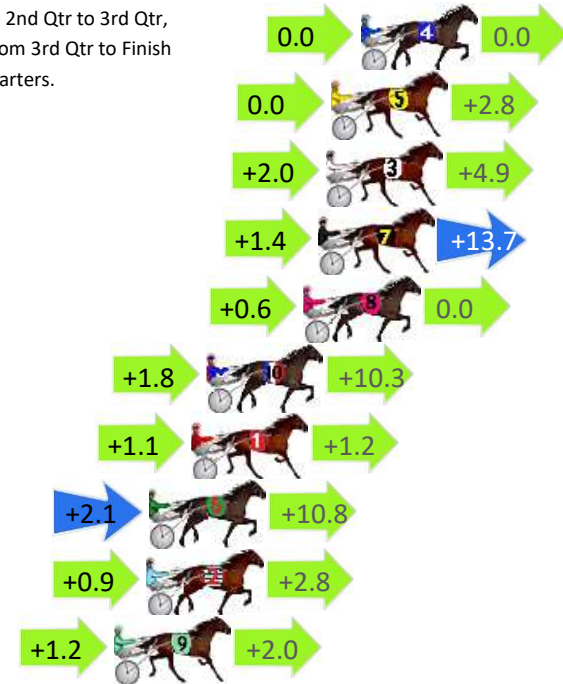
Gross Time: 1:54.90 MileRate: 1:54.90 LeadTime: 0.00s First Qtr: 27.50s Second Qtr: 30.80s Third Qtr: 28.20s Fourth Qtr: 28.40s

DATA TABLE: 800 / 400 Posi's are position from leader and (how wide the horse was at that position)

| No | Horse             | Plc | Mar  | 800 Posi  | 400 Posi  | Time    | 3rd Qtr | 4th Qt |
|----|-------------------|-----|------|-----------|-----------|---------|---------|--------|
| 4  | MR TEDDY          | 1   | 0.0m | 0.0m (0)  | 0.0m (0)  | 1:54.90 | 28.20s  | 28.40s |
| 5  | PET KITTY         | 2   | 1.2m | 4.0m (0)  | 4.0m (0)  | 1:54.99 | 28.20s  | 28.21s |
| 3  | ROCKTAGONAL       | 3   | 1.4m | 8.3m (1)  | 6.3m (1)  | 1:55.00 | 28.06s  | 28.06s |
| 7  | WHATABOYJACK      | 4   | 1.7m | 16.8m (1) | 15.4m (2) | 1:55.03 | 28.10s  | 27.45s |
| 8  | HEIDSIECK         | 5   | 2.3m | 2.9m (2)  | 2.3m (1)  | 1:55.07 | 28.16s  | 28.41s |
| 10 | SPIRIT KING       | 6   | 6.2m | 18.3m (0) | 16.5m (0) | 1:55.36 | 28.08s  | 27.70s |
| 1  | ERROL FIN         | 7   | 6.8m | 9.1m (0)  | 8.0m (0)  | 1:55.41 | 28.12s  | 28.35s |
| 6  | PRINCESS MICKAYLA | 8   | 8.5m | 21.4m (1) | 19.3m (1) | 1:55.53 | 28.06s  | 27.67s |
| 2  | ILLAWONG DANNY    | 9   | 8.6m | 12.3m (1) | 11.4m (1) | 1:55.54 | 28.14s  | 28.24s |
| 9  | MAJOR ICON        | 10  | 9.9m | 13.1m (0) | 11.9m (0) | 1:55.64 | 28.12s  | 28.30s |

## Finish Position and metres gained

First Arrow shows distance gain/loss from 2nd Qtr to 3rd Qtr, Second Arrow shows distance gain/loss from 3rd Qtr to Finish. Blue arrow indicates best gain in these quarters.



800

Visual positions in race at 2nd Quarter



400

Visual positions in race at 3rd Quarter



# Newcastle Race 2 Distance 1609m

Friday, 1 May 2026

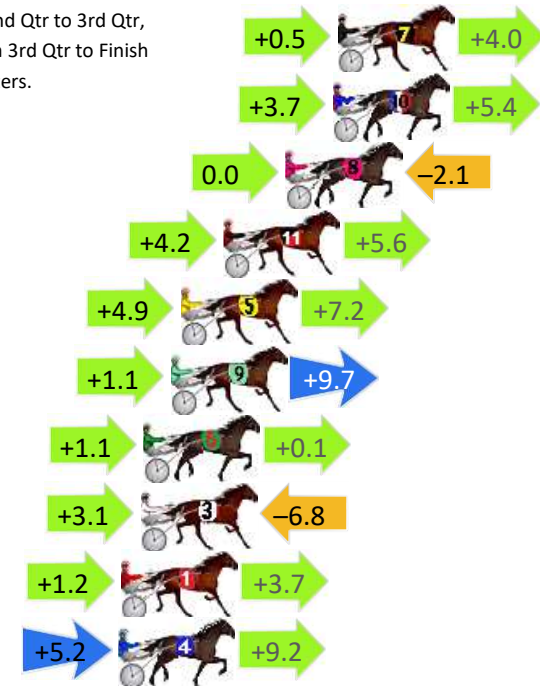
Gross Time: 1:55.90 MileRate: 1:55.90 LeadTime: 0.00s First Qtr: 28.10s Second Qtr: 30.70s Third Qtr: 28.50s Fourth Qtr: 28.60s

DATA TABLE: 800 / 400 Posi's are position from leader and (how wide the horse was at that position)

| No | Horse              | Plc | Mar  | 800 Posi  | 400 Posi  | Time    | 3rd Qtr | 4th Qt |
|----|--------------------|-----|------|-----------|-----------|---------|---------|--------|
| 7  | LOCHINVAR LEADER   | 1   | 0.0m | 4.5m (0)  | 4.0m (0)  | 1:55.90 | 28.46s  | 28.32s |
| 10 | NOTHING FINER      | 2   | 0.2m | 9.3m (1)  | 5.6m (1)  | 1:55.92 | 28.24s  | 28.22s |
| 8  | THREETWONINE       | 3   | 2.1m | 0.0m (0)  | 0.0m (0)  | 1:56.06 | 28.50s  | 28.76s |
| 11 | ROCKIN MISS REGINA | 4   | 4.6m | 14.4m (1) | 10.2m (1) | 1:56.25 | 28.20s  | 28.23s |
| 5  | BELIEVE IN CARMER  | 5   | 6.3m | 18.4m (1) | 13.5m (2) | 1:56.37 | 28.16s  | 28.11s |
| 9  | DYNAMITE DANNI     | 6   | 6.7m | 17.5m (0) | 16.4m (0) | 1:56.40 | 28.42s  | 27.94s |
| 6  | FEARFUL            | 7   | 7.8m | 9.0m (0)  | 7.9m (0)  | 1:56.49 | 28.42s  | 28.63s |
| 3  | GOLDNGLITZ         | 8   | 7.9m | 4.2m (1)  | 1.1m (1)  | 1:56.49 | 28.28s  | 29.11s |
| 1  | TARAS TEMPTATION   | 9   | 8.7m | 13.6m (0) | 12.4m (0) | 1:56.55 | 28.42s  | 28.37s |
| 4  | VALORIX            | 10  | 8.8m | 23.2m (0) | 18.0m (1) | 1:56.56 | 28.14s  | 27.98s |

## Finish Position and metres gained

First Arrow shows distance gain/loss from 2nd Qtr to 3rd Qtr, Second Arrow shows distance gain/loss from 3rd Qtr to Finish  
Blue arrow indicates best gain in these quarters.



8  
0  
0

Visual positions in race at 2nd Quarter



4  
0  
0

Visual positions in race at 3rd Quarter



# Newcastle Race 3 Distance 1609m

Friday, 1 May 2026


Gross Time: 1:53.10 MileRate: 1:53.10 LeadTime: 0.00s First Qtr: 27.60s Second Qtr: 29.40s Third Qtr: 27.90s Fourth Qtr: 28.20s

DATA TABLE: 800 / 400 Posi's are position from leader and (how wide the horse was at that position)

| No | Horse              | Plc | Mar   | 800 Posi  | 400 Posi  | Time    | 3rd Qtr | 4th Qt |
|----|--------------------|-----|-------|-----------|-----------|---------|---------|--------|
| 5  | SPUNKYS GOTSECRETS | 1   | 0.0m  | 0.0m (0)  | 0.0m (0)  | 1:53.10 | 27.90s  | 28.20s |
| 1  | KING HIT           | 2   | 5.2m  | 4.6m (0)  | 6.9m (0)  | 1:53.49 | 28.06s  | 28.11s |
| 3  | PETES CRUNCH TIME  | 3   | 5.3m  | 16.4m (1) | 18.9m (2) | 1:53.49 | 28.08s  | 27.27s |
| 9  | BETTERTHANFEDERER  | 4   | 9.9m  | 8.7m (0)  | 11.5m (0) | 1:53.83 | 28.10s  | 28.13s |
| 4  | ULTIMATE DIVA      | 5   | 14.3m | 13.3m (0) | 15.5m (0) | 1:54.16 | 28.06s  | 28.18s |
| 6  | OHWHATIWOULDGIVE   | 6   | 16.1m | 17.3m (0) | 19.5m (0) | 1:54.29 | 28.06s  | 28.03s |
| 7  | HES CHARLIES ANGEL | 7   | 16.1m | 3.2m (1)  | 5.2m (1)  | 1:54.29 | 28.04s  | 29.03s |
| 10 | OUR UNCLE JIM      | 8   | 17.8m | 12.4m (1) | 15.2m (1) | 1:54.42 | 28.10s  | 28.46s |
| 8  | MAJOR REASON       | 9   | 21.9m | 21.1m (1) | 22.4m (1) | 1:54.72 | 28.00s  | 28.26s |
| 2  | GRUMPYSHANNON      | 10  | 27.5m | 8.4m (1)  | 11.5m (1) | 1:55.14 | 28.12s  | 29.44s |

## Finish Position and metres gained

First Arrow shows distance gain/loss from 2nd Qtr to 3rd Qtr, Second Arrow shows distance gain/loss from 3rd Qtr to Finish  
Blue arrow indicates best gain in these quarters.



800

Visual positions in race at 2nd Quarter



400

Visual positions in race at 3rd Quarter



# Newcastle Race 4 Distance 1609m

Friday, 1 May 2026




Gross Time: 1:53.80 MileRate: 1:53.80 LeadTime: 0.00s First Qtr: 27.20s Second Qtr: 29.00s Third Qtr: 28.10s Fourth Qtr: 29.50s

DATA TABLE: 800 / 400 Posi's are position from leader and (how wide the horse was at that position)

| No | Horse             | Plc | Mar   | 800 Posi  | 400 Posi  | Time    | 3rd Qtr | 4th Qt |
|----|-------------------|-----|-------|-----------|-----------|---------|---------|--------|
| 1  | QUICKSHIFT GIRL   | 1   | 0.0m  | 4.6m (0)  | 3.9m (0)  | 1:53.80 | 28.06s  | 29.22s |
| 2  | RAY'S REDEMPTION  | 2   | 2.6m  | 0.0m (0)  | 0.0m (0)  | 1:54.00 | 28.10s  | 29.70s |
| 4  | THE CREEK         | 3   | 11.8m | 7.7m (1)  | 7.3m (2)  | 1:54.71 | 28.08s  | 29.89s |
| 8  | THE CID           | 4   | 13.3m | 26.6m (1) | 24.6m (1) | 1:54.83 | 28.00s  | 28.77s |
| 10 | ANNIE CROCKER     | 4   | 13.3m | 12.9m (1) | 12.9m (1) | 1:54.83 | 28.12s  | 29.61s |
| 7  | WAR WESTERN       | 6   | 13.5m | 13.2m (0) | 15.7m (0) | 1:54.84 | 28.30s  | 29.42s |
| 5  | SWEET ROCKY       | 7   | 14.4m | 17.5m (1) | 16.2m (2) | 1:54.91 | 28.04s  | 29.45s |
| 3  | SKY CITY          | 8   | 15.0m | 3.2m (1)  | 4.5m (1)  | 1:54.96 | 28.20s  | 30.34s |
| 6  | RADIANT AMBER     | 9   | 15.9m | 21.5m (1) | 20.7m (1) | 1:55.03 | 28.08s  | 29.25s |
| 9  | THE TAX COLLECTOR | 10  | 20.1m | 9.2m (0)  | 11.7m (0) | 1:55.35 | 28.30s  | 30.21s |

## Finish Position and metres gained

First Arrow shows distance gain/loss from 2nd Qtr to 3rd Qtr, Second Arrow shows distance gain/loss from 3rd Qtr to Finish  
Blue arrow indicates best gain in these quarters.



# Newcastle Race 5 Distance 1609m

Friday, 1 May 2026

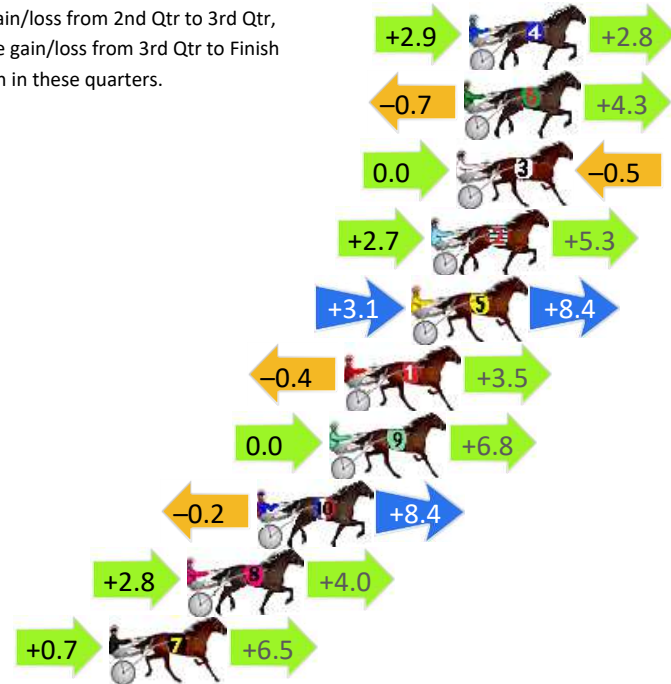
Gross Time: 1:56.00 MileRate: 1:56.00 LeadTime: 0.00s First Qtr: 27.50s Second Qtr: 31.50s Third Qtr: 29.80s Fourth Qtr: 27.20s

DATA TABLE: 800 / 400 Posi's are position from leader and (how wide the horse was at that position)

| No | Horse            | Plc | Mar   | 800 Posi  | 400 Posi  | Time    | 3rd Qtr | 4th Qt |
|----|------------------|-----|-------|-----------|-----------|---------|---------|--------|
| 4  | LACEYS LAD       | 1   | 0.0m  | 5.7m (1)  | 2.8m (1)  | 1:56.00 | 29.58s  | 27.00s |
| 6  | RAVISHING SLOY   | 2   | 0.2m  | 3.8m (0)  | 4.5m (0)  | 1:56.01 | 29.84s  | 26.89s |
| 3  | MONTALBANO       | 3   | 0.5m  | 0.0m (0)  | 0.0m (0)  | 1:56.04 | 29.80s  | 27.24s |
| 2  | LIGHT ME UP      | 4   | 1.5m  | 9.5m (1)  | 6.8m (1)  | 1:56.11 | 29.58s  | 26.83s |
| 5  | FORCE FULL       | 5   | 2.3m  | 13.8m (1) | 10.7m (1) | 1:56.16 | 29.54s  | 26.60s |
| 1  | SUGAR PIE HONEY  | 6   | 5.0m  | 8.1m (0)  | 8.5m (0)  | 1:56.36 | 29.80s  | 26.96s |
| 9  | METALLICA MAN    | 7   | 5.6m  | 12.4m (0) | 12.4m (0) | 1:56.40 | 29.76s  | 26.72s |
| 10 | I BET YOU        | 8   | 8.5m  | 16.7m (0) | 16.9m (0) | 1:56.61 | 29.76s  | 26.61s |
| 8  | NO NOTTHEBUTTONS | 9   | 11.3m | 18.1m (1) | 15.3m (1) | 1:56.81 | 29.54s  | 26.93s |
| 7  | ITZMINEONTHELINE | 10  | 14.4m | 21.6m (0) | 20.9m (0) | 1:57.03 | 29.68s  | 26.75s |

## Finish Position and metres gained

First Arrow shows distance gain/loss from 2nd Qtr to 3rd Qtr, Second Arrow shows distance gain/loss from 3rd Qtr to Finish  
Blue arrow indicates best gain in these quarters.



800

Visual positions in race at 2nd Quarter



400

Visual positions in race at 3rd Quarter



# Newcastle Race 6 Distance 1609m

Friday, 1 May 2026


Gross Time: 1:53.70 MileRate: 1:53.70 LeadTime: 0.00s First Qtr: 28.00s Second Qtr: 28.90s Third Qtr: 28.30s Fourth Qtr: 28.60s

DATA TABLE: 800 / 400 Posi's are position from leader and (how wide the horse was at that position)

| No | Horse             | Plc | Mar   | 800 Posi  | 400 Posi  | Time    | 3rd Qtr | 4th Qt |
|----|-------------------|-----|-------|-----------|-----------|---------|---------|--------|
| 5  | ANTETOKOUNMPO     | 1   | 0.0m  | 0.0m (0)  | 0.0m (0)  | 1:53.70 | 28.30s  | 28.60s |
| 2  | NEXT TO ME        | 2   | 3.1m  | 4.0m (0)  | 4.0m (0)  | 1:53.93 | 28.30s  | 28.55s |
| 9  | ROCKIN BULL       | 3   | 5.6m  | 12.5m (0) | 13.0m (0) | 1:54.12 | 28.34s  | 28.10s |
| 1  | HEEZ REASONABLE   | 4   | 6.7m  | 8.0m (0)  | 8.5m (0)  | 1:54.20 | 28.34s  | 28.50s |
| 10 | ULTIMATE WEAPON   | 5   | 17.0m | 2.6m (1)  | 5.1m (1)  | 1:54.98 | 28.48s  | 29.52s |
| 8  | SHARK DANCER      | 6   | 21.2m | 22.2m (0) | 19.8m (0) | 1:55.29 | 28.14s  | 28.79s |
| 3  | ALWAYS PROMISE ME | 7   | 21.4m | 15.6m (1) | 14.7m (1) | 1:55.31 | 28.24s  | 29.17s |
| 6  | BLING THE KASH    | 8   | 22.6m | 6.5m (1)  | 9.1m (1)  | 1:55.40 | 28.48s  | 29.66s |
| 7  | WAT EVER YOU NEED | 9   | 22.8m | 11.1m (1) | 10.2m (2) | 1:55.41 | 28.24s  | 29.59s |

## Finish Position and metres gained

First Arrow shows distance gain/loss from 2nd Qtr to 3rd Qtr, Second Arrow shows distance gain/loss from 3rd Qtr to Finish  
Blue arrow indicates best gain in these quarters.



800

Visual positions in race at 2nd Quarter



400

Visual positions in race at 3rd Quarter



# Newcastle Race 7 Distance 2030m

Friday, 1 May 2026

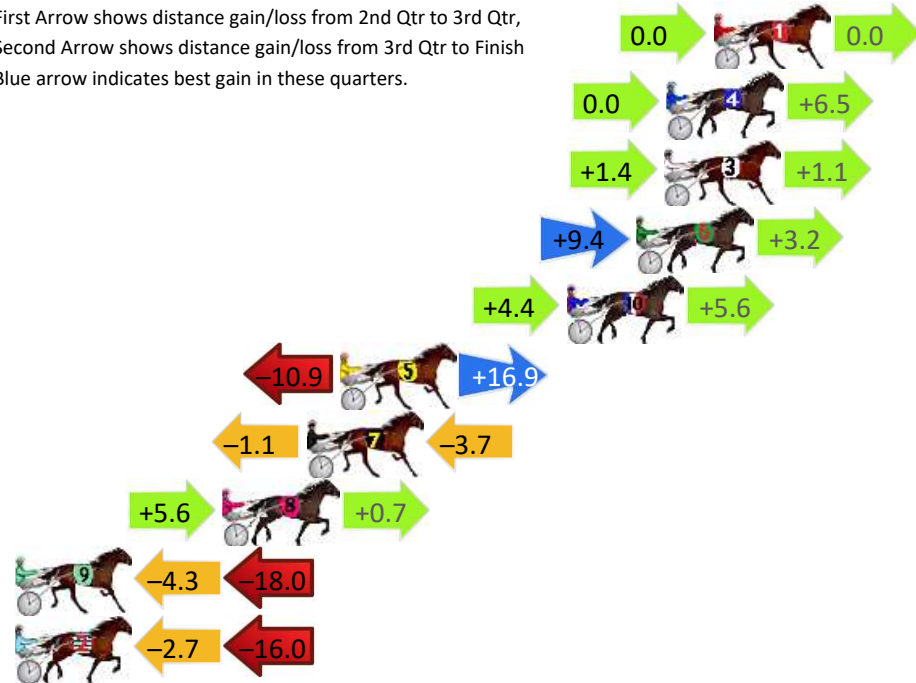
Gross Time: 2:28.80 MileRate: 1:58.00 LeadTime: 28.00s First Qtr: 30.50s Second Qtr: 28.80s Third Qtr: 29.60s Fourth Qtr: 31.90s

DATA TABLE: 800 / 400 Posi's are position from leader and (how wide the horse was at that position)

| No | Horse            | Plc | Mar   | 800 Posi  | 400 Posi  | Time    | 3rd Qtr | 4th Qt |
|----|------------------|-----|-------|-----------|-----------|---------|---------|--------|
| 1  | RAINBOWSEND      | 1   | 0.0m  | 0.0m (0)  | 0.0m (0)  | 2:28.80 | 29.60s  | 31.90s |
| 4  | TWO CRACKED CORN | 2   | 1.9m  | 8.4m (0)  | 8.4m (0)  | 2:28.96 | 29.64s  | 31.42s |
| 3  | NEED FOUR SPEED  | 3   | 2.0m  | 4.5m (0)  | 3.1m (1)  | 2:28.97 | 29.52s  | 31.83s |
| 6  | DOUBLE SAID      | 4   | 3.1m  | 15.7m (2) | 6.3m (2)  | 2:29.06 | 28.96s  | 31.68s |
| 10 | LINE OF COURAGE  | 5   | 5.9m  | 15.9m (1) | 11.5m (1) | 2:29.29 | 29.34s  | 31.51s |
| 5  | DYNAMITES BEST   | 6   | 15.0m | 21.0m (1) | 31.9m (1) | 2:30.05 | 30.54s  | 30.71s |
| 7  | BARRYS ROSE      | 7   | 16.3m | 11.5m (1) | 12.6m (0) | 2:30.16 | 29.74s  | 32.30s |
| 8  | RONNYS WATCHING  | 8   | 19.7m | 26.0m (1) | 20.4m (1) | 2:30.44 | 29.30s  | 31.98s |
| 9  | PIXIEBELLE       | 9   | 37.4m | 15.1m (0) | 19.4m (0) | 2:31.92 | 30.00s  | 33.54s |
| 2  | BIGGERBETTERBEST | 10  | 41.1m | 22.4m (0) | 25.1m (0) | 2:32.22 | 29.92s  | 33.40s |

## Finish Position and metres gained

First Arrow shows distance gain/loss from 2nd Qtr to 3rd Qtr, Second Arrow shows distance gain/loss from 3rd Qtr to Finish  
Blue arrow indicates best gain in these quarters.



800

Visual positions in race at 2nd Quarter



400

Visual positions in race at 3rd Quarter



# Newcastle Race 8 Distance 1609m

Friday, 1 May 2026

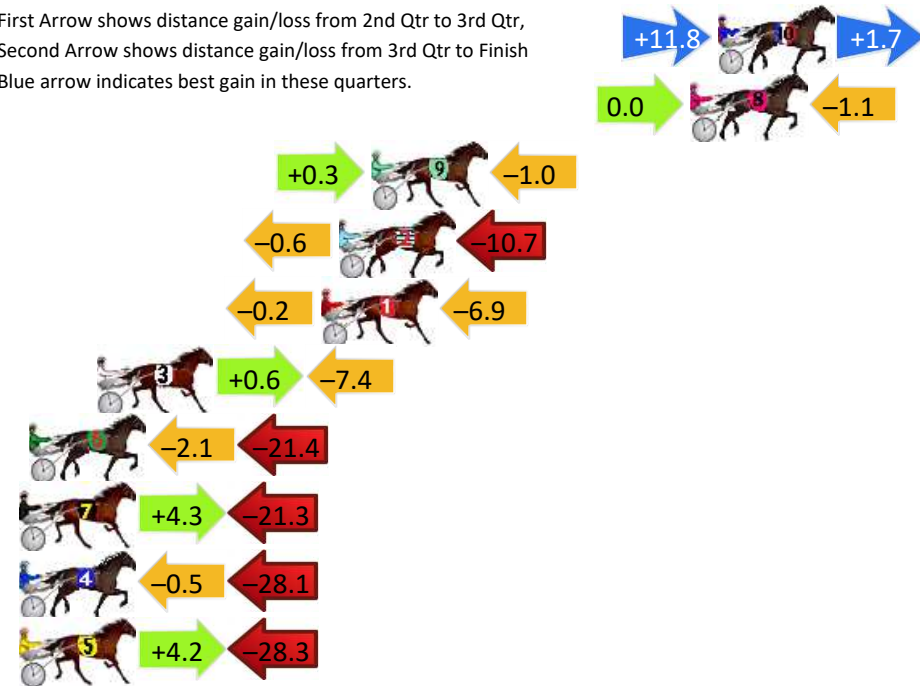
Gross Time: 1:58.00 MileRate: 1:58.00 LeadTime: 0.00s First Qtr: 28.60s Second Qtr: 32.20s Third Qtr: 29.30s Fourth Qtr: 27.90s

DATA TABLE: 800 / 400 Posi's are position from leader and (how wide the horse was at that position)

| No | Horse             | Plc | Mar   | 800 Posi  | 400 Posi  | Time    | 3rd Qtr | 4th Qt |
|----|-------------------|-----|-------|-----------|-----------|---------|---------|--------|
| 10 | SO CAN EYE        | 1   | 0.0m  | 13.5m (1) | 1.7m (1)  | 1:58.00 | 28.44s  | 27.78s |
| 8  | WAT ON EARTH      | 2   | 1.1m  | 0.0m (0)  | 0.0m (0)  | 1:58.08 | 29.30s  | 27.98s |
| 9  | ULTIMATE DILEMMA  | 3   | 13.9m | 13.2m (0) | 12.9m (0) | 1:59.02 | 29.26s  | 28.00s |
| 2  | DAZZLING GEMS     | 4   | 15.2m | 3.9m (0)  | 4.5m (0)  | 1:59.12 | 29.34s  | 28.70s |
| 1  | ADDED VALUE       | 5   | 15.9m | 8.8m (0)  | 9.0m (0)  | 1:59.17 | 29.30s  | 28.43s |
| 3  | LOUTHPARKSCHOONER | 6   | 24.9m | 18.1m (0) | 17.5m (0) | 1:59.83 | 29.22s  | 28.49s |
| 6  | WOOPAA            | 7   | 27.6m | 4.1m (1)  | 6.2m (1)  | 2:00.02 | 29.44s  | 29.48s |
| 7  | JOE BOY           | 8   | 35.4m | 18.4m (1) | 14.1m (1) | 2:00.60 | 28.96s  | 29.50s |
| 4  | SIERRA MIST       | 9   | 37.1m | 8.5m (1)  | 9.0m (2)  | 2:00.72 | 29.32s  | 29.98s |
| 5  | GIGTANA           | 10  | 46.9m | 22.8m (1) | 18.6m (1) | 2:01.44 | 28.96s  | 30.02s |

## Finish Position and metres gained

First Arrow shows distance gain/loss from 2nd Qtr to 3rd Qtr, Second Arrow shows distance gain/loss from 3rd Qtr to Finish  
Blue arrow indicates best gain in these quarters.



800

Visual positions in race at 2nd Quarter



400

Visual positions in race at 3rd Quarter



# Newcastle Race 9 Distance 2030m

Friday, 1 May 2026


Gross Time: 2:31.50 MileRate: 2:00.10 LeadTime: 31.90s First Qtr: 32.20s Second Qtr: 29.50s Third Qtr: 28.30s Fourth Qtr: 29.60s

DATA TABLE: 800 / 400 Posi's are position from leader and (how wide the horse was at that position)

| No | Horse             | Plc | Mar   | 800 Posi  | 400 Posi  | Time    | 3rd Qtr | 4th Qt |
|----|-------------------|-----|-------|-----------|-----------|---------|---------|--------|
| 2  | CAPTAIN DORIAN    | 1   | 0.0m  | 0.0m (0)  | 0.0m (0)  | 2:31.50 | 28.30s  | 29.60s |
| 8  | IRE OF THE DRAGON | 1   | 0.0m  | 1.1m (1)  | 1.7m (1)  | 2:31.50 | 28.34s  | 29.48s |
| 6  | SAINT KARAMARA    | 3   | 0.4m  | 3.7m (0)  | 4.5m (0)  | 2:31.53 | 28.36s  | 29.31s |
| 10 | REIGN MAKER       | 4   | 2.6m  | 10.8m (1) | 11.7m (1) | 2:31.70 | 28.38s  | 28.96s |
| 1  | WALLAROY BOY      | 5   | 6.2m  | 8.3m (0)  | 8.3m (0)  | 2:31.98 | 28.32s  | 29.48s |
| 5  | ROCKNROLL TONY    | 6   | 8.6m  | 6.3m (1)  | 7.2m (1)  | 2:32.17 | 28.38s  | 29.75s |
| 9  | GUNFIGHTERSGHOST  | 7   | 11.5m | 13.9m (0) | 13.3m (0) | 2:32.39 | 28.28s  | 29.53s |
| 4  | HASLER            | 8   | 14.7m | 15.4m (1) | 16.1m (1) | 2:32.64 | 28.38s  | 29.58s |
| 7  | SMOLENSKI         | 9   | 16.4m | 19.3m (1) | 20.6m (1) | 2:32.77 | 28.42s  | 29.39s |
| 3  | OUR ART CHRISTIAN | 10  | 18.8m | 18.5m (0) | 19.5m (0) | 2:32.96 | 28.40s  | 29.66s |

## Finish Position and metres gained

First Arrow shows distance gain/loss from 2nd Qtr to 3rd Qtr, Second Arrow shows distance gain/loss from 3rd Qtr to Finish  
Blue arrow indicates best gain in these quarters.



800

Visual positions in race at 2nd Quarter



400

Visual positions in race at 3rd Quarter

