

Menangle Race 1 Distance 1609m



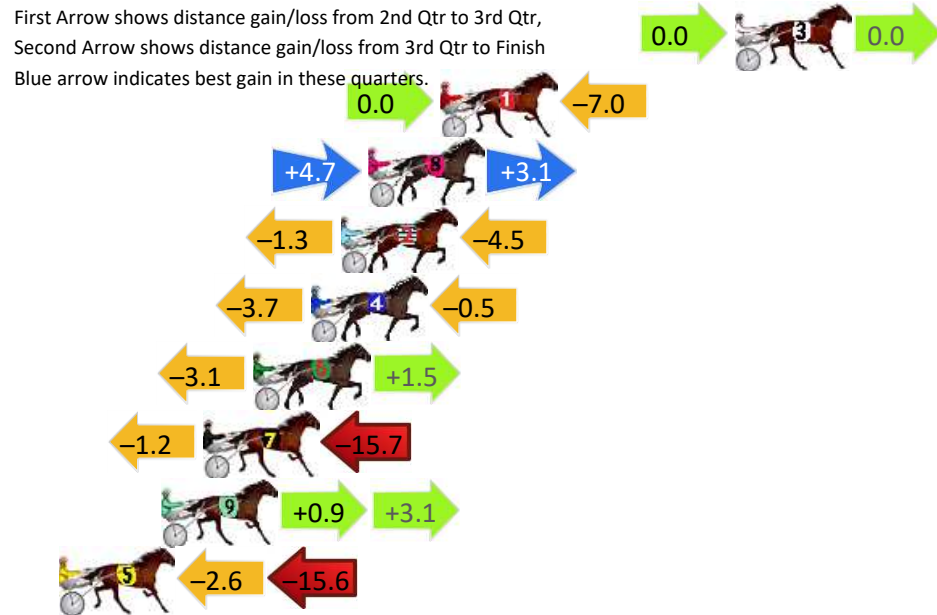
Saturday, 2 May 2026

Gross Time: 1:48.90 MileRate: 1:48.90 LeadTime: 0.00s First Qtr: 26.60s Second Qtr: 28.10s Third Qtr: 26.60s Fourth Qtr: 27.60s

DATA TABLE: 800 / 400 Posi's are position from leader and (how wide the horse was at that position)

NoHorse	Plc	Mar	800 Posi	400 Posi	Time	3rd Qtr	4th Qt
3 SOHO GUNSLINGER	1	0.0m	0.0m (0)	0.0m (0)	1:48.90	26.60s	27.60s
1 FRANCO NOVELIST	2	11.8m	4.8m (0)	4.8m (0)	1:49.76	26.60s	28.14s
8 MICHAYWEY	3	14.7m	22.5m (1)	17.8m (0)	1:49.97	26.31s	27.47s
2 GIPSY PRINCESS	4	15.8m	10.0m (0)	11.3m (0)	1:50.05	26.70s	27.99s
4 HUGO MAGUIRE	5	17.0m	12.8m (1)	16.5m (2)	1:50.13	26.86s	27.73s
6 ISTHISJUSTFANTASY	6	19.3m	17.7m (1)	20.8m (3)	1:50.30	26.83s	27.60s
7 DANCE WITH CARMER	7	21.3m	4.4m (1)	5.6m (1)	1:50.45	26.69s	28.77s
9 DOUBLE FEAR	8	23.0m	27.0m (1)	26.1m (0)	1:50.57	26.57s	27.51s
5 KANENA PROVLIMA	9	27.1m	8.9m (1)	11.5m (1)	1:50.87	26.79s	28.79s

Finish Position and metres gained



Menangle Race 2 Distance 1609m

Saturday, 2 May 2026


Gross Time: 1:52.20 MileRate: 1:52.20 LeadTime: 0.00s First Qtr: 27.10s Second Qtr: 29.60s Third Qtr: 28.30s Fourth Qtr: 27.20s

DATA TABLE: 800 / 400 Posi's are position from leader and (how wide the horse was at that position)

No	Horse	Plc	Mar	800 Posi	400 Posi	Time	3rd Qtr	4th Qt
5	COLOSSAL HOPE	1	0.0m	0.0m (0)	0.0m (0)	1:52.20	28.30s	27.20s
2	LAYDEN	2	0.5m	12.1m (1)	11.4m (2)	1:52.24	28.24s	26.45s
3	SWEET STRIKE	3	0.5m	4.8m (0)	4.1m (0)	1:52.24	28.24s	26.96s
6	SPIRIT OF ANARCHY	4	0.8m	12.8m (0)	11.6m (0)	1:52.26	28.20s	26.46s
8	RIVERA LOU	5	1.3m	8.1m (1)	6.6m (1)	1:52.29	28.19s	26.84s
10	DEMON BLUE	6	2.3m	3.5m (1)	2.0m (1)	1:52.36	28.19s	27.23s
1	OAKIE SMOKESHOW	7	7.4m	8.8m (0)	7.8m (0)	1:52.73	28.22s	27.19s
7	MIKI COHEN	8	7.9m	17.6m (0)	17.0m (1)	1:52.77	28.23s	26.59s
9	FE FE ON FIRE	9	14.5m	20.6m (1)	19.1m (4)	1:53.24	28.17s	26.92s
11	MAJOR ART	10	16.3m	16.0m (1)	15.1m (3)	1:53.37	28.21s	27.33s

Finish Position and metres gained

First Arrow shows distance gain/loss from 2nd Qtr to 3rd Qtr, Second Arrow shows distance gain/loss from 3rd Qtr to Finish
Blue arrow indicates best gain in these quarters.



800

Visual positions in race at 2nd Quarter



400

Visual positions in race at 3rd Quarter



Menangle Race 3 Distance 1609m

Saturday, 2 May 2026



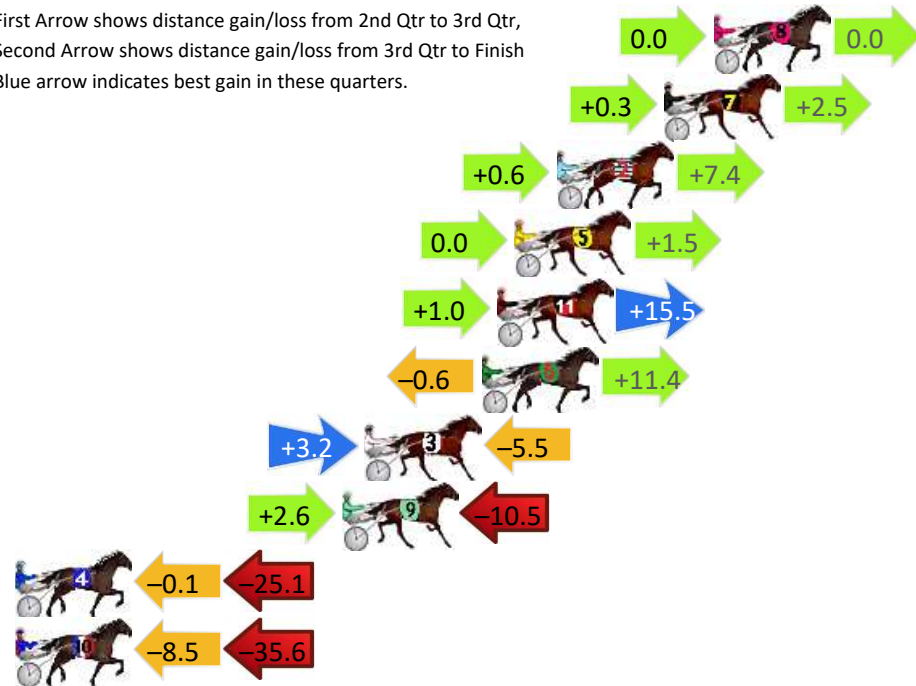
Gross Time: 1:49.70 MileRate: 1:49.70 LeadTime: 0.00s First Qtr: 26.60s Second Qtr: 28.90s Third Qtr: 27.00s Fourth Qtr: 27.10s

DATA TABLE: 800 / 400 Posi's are position from leader and (how wide the horse was at that position)

No	Horse	Plc	Mar	800 Posi	400 Posi	Time	3rd Qtr	4th Qt
8	RIPP	1	0.0m	0.0m (0)	0.0m (0)	1:49.70	27.00s	27.10s
7	JILLIBY NITRO	2	2.0m	4.8m (0)	4.5m (0)	1:49.84	26.98s	26.94s
2	PICCADILLY PETE	3	6.3m	14.3m (0)	13.7m (0)	1:50.15	26.96s	26.63s
5	CRAFTMANS CHARLIE	4	8.0m	9.5m (0)	9.5m (0)	1:50.27	27.00s	27.03s
11	CHASE A DREAM	5	8.7m	25.2m (1)	24.2m (2)	1:50.32	26.94s	26.09s
6	BAINBRIDGE	6	9.3m	20.1m (1)	20.7m (2)	1:50.36	27.04s	26.38s
3	CAPTAIN BELLASARIO	7	14.0m	11.7m (1)	8.5m (1)	1:50.70	26.79s	27.53s
9	PINSEEKER	8	14.9m	7.0m (1)	4.4m (1)	1:50.76	26.83s	27.87s
4	MASTER CATCH	9	40.8m	15.6m (1)	15.7m (1)	1:52.61	27.01s	28.96s
10	HI MANAMEISJEFF	10	106.1m	62.0m (0)	70.5m (0)	1:57.27	27.58s	29.93s

Finish Position and metres gained

First Arrow shows distance gain/loss from 2nd Qtr to 3rd Qtr, Second Arrow shows distance gain/loss from 3rd Qtr to Finish
Blue arrow indicates best gain in these quarters.



Menangle Race 4 Distance 2300m

Saturday, 2 May 2026


Gross Time: 2:50.10 MileRate: 1:59.00 LeadTime: 50.40s First Qtr: 31.90s Second Qtr: 29.30s Third Qtr: 29.70s Fourth Qtr: 28.80s

DATA TABLE: 800 / 400 Posi's are position from leader and (how wide the horse was at that position)

No	Horse	Plc	Mar	800 Posi	400 Posi	Time	3rd Qtr	4th Qt
11	GLADIATRIX	1	0.0m	11.4m (1)	10.0m (2)	2:50.10	29.60s	28.07s
5	JILLIBY AURA	2	0.8m	7.8m (1)	5.9m (2)	2:50.16	29.56s	28.43s
1	ALDEBARAN ADA	3	2.0m	12.9m (0)	11.8m (0)	2:50.25	29.62s	28.09s
10	ELLE PERFECTO	4	2.1m	0.0m (0)	0.0m (0)	2:50.26	29.70s	28.96s
7	ALDEBARAN JAZMINE	5	2.6m	17.0m (0)	16.5m (0)	2:50.30	29.66s	27.80s
4	ADELAIDE RED	6	3.9m	4.7m (0)	4.1m (0)	2:50.39	29.66s	28.79s
2	CEE CEE IN PARIS	7	4.2m	8.2m (0)	7.7m (0)	2:50.42	29.66s	28.56s
8	HALLEBESOFINE	8	7.9m	3.7m (1)	2.4m (1)	2:50.70	29.61s	29.22s
9	ZOOLU	9	13.7m	15.8m (1)	14.1m (2)	2:51.14	29.58s	28.81s
6	IJUSTCANTSEEIT	10	103.8m	20.7m (1)	17.6m (3)	2:57.95	29.47s	35.36s


Finish Position and metres gained

First Arrow shows distance gain/loss from 2nd Qtr to 3rd Qtr, Second Arrow shows distance gain/loss from 3rd Qtr to Finish
Blue arrow indicates best gain in these quarters.



800

Visual positions in race at 2nd Quarter



400

Visual positions in race at 3rd Quarter



Menangle Race 5 Distance 2300m

Saturday, 2 May 2026


Gross Time: 2:43.70 MileRate: 1:54.50 LeadTime: 50.20s First Qtr: 30.00s Second Qtr: 28.60s Third Qtr: 27.80s Fourth Qtr: 27.10s

DATA TABLE: 800 / 400 Posi's are position from leader and (how wide the horse was at that position)

No	Horse	Plc	Mar	800 Posi	400 Posi	Time	3rd Qtr	4th Qt
2	SEASIDER	1	0.0m	3.8m (0)	4.1m (0)	2:43.70	27.82s	26.82s
1	THALASSOPHOBIA	2	1.5m	12.2m (0)	12.9m (0)	2:43.81	27.84s	26.33s
11	IMA BOXA	3	2.9m	0.0m (0)	0.0m (0)	2:43.91	27.80s	27.31s
5	TUKAHA	4	12.2m	7.8m (0)	8.2m (0)	2:44.57	27.82s	27.41s
7	MIKI BE GOOD	5	17.7m	21.0m (1)	22.2m (4)	2:44.96	27.87s	26.85s
6	OUTSIDE FIGHTER	6	22.7m	16.9m (1)	23.0m (2)	2:45.32	28.20s	27.15s
8	GROSSO NASO	7	23.6m	24.6m (0)	26.4m (0)	2:45.38	27.90s	26.98s
9	BETTING RANGER	8	25.0m	15.9m (0)	17.3m (0)	2:45.48	27.88s	27.70s
10	SHE THE DEVIL	9	29.1m	20.6m (0)	22.3m (0)	2:45.78	27.90s	27.66s
12	TIGER PRINCE	10	40.0m	12.9m (1)	19.4m (3)	2:46.55	28.23s	28.63s
3	WALTER WARLOCK	11	49.2m	4.8m (1)	13.1m (1)	2:47.21	28.37s	29.72s
4	LITTLE DEMON	12	57.3m	8.8m (1)	15.7m (2)	2:47.79	28.26s	30.12s

Finish Position and metres gained

First Arrow shows distance gain/loss from 2nd Qtr to 3rd Qtr, Second Arrow shows distance gain/loss from 3rd Qtr to Finish
Blue arrow indicates best gain in these quarters.



800

Visual positions in race at 2nd Quarter



400

Visual positions in race at 3rd Quarter



Powered by **PJ Harness Analyser**

Sectional Analysis Software

Not just form | Free Trial

www.facebook.com/PJHarnessRacing



RISE Digital, Harness Racing Australia nor the provider accepts any responsibility for the completeness or accuracy of any of the information contained herein, and makes no representations about its suitability for any particular purpose. Users should make their own judgements about those matters and/or seek independent advice. You assume all risks associated with use of data provided on this page

Menangle Race 6 Distance 1609m

Saturday, 2 May 2026


Gross Time: 1:50.00 MileRate: 1:50.00 LeadTime: 0.00s First Qtr: 27.10s Second Qtr: 28.50s Third Qtr: 27.00s Fourth Qtr: 27.40s

DATA TABLE: 800 / 400 Posi's are position from leader and (how wide the horse was at that position)

No	Horse	Plc	Mar	800 Posi	400 Posi	Time	3rd Qtr	4th Qt
9	ARRHYTHMIA	1	0.0m	0.0m (0)	0.0m (0)	1:50.00	27.00s	27.40s
3	SENSES	2	4.7m	13.1m (0)	17.4m (1)	1:50.34	27.29s	26.56s
10	RIPPLES	3	6.4m	12.9m (1)	10.8m (2)	1:50.46	26.86s	27.13s
6	KEAYANG PASSION	4	11.5m	19.4m (0)	21.7m (2)	1:50.83	27.17s	26.76s
12	ARK SEA	5	12.4m	9.1m (1)	6.9m (2)	1:50.89	26.86s	27.83s
11	SPARKLING SEA	6	13.1m	4.9m (1)	4.4m (1)	1:50.94	26.97s	28.05s
5	WILLOWS GIRL	7	14.2m	17.4m (1)	16.0m (3)	1:51.02	26.91s	27.34s
8	BEACHBABE CROCKER	8	14.3m	4.5m (0)	8.3m (0)	1:51.03	27.26s	27.87s
4	ALWAYSBJOY	9	19.1m	21.9m (1)	20.4m (3)	1:51.38	26.91s	27.40s
2	FAKE FRIENDS	10	20.7m	8.9m (0)	12.4m (0)	1:51.49	27.24s	28.05s

Finish Position and metres gained

First Arrow shows distance gain/loss from 2nd Qtr to 3rd Qtr, Second Arrow shows distance gain/loss from 3rd Qtr to Finish
Blue arrow indicates best gain in these quarters.



800

Visual positions in race at 2nd Quarter



400

Visual positions in race at 3rd Quarter



Menangle Race 7 Distance 1609m

Saturday, 2 May 2026




Gross Time: 1:52.10 MileRate: 1:52.10 LeadTime: 0.00s First Qtr: 26.60s Second Qtr: 30.20s Third Qtr: 27.60s Fourth Qtr: 27.70s

DATA TABLE: 800 / 400 Posi's are position from leader and (how wide the horse was at that position)

No	Horse	Plc	Mar	800 Posi	400 Posi	Time	3rd Qtr	4th Qt
8	ROCKINWITHATTITUDE	1	0.0m	0.0m (0)	0.0m (0)	1:52.10	27.60s	27.70s
3	JILLIBY DREAMLOVER	2	12.9m	8.8m (0)	9.0m (0)	1:53.04	27.62s	28.02s
7	ALDEBARAN ACRUX	3	15.7m	10.3m (1)	11.3m (1)	1:53.24	27.67s	28.07s
4	JILLIBY BALLERINI	4	15.9m	4.1m (0)	3.1m (1)	1:53.26	27.53s	28.64s
9	THE PRIESTESS	5	32.0m	16.4m (1)	16.5m (1)	1:54.43	27.61s	28.90s
5	MALIBUU	6	33.9m	16.9m (0)	21.2m (1)	1:54.57	27.89s	28.72s
1	THEBESTBOURBON	7	53.1m	12.8m (0)	19.8m (0)	1:55.97	28.08s	30.21s
2	RAKERO BLAZE	8	114.1m	67.9m (0)	76.0m (0)	2:00.41	28.16s	30.79s

Finish Position and metres gained

First Arrow shows distance gain/loss from 2nd Qtr to 3rd Qtr, Second Arrow shows distance gain/loss from 3rd Qtr to Finish
Blue arrow indicates best gain in these quarters.



Menangle Race 8 Distance 1609m

Saturday, 2 May 2026

Gross Time: 1:49.70 MileRate: 1:49.70 LeadTime: 0.00s First Qtr: 27.10s Second Qtr: 29.30s Third Qtr: 26.90s Fourth Qtr: 26.40s

DATA TABLE: 800 / 400 Posi's are position from leader and (how wide the horse was at that position)

No	Horse	Plc	Mar	800 Posi	400 Posi	Time	3rd Qtr	4th Qt
2	CAPTAINS MISTRESS	1	0.0m	0.0m (0)	0.0m (0)	1:49.70	26.90s	26.40s
7	STENO	2	12.7m	11.2m (1)	16.7m (2)	1:50.58	27.26s	26.18s
8	WICKED CONFESSION	3	13.6m	16.0m (1)	21.8m (3)	1:50.65	27.27s	25.90s
4	EYE KEEP SMILING	4	17.4m	6.7m (1)	12.9m (1)	1:50.91	27.31s	26.76s
12	CAN BE A RUEBE	5	19.1m	21.8m (0)	26.6m (3)	1:51.03	27.20s	25.97s
9	GUNNA RELOAD	6	19.6m	12.6m (0)	23.6m (0)	1:51.06	27.62s	26.20s
1	SMIRKIN SERENE	7	19.6m	4.2m (0)	7.3m (0)	1:51.06	27.10s	27.28s
3	LUX AETERNA	8	22.9m	8.1m (0)	17.5m (0)	1:51.29	27.52s	26.83s
11	THE ANSWER	9	28.0m	17.4m (0)	27.4m (1)	1:51.65	27.55s	26.54s
10	TOKYO ROSE	10	32.1m	2.2m (1)	19.5m (1)	1:51.94	28.05s	27.34s

Finish Position and metres gained



800

Visual positions in race at 2nd Quarter



400

Visual positions in race at 3rd Quarter



Menangle Race 9 Distance 1609m

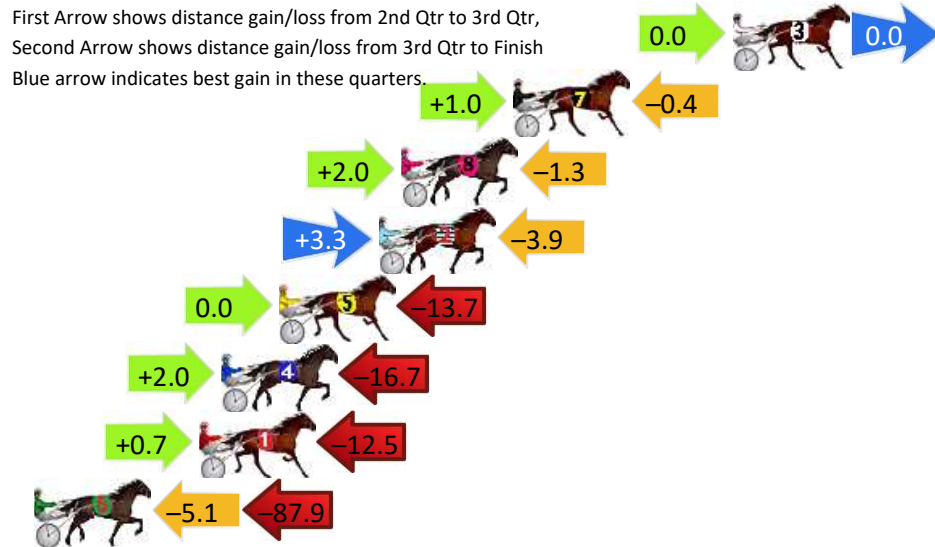
Saturday, 2 May 2026

Gross Time: 1:53.90 MileRate: 1:53.90 LeadTime: 0.00s First Qtr: 27.80s Second Qtr: 28.50s Third Qtr: 29.70s Fourth Qtr: 27.90s

DATA TABLE: 800 / 400 Posi's are position from leader and (how wide the horse was at that position)

No	Horse	Plc	Mar	800 Posi	400 Posi	Time	3rd Qtr	4th Qt
3	SHE'S A DELANEY	1	0.0m	0.0m (0)	0.0m (0)	1:53.90	29.70s	27.90s
7	DECOUPAGE	2	8.8m	9.4m (1)	8.4m (3)	1:54.55	29.63s	27.94s
8	WALLABY WAY	3	13.3m	14.0m (1)	12.0m (3)	1:54.88	29.57s	28.01s
2	OUR SWEETHEART	4	14.2m	13.6m (0)	10.3m (1)	1:54.94	29.47s	28.21s
5	TULHURST IRIS	5	18.2m	4.5m (0)	4.5m (0)	1:55.24	29.70s	28.92s
4	FEROCIOUS LOVER	6	20.5m	5.8m (1)	3.8m (2)	1:55.40	29.56s	29.14s
1	CANDY GIRL MARLEY	7	21.4m	9.6m (0)	8.9m (0)	1:55.47	29.66s	28.83s
6	OUTTA THE ORDINARY	8	93.7m	0.7m (1)	5.8m (1)	2:00.77	30.07s	34.36s

Finish Position and metres gained



800

Visual positions in race at 2nd Quarter



400

Visual positions in race at 3rd Quarter



Menangle Race 10 Distance 1609m

Saturday, 2 May 2026

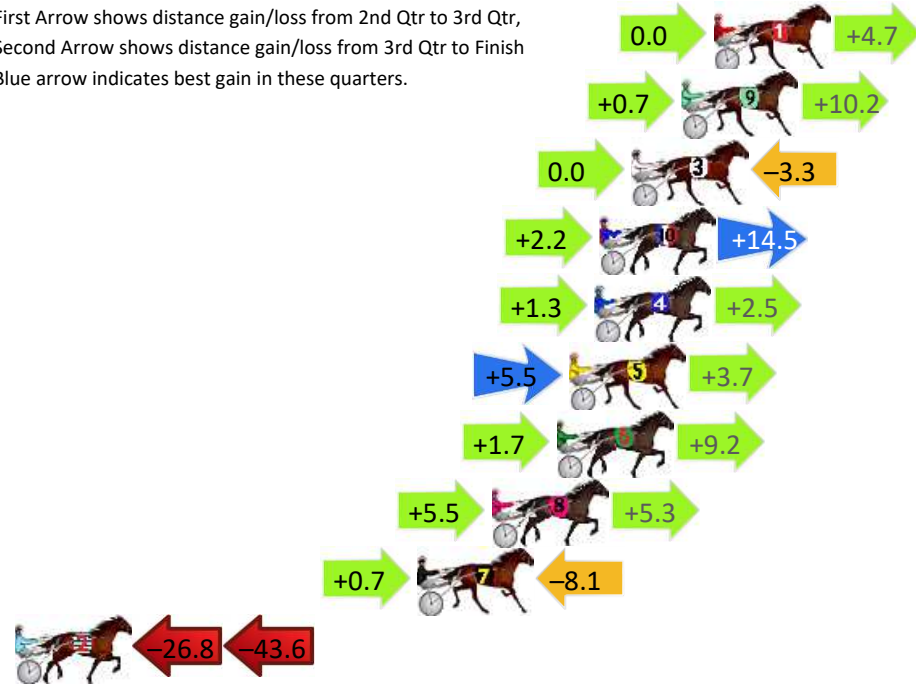
Gross Time: 1:50.80 MileRate: 1:50.80 LeadTime: 0.00s First Qtr: 26.80s Second Qtr: 29.60s Third Qtr: 27.50s Fourth Qtr: 26.90s

DATA TABLE: 800 / 400 Posi's are position from leader and (how wide the horse was at that position)

No	Horse	Plc	Mar	800 Posi	400 Posi	Time	3rd Qtr	4th Qt
1	BETTERTHANCASH	1	0.0m	4.7m (0)	4.7m (0)	1:50.80	27.50s	26.58s
9	GLITTER AINT GOLD	2	1.3m	12.2m (2)	11.5m (1)	1:50.89	27.44s	26.22s
3	ALTA WILLIAM	3	3.3m	0.0m (0)	0.0m (0)	1:51.03	27.50s	27.13s
10	JAY OK	4	4.6m	21.3m (2)	19.1m (1)	1:51.13	27.34s	25.93s
4	POST PAINTER	5	4.8m	8.6m (1)	7.3m (1)	1:51.14	27.41s	26.75s
5	SMOOTH BUZZ	6	5.8m	15.0m (1)	9.5m (0)	1:51.21	27.11s	26.67s
6	UNFAZED	7	6.3m	17.2m (2)	15.5m (2)	1:51.25	27.37s	26.30s
8	CASSIUS DECK	8	8.9m	19.7m (1)	14.2m (0)	1:51.43	27.11s	26.57s
7	CLASSIC MISSION	9	11.9m	4.5m (1)	3.8m (1)	1:51.64	27.45s	27.49s
2	WHERE'S THE GOLD	10	85.0m	14.6m (0)	41.4m (0)	1:56.82	29.30s	30.12s


Finish Position and metres gained

First Arrow shows distance gain/loss from 2nd Qtr to 3rd Qtr, Second Arrow shows distance gain/loss from 3rd Qtr to Finish
Blue arrow indicates best gain in these quarters.



800

Visual positions in race at 2nd Quarter



400

Visual positions in race at 3rd Quarter



Menangle Race 11 Distance 2300m

Saturday, 2 May 2026


Gross Time: 2:47.90 MileRate: 1:57.50 LeadTime: 50.20s First Qtr: 31.20s Second Qtr: 29.30s Third Qtr: 28.40s Fourth Qtr: 28.80s

DATA TABLE: 800 / 400 Posi's are position from leader and (how wide the horse was at that position)

No	Horse	Plc	Mar	800 Posi	400 Posi	Time	3rd Qtr	4th Qt
3	SPEEDY LOVER	1	0.0m	5.1m (0)	4.5m (0)	2:47.90	28.36s	28.48s
8	KYVALLEY MAVEN	2	0.2m	21.4m (1)	9.2m (1)	2:47.92	27.55s	28.16s
4	IMPERIAL MONARCH	3	1.1m	0.0m (0)	0.0m (0)	2:47.98	28.40s	28.88s
7	CONSTANTINOPLE	4	5.3m	16.6m (1)	5.3m (1)	2:48.30	27.61s	28.83s
2	SUNNY GEE	5	11.9m	13.0m (0)	16.0m (1)	2:48.80	28.61s	28.57s
5	JUNGLE EYES	6	16.2m	18.1m (0)	19.7m (3)	2:49.12	28.52s	28.62s
1	COURAGE STRIDE	7	25.0m	9.4m (0)	11.3m (0)	2:49.79	28.54s	29.89s
6	WATTS UP PARTYTIME	8	96.7m	25.9m (1)	15.6m (2)	2:55.21	27.68s	35.00s

Finish Position and metres gained

First Arrow shows distance gain/loss from 2nd Qtr to 3rd Qtr, Second Arrow shows distance gain/loss from 3rd Qtr to Finish
Blue arrow indicates best gain in these quarters.



800

Visual positions in race at 2nd Quarter



400

Visual positions in race at 3rd Quarter