

# Forbes Race 1 Distance 1680m

Sunday, 3 May 2026




Gross Time: 2:05.60 MileRate: 2:00.30 LeadTime: 7.30s First Qtr: 29.20s Second Qtr: 29.00s Third Qtr: 30.40s Fourth Qtr: 29.70s

DATA TABLE: 800 / 400 Posi's are position from leader and (how wide the horse was at that position)

No	Horse	Plc	Mar	800 Posi	400 Posi	Time	3rd Qtr	4th Qt
4	SECRET REASON	1	0.0m	19.4m (0)	13.9m (1)	2:05.60	30.04s	28.66s
8	BELLE OF BELMONT	2	4.1m	7.5m (1)	4.6m (2)	2:05.92	30.20s	29.68s
5	DONTRATTLEHISCAG E	3	5.5m	11.9m (1)	9.6m (1)	2:06.03	30.26s	29.41s
9	BABY EL AY	4	7.9m	14.7m (0)	12.9m (0)	2:06.21	30.30s	29.35s
2	BODELETOS	5	9.3m	3.1m (1)	2.4m (1)	2:06.32	30.36s	30.24s
7	BURRABADINE BELLE	6	9.7m	9.4m (0)	8.8m (0)	2:06.35	30.38s	29.79s
1	LACEY CAKES	7	10.8m	0.0m (0)	0.0m (0)	2:06.44	30.40s	30.54s
3	SONNY WRITER	8	12.3m	4.2m (0)	4.6m (0)	2:06.56	30.44s	30.32s
6	STUCKINAFENCE	9	78.9m	45.5m (0)	52.5m (0)	2:11.74	31.04s	31.92s

## Finish Position and metres gained

First Arrow shows distance gain/loss from 2nd Qtr to 3rd Qtr, Second Arrow shows distance gain/loss from 3rd Qtr to Finish  
Blue arrow indicates best gain in these quarters.



# Forbes Race 2 Distance 1680m

Sunday, 3 May 2026



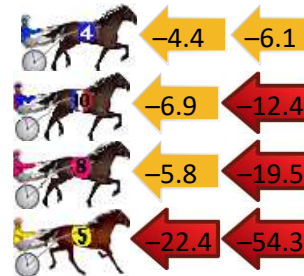
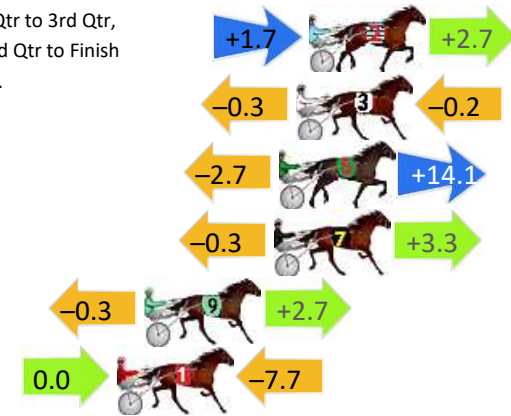
Gross Time: 2:04.00 MileRate: 1:58.80 LeadTime: 5.60s First Qtr: 29.40s Second Qtr: 30.20s Third Qtr: 29.40s Fourth Qtr: 29.40s

DATA TABLE: 800 / 400 Posi's are position from leader and (how wide the horse was at that position)

No	Horse	Plc	Mar	800 Posi	400 Posi	Time	3rd Qtr	4th Qt
2	DANCE BABY DANCE	1	0.0m	4.4m (1)	2.7m (2)	2:04.00	29.28s	29.20s
3	SATELLITE SIMBA	2	0.5m	0.0m (1)	0.3m (1)	2:04.04	29.42s	29.42s
6	MAGIC TULHURST	3	1.2m	12.6m (1)	15.3m (0)	2:04.09	29.60s	28.37s
7	SPRINGFIELD DESIRE	4	1.4m	4.4m (0)	4.7m (0)	2:04.11	29.42s	29.17s
9	THE DOME	5	6.6m	9.0m (0)	9.3m (0)	2:04.51	29.42s	29.23s
1	LIMBO LENNY	6	7.7m	0.0m (0)	0.0m (0)	2:04.59	29.40s	29.99s
4	IDEAL TAO	7	27.7m	17.2m (1)	21.6m (1)	2:06.14	29.72s	29.96s
10	PEAKSART	8	32.7m	13.4m (0)	20.3m (0)	2:06.52	29.90s	30.44s
8	YARRAMAN KAYLOU	9	55.1m	29.8m (0)	35.6m (0)	2:08.25	29.82s	31.05s
5	ROCKY LEIGH	10	85.5m	8.8m (1)	31.2m (0)	2:10.59	31.04s	33.71s

## Finish Position and metres gained

First Arrow shows distance gain/loss from 2nd Qtr to 3rd Qtr, Second Arrow shows distance gain/loss from 3rd Qtr to Finish. Blue arrow indicates best gain in these quarters.



# Forbes Race 3 Distance 1680m

Sunday, 3 May 2026




Gross Time: 2:03.00 MileRate: 1:57.80 LeadTime: 4.90s First Qtr: 29.20s Second Qtr: 29.90s Third Qtr: 30.40s Fourth Qtr: 28.60s

DATA TABLE: 800 / 400 Posi's are position from leader and (how wide the horse was at that position)

No	Horse	Plc	Mar	800 Posi	400 Posi	Time	3rd Qtr	4th Qt
10	FULL OF SPICE	1	0.0m	12.4m (1)	12.0m (1)	2:03.00	30.36s	27.72s
3	YARRAMAN TILLY	2	2.4m	0.0m (0)	0.3m (0)	2:03.18	30.42s	28.76s
9	LOLLIPOP	3	4.1m	4.6m (1)	3.8m (1)	2:03.31	30.34s	28.63s
6	LAST FLITE	4	6.7m	0.5m (1)	0.0m (1)	2:03.50	30.36s	29.10s
5	MAMMALS JEWEL	5	7.5m	8.4m (0)	8.7m (0)	2:03.56	30.42s	28.52s
1	LAMNA NASUS	6	10.4m	12.4m (0)	12.8m (0)	2:03.78	30.42s	28.44s
4	TULHURST TOOT TOOT	7	11.7m	4.3m (0)	4.9m (0)	2:03.88	30.44s	29.12s
7	DIAMOND BIKINI	8	12.6m	16.2m (1)	16.1m (1)	2:03.95	30.38s	28.37s
8	LETSGO MATILDA	9	22.8m	8.6m (1)	8.2m (1)	2:04.71	30.36s	29.71s
2	PROMISE ME ART	10	68.1m	37.9m (0)	45.6m (0)	2:08.11	30.92s	30.37s

## Finish Position and metres gained

First Arrow shows distance gain/loss from 2nd Qtr to 3rd Qtr, Second Arrow shows distance gain/loss from 3rd Qtr to Finish Blue arrow indicates best gain in these quarters.



# Forbes Race 4 Distance 1680m

Sunday, 3 May 2026




Gross Time: 2:04.60 MileRate: 1:59.40 LeadTime: 6.40s First Qtr: 29.20s Second Qtr: 30.40s Third Qtr: 29.90s Fourth Qtr: 28.70s

DATA TABLE: 800 / 400 Posi's are position from leader and (how wide the horse was at that position)

NoHorse	Plc	Mar	800 Posi	400 Posi	Time	3rd Qtr	4th Qt
6 IRK MCGLURK	1	0.0m	1.6m (1)	0.0m (0)	2:04.60	29.78s	28.70s
5 SHEZ A WARRIOR	2	5.3m	7.0m (1)	5.0m (1)	2:05.00	29.74s	28.74s
2 TENEACHWAY	3	5.6m	4.6m (0)	8.2m (0)	2:05.02	30.16s	28.52s
8 TULHURST ELVIS	4	16.8m	12.9m (0)	17.0m (0)	2:05.87	30.18s	28.73s
9 ROCK QUEEN	5	17.0m	11.8m (1)	11.4m (1)	2:05.88	29.85s	29.15s
4 INGERMARLA	6	18.7m	8.6m (0)	12.6m (0)	2:06.01	30.18s	29.19s
1 KARINYA MAX	7	25.5m	17.5m (0)	22.0m (0)	2:06.52	30.20s	29.02s
10 CHANSU	8	27.7m	0.0m (0)	4.1m (0)	2:06.69	30.20s	30.49s
3 STUDLEIGH STARLITE	9	442.7m	249.4m (0)	294.4m (0)	2:37.96	32.80s	40.62s

## Finish Position and metres gained

First Arrow shows distance gain/loss from 2nd Qtr to 3rd Qtr, Second Arrow shows distance gain/loss from 3rd Qtr to Finish  
Blue arrow indicates best gain in these quarters.



# Forbes Race 5 Distance 2060m




Sunday, 3 May 2026

Gross Time: 2:34.90 MileRate: 2:01.00 LeadTime: 35.10s First Qtr: 31.90s Second Qtr: 30.90s Third Qtr: 29.20s Fourth Qtr: 27.80s

DATA TABLE: 800 / 400 Posi's are position from leader and (how wide the horse was at that position)

No	Horse	Plc	Mar	800 Posi	400 Posi	Time	3rd Qtr	4th Qt
3	JUDAH RED	1	0.0m	0.0m (0)	0.0m (0)	2:34.90	29.20s	27.80s
2	MONDO GLITZ	2	12.4m	4.4m (0)	4.5m (0)	2:35.81	29.20s	28.39s
1	ULTIMATE COOKIE	3	13.7m	9.7m (0)	9.3m (0)	2:35.90	29.16s	28.14s
10	MAGGIE MOTH	4	15.1m	13.2m (1)	14.7m (2)	2:36.00	29.28s	27.86s
7	KAY JAY MIKI	5	18.9m	14.1m (0)	13.8m (0)	2:36.28	29.16s	28.20s
8	MIDNIGHT CRIMES	6	21.1m	0.6m (1)	3.7m (1)	2:36.44	29.42s	29.08s
6	STUDLEIGH FURY	7	21.4m	17.6m (1)	9.3m (2)	2:36.46	28.58s	28.70s
4	MARABELLE	8	25.7m	9.0m (1)	12.4m (1)	2:36.78	29.43s	28.80s
9	BILLS SWAN SONG	9	26.9m	5.2m (1)	8.5m (1)	2:36.87	29.42s	29.17s
5	CALM FRANCO	10	68.7m	39.1m (0)	45.7m (0)	2:39.92	29.60s	29.58s

## Finish Position and metres gained



# Forbes Race 6 Distance 1680m

Sunday, 3 May 2026


Gross Time: 2:03.40 MileRate: 1:58.20 LeadTime: 5.30s First Qtr: 29.30s Second Qtr: 30.20s Third Qtr: 30.20s Fourth Qtr: 28.40s

DATA TABLE: 800 / 400 Posi's are position from leader and (how wide the horse was at that position)

No	Horse	Plc	Mar	800 Posi	400 Posi	Time	3rd Qtr	4th Qt
8	ROCKET ME	1	0.0m	1.3m (1)	0.0m (1)	2:03.40	30.10s	28.40s
3	EXCUSE TO COLLECT	2	2.9m	5.6m (1)	4.4m (1)	2:03.62	30.10s	28.30s
1	RIVERINA FLASH	3	5.6m	4.0m (0)	5.8m (0)	2:03.82	30.32s	28.40s
10	MAGIC MATTEO	4	7.0m	10.1m (2)	5.9m (2)	2:03.92	29.87s	28.49s
4	GET UP BETTY	5	12.0m	9.6m (1)	8.5m (1)	2:04.30	30.10s	28.68s
9	ROCKIN SWEET	6	13.0m	14.4m (1)	10.2m (2)	2:04.37	29.86s	28.63s
5	MAMMALS BLAZE	7	21.0m	6.1m (2)	1.7m (2)	2:04.97	29.86s	29.85s
2	BURRABADINE BULLET	8	21.9m	8.5m (0)	10.4m (0)	2:05.03	30.32s	29.27s
7	OUR GIRL ECHO	9	22.8m	13.3m (0)	13.5m (1)	2:05.10	30.18s	29.12s
6	DESIDERIO	10	52.3m	0.0m (0)	1.9m (0)	2:07.30	30.34s	32.16s

## Finish Position and metres gained

First Arrow shows distance gain/loss from 2nd Qtr to 3rd Qtr, Second Arrow shows distance gain/loss from 3rd Qtr to Finish  
Blue arrow indicates best gain in these quarters.



800

Visual positions in race at 2nd Quarter



400

Visual positions in race at 3rd Quarter

# Forbes Race 7 Distance 2060m

Sunday, 3 May 2026


Gross Time: 2:32.30 MileRate: 1:59.00 LeadTime: 33.70s First Qtr: 31.60s Second Qtr: 29.70s Third Qtr: 29.40s Fourth Qtr: 27.90s

DATA TABLE: 800 / 400 Posi's are position from leader and (how wide the horse was at that position)

No	Horse	Plc	Mar	800 Posi	400 Posi	Time	3rd Qtr	4th Qt
2	ALWAYS ADORNED	1	0.0m	0.0m (0)	1.1m (0)	2:32.30	29.48s	27.82s
3	SUNSET JAY JAY	2	0.4m	4.4m (0)	5.9m (0)	2:32.33	29.50s	27.51s
4	KARINYA HAZ	3	0.8m	5.2m (1)	3.9m (2)	2:32.36	29.30s	27.68s
8	SEVEN TEE TWO	4	3.5m	0.8m (1)	0.0m (1)	2:32.56	29.34s	28.16s
6	FORESIGHT	5	6.1m	13.4m (1)	8.4m (3)	2:32.75	29.02s	27.75s
7	KADAR	6	6.6m	13.4m (0)	12.6m (0)	2:32.78	29.32s	27.48s
10	HAZZA IS WATCHING	7	7.1m	8.9m (1)	7.9m (2)	2:32.82	29.31s	27.86s
1	WILLIES DOLLAR	8	7.4m	9.0m (0)	9.0m (1)	2:32.84	29.38s	27.80s
5	STUDLEIGH SUNRISE	9	13.0m	22.2m (0)	16.9m (0)	2:33.25	28.98s	27.65s
9	LOYOLA GOLF	10	24.4m	17.5m (0)	13.5m (1)	2:34.09	29.08s	28.73s


## Finish Position and metres gained

First Arrow shows distance gain/loss from 2nd Qtr to 3rd Qtr, Second Arrow shows distance gain/loss from 3rd Qtr to Finish  
Blue arrow indicates best gain in these quarters.



800

Visual positions in race at 2nd Quarter



400

Visual positions in race at 3rd Quarter



# Forbes Race 8 Distance 1680m

Sunday, 3 May 2026


Gross Time: 2:03.50 MileRate: 1:58.30 LeadTime: 6.60s First Qtr: 29.50s Second Qtr: 30.00s Third Qtr: 29.20s Fourth Qtr: 28.20s

DATA TABLE: 800 / 400 Posi's are position from leader and (how wide the horse was at that position)

No	Horse	Plc	Mar	800 Posi	400 Posi	Time	3rd Qtr	4th Qt
3	CAPITALISM	1	0.0m	0.0m (0)	0.0m (0)	2:03.50	29.20s	28.20s
4	LEXYS ON SONG	2	3.8m	5.2m (1)	4.2m (2)	2:03.78	29.12s	28.18s
10	ITS DOWN TO DIGGER	3	4.2m	1.1m (1)	1.4m (1)	2:03.81	29.22s	28.41s
5	BARLOR HEAVEN	4	6.2m	9.7m (1)	7.9m (2)	2:03.96	29.06s	28.10s
8	BEANCOUNTER	5	6.9m	13.8m (1)	11.5m (1)	2:04.01	29.02s	27.89s
9	DIVINE GIRL	6	8.5m	18.2m (1)	16.0m (1)	2:04.13	29.02s	27.69s
2	TULHURST TIMMY	7	9.5m	4.7m (0)	6.3m (0)	2:04.20	29.31s	28.45s
6	DUN SPRUIKIN	8	11.1m	22.6m (1)	15.4m (2)	2:04.32	28.66s	27.92s
7	ALTA BILLY	9	15.2m	16.3m (0)	15.1m (0)	2:04.63	29.10s	28.25s
1	NO ALIBI	10	15.7m	11.6m (0)	10.7m (0)	2:04.66	29.12s	28.60s

## Finish Position and metres gained

First Arrow shows distance gain/loss from 2nd Qtr to 3rd Qtr, Second Arrow shows distance gain/loss from 3rd Qtr to Finish  
Blue arrow indicates best gain in these quarters.



800

Visual positions in race at 2nd Quarter



400

Visual positions in race at 3rd Quarter

