

Canberra Race 1 Distance 1770m

Monday, 4 May 2026


Gross Time: 2:12.00 MileRate: 2:00.00 LeadTime: 11.30s First Qtr: 30.90s Second Qtr: 31.40s Third Qtr: 29.30s Fourth Qtr: 29.10s

DATA TABLE: 800 / 400 Posi's are position from leader and (how wide the horse was at that position)

No	Horse	Plc	Mar	800 Posi	400 Posi	Time	3rd Qtr	4th Qt
5	ROCKET BOY	1	0.0m	1.2m (1)	1.7m (1)	2:12.00	29.33s	28.98s
7	UNCLE CRAIGO	2	2.2m	8.8m (0)	8.8m (0)	2:12.17	29.30s	28.63s
2	NIFTY AMBITION	3	4.1m	0.0m (0)	0.0m (0)	2:12.31	29.30s	29.41s
10	OAK RIDGE	4	4.3m	13.2m (0)	12.5m (0)	2:12.33	29.25s	28.52s
1	OUR ULTIMATE BONNY	5	7.4m	4.4m (0)	4.4m (0)	2:12.56	29.30s	29.34s
8	TIGERNATOR	6	8.4m	11.0m (2)	5.8m (2)	2:12.64	28.92s	29.32s
9	EYEDIDNTLOSEIT	7	9.8m	16.8m (2)	9.1m (3)	2:12.75	28.74s	29.19s
3	SHAKEN SANDS	8	11.4m	5.6m (1)	5.5m (1)	2:12.87	29.29s	29.57s
4	MAJORS CREEK	9	13.2m	10.6m (1)	11.6m (1)	2:13.01	29.37s	29.27s
6	PENCIL ME IN	10	26.0m	21.8m (1)	19.3m (1)	2:13.98	29.11s	29.68s

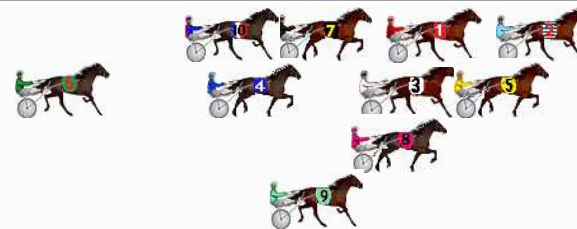
Finish Position and metres gained

First Arrow shows distance gain/loss from 2nd Qtr to 3rd Qtr, Second Arrow shows distance gain/loss from 3rd Qtr to Finish
Blue arrow indicates best gain in these quarters.



800

Visual positions in race at 2nd Quarter



400

Visual positions in race at 3rd Quarter



Canberra Race 2 Distance 1770m

Monday, 4 May 2026



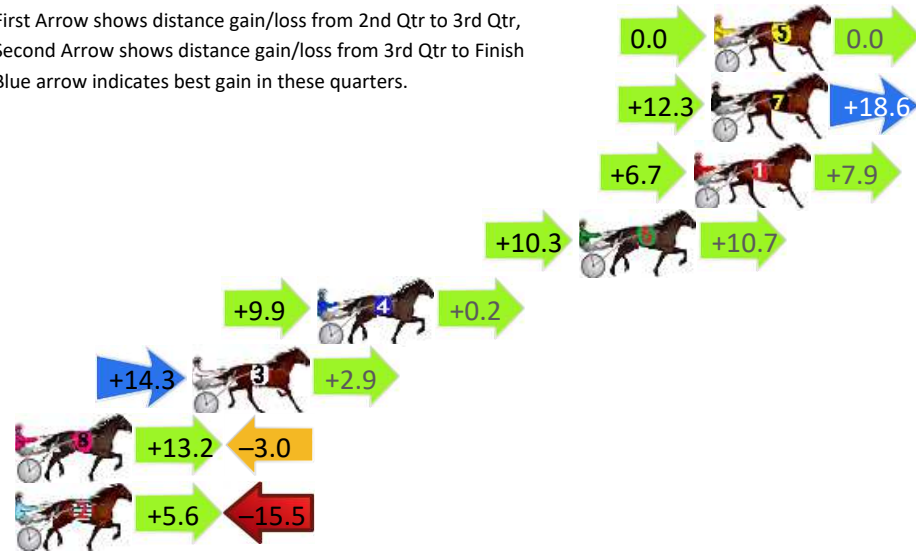
Gross Time: 2:10.10 MileRate: 1:58.30 LeadTime: 11.50s First Qtr: 27.50s Second Qtr: 28.20s Third Qtr: 31.00s Fourth Qtr: 31.90s

DATA TABLE: 800 / 400 Posi's are position from leader and (how wide the horse was at that position)

NoHorse	Plc	Mar	800 Posi	400 Posi	Time	3rd Qtr	4th Qt
5 OUR GLADIATOR	1	0.0m	0.0m (0)	0.0m (0)	2:10.10	31.00s	31.90s
7 PET RANGER	2	0.1m	31.0m (0)	18.7m (2)	2:10.11	30.29s	30.45s
1 BOY STUNNER	3	0.8m	15.4m (0)	8.7m (0)	2:10.17	30.60s	31.29s
6 FLY OVER STATES	4	5.4m	26.4m (1)	16.1m (1)	2:10.55	30.41s	31.09s
4 JUDAH	5	15.9m	26.0m (0)	16.1m (0)	2:11.42	30.44s	31.96s
3 BEYONDREASON	6	20.9m	38.1m (1)	23.8m (0)	2:11.84	30.19s	31.78s
8 SAPPHIRE BOY	7	42.9m	53.1m (0)	39.9m (0)	2:13.67	30.40s	32.35s
2 ANGELIC ATTITUDE	8	43.4m	33.5m (1)	27.9m (1)	2:13.72	30.83s	33.34s

Finish Position and metres gained

First Arrow shows distance gain/loss from 2nd Qtr to 3rd Qtr, Second Arrow shows distance gain/loss from 3rd Qtr to Finish Blue arrow indicates best gain in these quarters.



Canberra Race 3 Distance 2170m

Monday, 4 May 2026


Gross Time: 2:41.80 MileRate: 2:00.00 LeadTime: 40.40s First Qtr: 31.30s Second Qtr: 29.60s Third Qtr: 30.10s Fourth Qtr: 30.40s

DATA TABLE: 800 / 400 Posi's are position from leader and (how wide the horse was at that position)

No	Horse	Plc	Mar	800 Posi	400 Posi	Time	3rd Qtr	4th Qt
5	ARK ALERT	1	0.0m	2.3m (1)	0.5m (1)	2:41.80	29.97s	30.36s
8	WARRAWEE CRUZIN	2	4.4m	6.1m (1)	3.5m (2)	2:42.15	29.91s	30.49s
6	SINISTER	3	7.9m	14.3m (1)	12.5m (1)	2:42.43	29.99s	30.09s
2	KALYPSO RAINBOW	4	8.4m	4.1m (0)	4.3m (0)	2:42.47	30.12s	30.75s
9	SNEAK A PEEK	5	12.5m	10.2m (1)	8.8m (1)	2:42.79	30.01s	30.73s
1	MAJOR ISSUES	6	13.2m	8.4m (0)	8.0m (0)	2:42.85	30.08s	30.85s
10	TROUBLE IN HEAVEN	7	29.3m	6.0m (2)	7.5m (2)	2:44.13	30.22s	32.17s
7	TABRA	8	29.5m	12.5m (0)	15.7m (0)	2:44.15	30.36s	31.57s
4	FREASON	9	37.7m	10.7m (2)	11.2m (2)	2:44.80	30.15s	32.56s
3	APEX STRIDE	10	37.9m	0.0m (0)	0.0m (0)	2:44.82	30.10s	33.42s

Finish Position and metres gained

First Arrow shows distance gain/loss from 2nd Qtr to 3rd Qtr,
Second Arrow shows distance gain/loss from 3rd Qtr to Finish
Blue arrow indicates best gain in these quarters.



800

Visual positions in race at 2nd Quarter



400

Visual positions in race at 3rd Quarter



Canberra Race 4 Distance 1770m

Monday, 4 May 2026


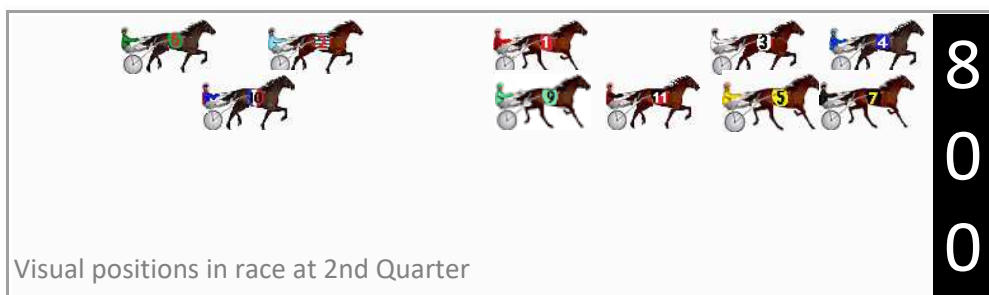
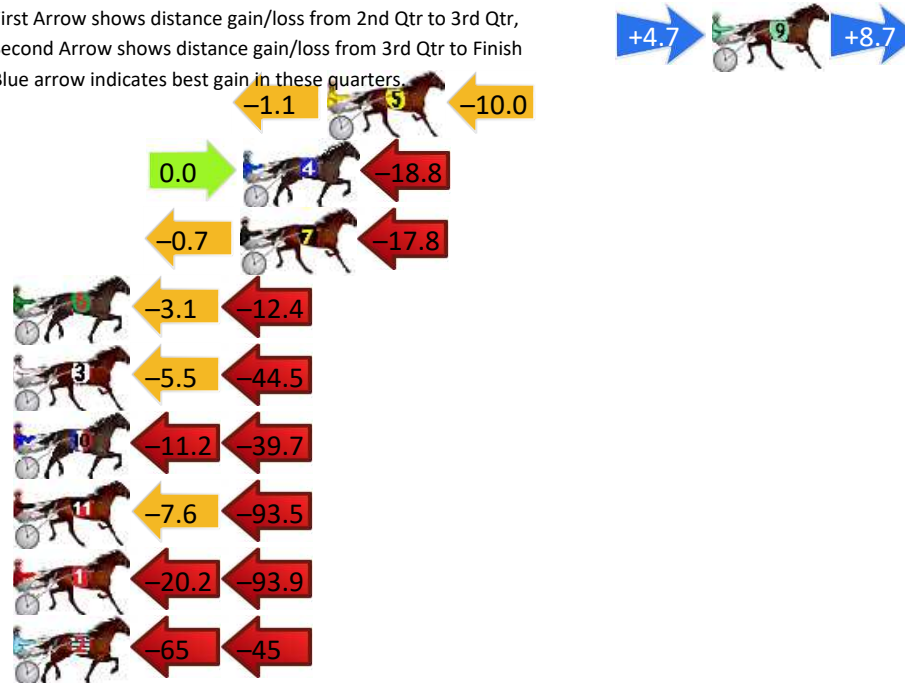
Gross Time: 2:07.80 MileRate: 1:56.20 LeadTime: 11.10s First Qtr: 29.10s Second Qtr: 28.30s Third Qtr: 29.60s Fourth Qtr: 29.70s

DATA TABLE: 800 / 400 Posi's are position from leader and (how wide the horse was at that position)

No	Horse	Plc	Mar	800 Posi	400 Posi	Time	3rd Qtr	4th Qt
9	APPLAUDING	1	0.0m	13.4m (1)	8.7m (2)	2:07.80	29.30s	29.06s
5	WHITBYS DELIGHT	2	15.4m	4.3m (1)	5.4m (1)	2:09.00	29.70s	30.50s
4	STINSON	3	18.8m	0.0m (0)	0.0m (0)	2:09.26	29.60s	31.16s
7	ENOLA	4	18.9m	0.4m (1)	1.1m (1)	2:09.27	29.65s	31.09s
6	SWEET NICKY	5	43.9m	28.4m (0)	31.5m (1)	2:11.22	29.92s	30.80s
3	AUGUST STAR	6	54.8m	4.8m (0)	10.3m (0)	2:12.07	30.02s	33.21s
10	MACHX THE STRANGER	7	76.1m	25.2m (1)	36.4m (1)	2:13.72	30.51s	32.94s
11	IM NO TROUBLE	8	110.1m	9.0m (1)	16.6m (1)	2:16.37	30.19s	37.05s
1	FREDDY FAT BEAR	9	127.6m	13.5m (0)	33.7m (0)	2:17.73	31.13s	37.15s
2	EDDIETHELEGEND	10	131.8m	22.5m (0)	87.1m (0)	2:18.06	34.44s	33.54s

Finish Position and metres gained

First Arrow shows distance gain/loss from 2nd Qtr to 3rd Qtr, Second Arrow shows distance gain/loss from 3rd Qtr to Finish
Blue arrow indicates best gain in these quarters.



Canberra Race 5 Distance 1770m

Monday, 4 May 2026


Gross Time: 2:10.40 MileRate: 1:58.60 LeadTime: 11.70s First Qtr: 29.80s Second Qtr: 30.40s Third Qtr: 29.10s Fourth Qtr: 29.40s

DATA TABLE: 800 / 400 Posi's are position from leader and (how wide the horse was at that position)

No	Horse	Plc	Mar	800 Posi	400 Posi	Time	3rd Qtr	4th Qt
9	RONZEL SONNY	1	0.0m	5.0m (2)	0.6m (1)	2:10.40	28.78s	29.36s
7	PLATINUMS BOY	2	12.8m	8.3m (0)	8.8m (0)	2:11.39	29.14s	29.75s
2	SASSY MIA	3	15.4m	0.0m (0)	0.0m (0)	2:11.59	29.10s	30.59s
3	TREBELLION	4	22.1m	2.6m (1)	4.4m (1)	2:12.10	29.23s	30.78s
1	MISS TIGER	5	22.2m	4.4m (0)	4.7m (0)	2:12.11	29.12s	30.77s
5	SYNCOPATED SHUFFLE	6	36.2m	17.0m (1)	14.3m (0)	2:13.19	28.91s	31.15s
8	LETSTACOBOUTIT	7	43.2m	0.6m (2)	9.4m (1)	2:13.73	29.74s	32.05s
4	ULTIMATE EQUUS	8	44.4m	6.8m (1)	12.4m (2)	2:13.82	29.51s	31.92s
10	GRINFARON	9	47.8m	12.7m (0)	18.4m (1)	2:14.08	29.52s	31.74s
6	PYEKAKARIKI	10	49.4m	9.7m (2)	13.5m (3)	2:14.21	29.38s	32.23s

Finish Position and metres gained

First Arrow shows distance gain/loss from 2nd Qtr to 3rd Qtr, Second Arrow shows distance gain/loss from 3rd Qtr to Finish
Blue arrow indicates best gain in these quarters.



800

Visual positions in race at 2nd Quarter



400

Visual positions in race at 3rd Quarter

Canberra Race 6 Distance 1770m

Monday, 4 May 2026

Gross Time: 2:13.60 MileRate: 2:01.40 LeadTime: 11.10s First Qtr: 29.50s Second Qtr: 28.80s Third Qtr: 31.70s Fourth Qtr: 32.50s

DATA TABLE: 800 / 400 Posi's are position from leader and (how wide the horse was at that position)

No	Horse	Plc	Mar	800 Posi	400 Posi	Time	3rd Qtr	4th Qt
9	TUFFASOLDBOOTS	1	0.0m	15.7m (0)	7.3m (2)	2:13.60	31.16s	31.92s
5	FLEUR BELLA	2	2.2m	22.1m (0)	12.5m (1)	2:13.79	31.12s	31.69s
8	MOVINTOHELLANDBACK	3	3.2m	19.6m (2)	10.5m (3)	2:13.87	31.14s	31.93s
6	ILIKA STYLE	4	4.3m	27.0m (1)	10.5m (0)	2:13.96	30.61s	32.02s
7	BONJORGE	5	4.7m	5.3m (0)	4.5m (1)	2:14.00	31.68s	32.54s
2	NIFTY SCHOOBEE	6	9.0m	9.8m (0)	2.8m (2)	2:14.36	31.22s	33.04s
4	RAGING ON	7	11.5m	3.8m (1)	0.0m (1)	2:14.58	31.43s	33.48s
1	BENTLY BULLET	8	14.6m	0.0m (0)	4.8m (0)	2:14.84	32.08s	33.36s
3	SUNNYWITHACHANCE	9	47.4m	20.0m (1)	24.8m (0)	2:17.62	32.25s	34.54s
10	ITZ BAD	10	68.7m	9.9m (1)	45.4m (0)	2:19.43	34.61s	34.71s

Finish Position and metres gained

First Arrow shows distance gain/loss from 2nd Qtr to 3rd Qtr, Second Arrow shows distance gain/loss from 3rd Qtr to Finish
Blue arrow indicates best gain in these quarters.

