

Bathurst Race 1 Distance 1730m

Wednesday, 6 May 2026



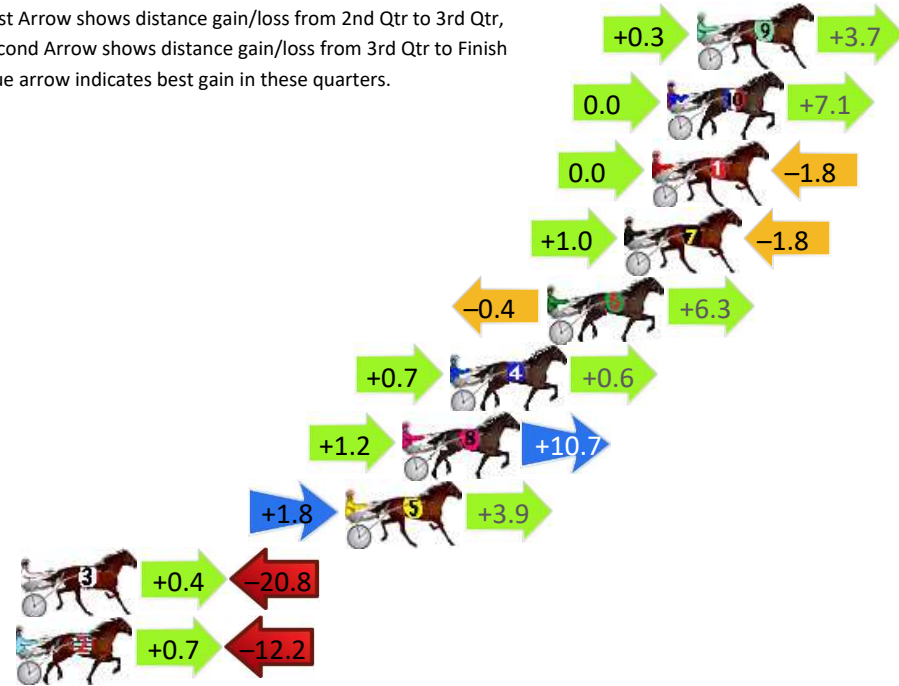
Gross Time: 2:03.90 MileRate: 1:55.20 LeadTime: 8.10s First Qtr: 29.40s Second Qtr: 29.90s Third Qtr: 28.30s Fourth Qtr: 28.20s

DATA TABLE: 800 / 400 Posi's are position from leader and (how wide the horse was at that position)

No	Horse	Plc	Mar	800 Posi	400 Posi	Time	3rd Qtr	4th Qt
9	BETTOR KEPPEL	1	0.0m	4.0m (0)	3.7m (0)	2:03.90	28.28s	27.94s
10	PAS DE CHEVAL	2	1.2m	8.3m (0)	8.3m (0)	2:03.99	28.30s	27.71s
1	SKYS LEGACY	3	1.8m	0.0m (0)	0.0m (0)	2:04.03	28.30s	28.33s
7	BUDDY BRILLIANCE	4	2.9m	2.1m (1)	1.1m (1)	2:04.11	28.23s	28.33s
6	VAMOS	5	6.0m	11.9m (0)	12.3m (0)	2:04.34	28.32s	27.78s
4	STARTIN TO GOGH	6	9.9m	11.2m (1)	10.5m (2)	2:04.63	28.25s	28.19s
8	NOSAER	7	11.8m	23.7m (1)	22.5m (2)	2:04.77	28.21s	27.49s
5	FOXFIRE EASTON	8	14.1m	19.8m (1)	18.0m (2)	2:04.94	28.17s	27.98s
3	NICK OF TIME	9	27.1m	6.7m (1)	6.3m (1)	2:05.91	28.27s	29.77s
2	MOS LONDON	10	27.3m	15.8m (1)	15.1m (1)	2:05.92	28.25s	29.16s

Finish Position and metres gained

First Arrow shows distance gain/loss from 2nd Qtr to 3rd Qtr, Second Arrow shows distance gain/loss from 3rd Qtr to Finish
Blue arrow indicates best gain in these quarters.



Bathurst Race 2 Distance 1730m

Wednesday, 6 May 2026

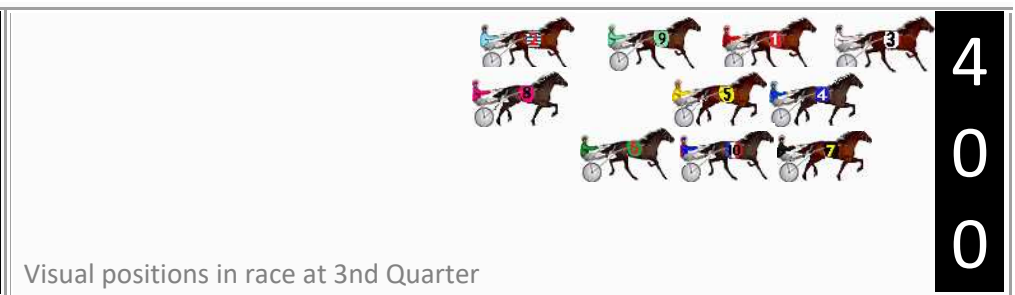


Gross Time: 2:03.10 MileRate: 1:54.50 LeadTime: 8.00s First Qtr: 29.90s Second Qtr: 28.40s Third Qtr: 27.90s Fourth Qtr: 28.90s

DATA TABLE: 800 / 400 Posi's are position from leader and (how wide the horse was at that position)

No	Horse	Plc	Mar	800 Posi	400 Posi	Time	3rd Qtr	4th Qt
10	NOCTURNAL	1	0.0m	17.7m (1)	6.2m (2)	2:03.10	27.11s	28.46s
5	SOHO PIASTRI	2	2.6m	9.4m (1)	6.5m (1)	2:03.30	27.71s	28.64s
7	YIRRADIVA	3	3.0m	15.3m (2)	2.3m (2)	2:03.33	27.00s	28.97s
6	ENJABONARLO	4	6.2m	21.3m (2)	10.2m (2)	2:03.57	27.14s	28.65s
3	SOHO WASHINGTON	5	8.2m	0.0m (0)	0.0m (0)	2:03.72	27.90s	29.52s
9	RED BULL BERNIE	6	9.1m	8.7m (0)	9.1m (0)	2:03.79	27.94s	28.95s
1	COWBOY CULTURE	7	9.3m	4.6m (0)	4.5m (0)	2:03.81	27.90s	29.29s
4	OSHLEY	8	17.4m	5.1m (1)	2.6m (1)	2:04.42	27.73s	30.04s
2	SYDS JOY	9	23.1m	13.7m (1)	14.2m (0)	2:04.85	27.95s	29.65s
8	AURORA MIGHTY ROB	9	23.1m	25.8m (1)	14.5m (1)	2:04.85	27.13s	29.63s

Finish Position and metres gained

First Arrow shows distance gain/loss from 2nd Qtr to 3rd Qtr, Second Arrow shows distance gain/loss from 3rd Qtr to Finish. Blue arrow indicates best gain in these quarters.



Bathurst Race 3 Distance 1730m

Wednesday, 6 May 2026

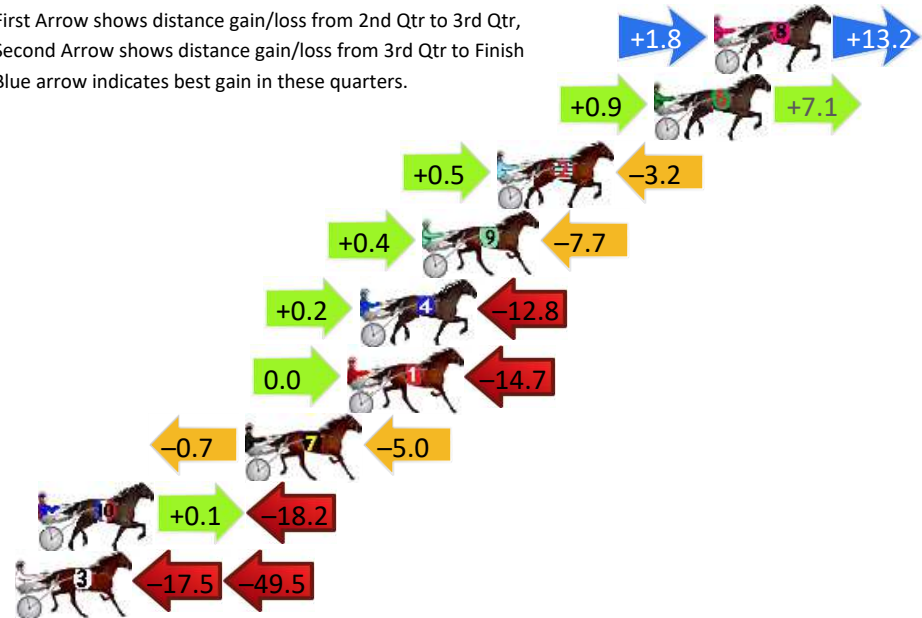
Gross Time: 2:04.20 MileRate: 1:55.50 LeadTime: 8.20s First Qtr: 29.40s Second Qtr: 30.50s Third Qtr: 27.60s Fourth Qtr: 28.50s

DATA TABLE: 800 / 400 Posi's are position from leader and (how wide the horse was at that position)

No	Horse	Plc	Mar	800 Posi	400 Posi	Time	3rd Qtr	4th Qt
8	JUSTA DRAGON	1	0.0m	15.0m (1)	13.2m (2)	2:04.20	27.49s	27.58s
6	ART OF TERROR	2	2.4m	10.4m (1)	9.5m (1)	2:04.38	27.55s	28.02s
2	SHAZADELE	3	8.7m	6.0m (1)	5.5m (1)	2:04.85	27.57s	28.77s
9	IM DESIRABLE	4	11.7m	4.4m (0)	4.0m (0)	2:05.08	27.58s	29.10s
4	TAPAGANOOSH	5	14.2m	1.6m (1)	1.4m (1)	2:05.26	27.59s	29.46s
1	SLYX	6	14.7m	0.0m (0)	0.0m (0)	2:05.30	27.60s	29.60s
7	LETTYS REASON	7	18.8m	13.1m (0)	13.8m (0)	2:05.61	27.66s	28.95s
10	FIRESTORM RED	8	27.1m	9.0m (0)	8.9m (0)	2:06.23	27.60s	29.91s
3	DOLLY ROCKET	9	86.2m	19.2m (0)	36.7m (0)	2:10.65	28.84s	32.39s

Finish Position and metres gained

First Arrow shows distance gain/loss from 2nd Qtr to 3rd Qtr, Second Arrow shows distance gain/loss from 3rd Qtr to Finish
Blue arrow indicates best gain in these quarters.



800

Visual positions in race at 2nd Quarter



400

Visual positions in race at 3rd Quarter

Bathurst Race 4 Distance 1730m

Wednesday, 6 May 2026



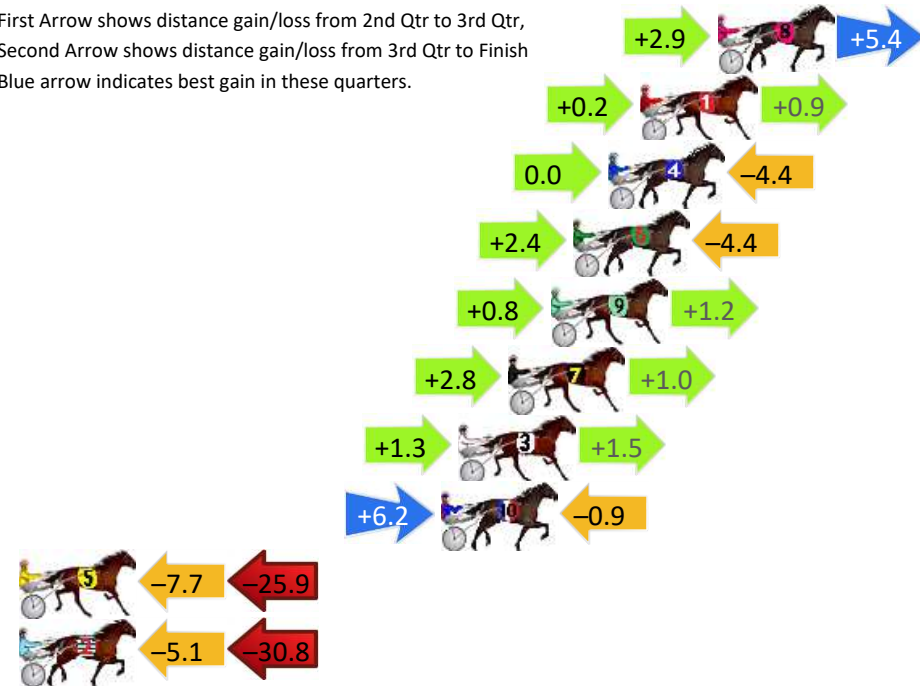
Gross Time: 2:07.10 MileRate: 1:58.20 LeadTime: 8.10s First Qtr: 30.40s Second Qtr: 31.80s Third Qtr: 28.70s Fourth Qtr: 28.10s

DATA TABLE: 800 / 400 Posi's are position from leader and (how wide the horse was at that position)

No	Horse	Plc	Mar	800 Posi	400 Posi	Time	3rd Qtr	4th Qt
8	ROCKIN IN PARADISE	1	0.0m	8.3m (1)	5.4m (1)	2:07.10	28.49s	27.72s
1	ALWAYS LIGHTNING	2	3.1m	4.2m (0)	4.0m (0)	2:07.33	28.68s	28.05s
4	ROCKSIE ROCK	3	4.4m	0.0m (0)	0.0m (0)	2:07.42	28.70s	28.42s
6	LUCKY PUNT	4	5.8m	3.8m (1)	1.4m (1)	2:07.53	28.53s	28.43s
9	TASBMIKI	5	6.7m	8.7m (0)	7.9m (0)	2:07.59	28.64s	28.03s
7	POTTER	6	8.4m	12.2m (1)	9.4m (1)	2:07.72	28.49s	28.06s
3	RIVIERE	7	10.4m	13.2m (0)	11.9m (0)	2:07.87	28.60s	28.03s
10	KENZIE SHANNON	8	11.1m	16.4m (1)	10.2m (2)	2:07.92	28.25s	28.20s
5	DESIGNA LABEL	9	71.2m	37.6m (0)	45.3m (0)	2:12.36	29.22s	30.16s
2	SATELLITE EXPRESS	10	89.7m	53.8m (0)	58.9m (0)	2:13.72	29.02s	30.56s

Finish Position and metres gained

First Arrow shows distance gain/loss from 2nd Qtr to 3rd Qtr, Second Arrow shows distance gain/loss from 3rd Qtr to Finish. Blue arrow indicates best gain in these quarters.



Bathurst Race 5 Distance 2260m

Wednesday, 6 May 2026

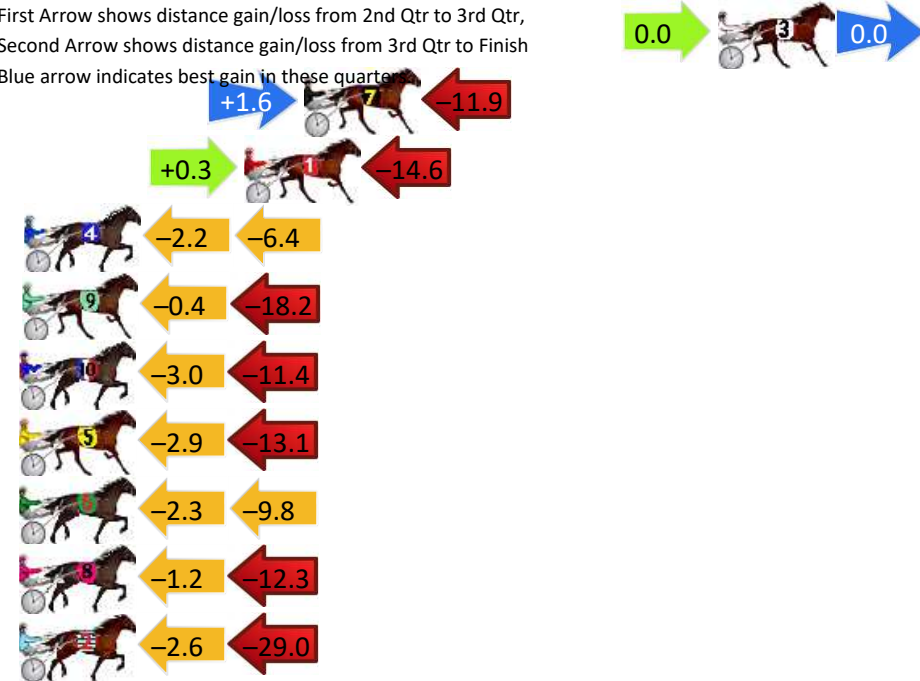
Gross Time: 2:43.80 MileRate: 1:56.60 LeadTime: 47.60s First Qtr: 30.80s Second Qtr: 30.60s Third Qtr: 27.60s Fourth Qtr: 27.20s

DATA TABLE: 800 / 400 Posi's are position from leader and (how wide the horse was at that position)

No	Horse	Plc	Mar	800 Posi	400 Posi	Time	3rd Qtr	4th Qt
3	MESSAGE BANK	1	0.0m	0.0m (0)	0.0m (0)	2:43.80	27.60s	27.20s
7	MAURLEN BOY	2	16.6m	6.3m (1)	4.7m (1)	2:44.99	27.49s	28.07s
1	GO WITHOUT	3	19.0m	4.7m (0)	4.4m (0)	2:45.16	27.58s	28.26s
4	CARBAGANOOSH	4	27.8m	19.2m (0)	21.4m (0)	2:45.79	27.74s	27.73s
9	BOHEMIAN BRAWLER	5	27.9m	9.3m (0)	9.7m (0)	2:45.80	27.62s	28.54s
10	COLLECT A DIME	6	28.4m	14.0m (0)	17.0m (0)	2:45.83	27.80s	28.07s
5	SOMETHING FOR LEXY	7	31.6m	15.6m (1)	18.5m (1)	2:46.06	27.79s	28.20s
6	ALWAYSBMYPONY	8	32.4m	20.3m (1)	22.6m (1)	2:46.12	27.75s	27.98s
8	RIKIBREAL	9	38.4m	24.9m (1)	26.1m (0)	2:46.55	27.67s	28.17s
2	HOLY CAMP DILLON	10	43.1m	11.5m (1)	14.1m (1)	2:46.89	27.77s	29.33s

Finish Position and metres gained

First Arrow shows distance gain/loss from 2nd Qtr to 3rd Qtr, Second Arrow shows distance gain/loss from 3rd Qtr to Finish
Blue arrow indicates best gain in these quarters



800

Visual positions in race at 2nd Quarter



400

Visual positions in race at 3rd Quarter



Bathurst Race 6 Distance 1730m

Wednesday, 6 May 2026


Gross Time: 2:06.90 MileRate: 1:58.00 LeadTime: 8.10s First Qtr: 29.20s Second Qtr: 32.60s Third Qtr: 28.90s Fourth Qtr: 28.10s

DATA TABLE: 800 / 400 Posi's are position from leader and (how wide the horse was at that position)

No	Horse	Plc	Mar	800 Posi	400 Posi	Time	3rd Qtr	4th Qt
10	DISTURBANCE	1	0.0m	9.8m (2)	1.4m (1)	2:06.90	28.30s	28.00s
4	STARBASE	2	15.5m	0.0m (0)	0.0m (0)	2:08.04	28.90s	29.24s
1	AUNTY MEL	3	16.7m	9.5m (0)	7.9m (0)	2:08.13	28.78s	28.77s
5	LUCKY JESS	4	20.3m	4.5m (0)	4.0m (0)	2:08.40	28.86s	29.32s
9	HARBOUR VIEW	5	20.7m	14.5m (0)	12.1m (0)	2:08.43	28.72s	28.77s
8	WICKEDLY SMOOTH	6	21.9m	16.3m (1)	10.7m (2)	2:08.52	28.49s	28.96s
3	VALENTINE GIRL	7	24.5m	12.1m (1)	6.8m (1)	2:08.71	28.51s	29.43s
2	SURPRISE ARRIVAL	8	24.9m	20.1m (0)	17.5m (0)	2:08.74	28.70s	28.70s
7	OUR LITTLE BART	9	25.1m	21.0m (1)	14.7m (2)	2:08.75	28.43s	28.91s
6	LUCKY GIRL	10	29.5m	26.2m (0)	18.6m (2)	2:09.08	28.34s	28.96s

Finish Position and metres gained

First Arrow shows distance gain/loss from 2nd Qtr to 3rd Qtr, Second Arrow shows distance gain/loss from 3rd Qtr to Finish
Blue arrow indicates best gain in these quarters.



800

Visual positions in race at 2nd Quarter



400

Visual positions in race at 3rd Quarter



Bathurst Race 7 Distance 1730m

Wednesday, 6 May 2026


Gross Time: 2:06.50 MileRate: 1:57.70 LeadTime: 8.20s First Qtr: 29.50s Second Qtr: 30.90s Third Qtr: 29.00s Fourth Qtr: 28.90s

DATA TABLE: 800 / 400 Posi's are position from leader and (how wide the horse was at that position)

No	Horse	Plc	Mar	800 Posi	400 Posi	Time	3rd Qtr	4th Qt
10	YA RACIN ARLO	1	0.0m	18.7m (1)	17.5m (3)	2:06.50	28.91s	27.64s
3	REVEILLE JET	2	1.7m	0.0m (0)	0.0m (0)	2:06.63	29.00s	29.03s
1	NEVERTOOLATE	3	2.3m	4.4m (0)	4.7m (0)	2:06.67	29.02s	28.73s
6	ALTA DOWNS	4	2.5m	6.0m (1)	5.0m (1)	2:06.69	28.93s	28.73s
2	STAY STRONG	5	3.8m	12.2m (0)	12.0m (0)	2:06.79	28.98s	28.33s
8	BOLZANO	6	4.3m	2.1m (1)	1.4m (1)	2:06.83	28.95s	29.13s
9	COULDNT CATCH HIM	7	6.0m	8.3m (0)	8.3m (0)	2:06.96	29.00s	28.76s
7	HALL MOST AN ANGEL	8	7.3m	14.6m (1)	13.6m (3)	2:07.05	28.93s	28.47s
4	SWEET SWEET TOOTH	9	8.2m	10.1m (1)	9.5m (2)	2:07.12	28.95s	28.84s
5	YESNOLETSGO	10	17.6m	16.4m (0)	16.4m (1)	2:07.83	29.00s	29.05s

Finish Position and metres gained

First Arrow shows distance gain/loss from 2nd Qtr to 3rd Qtr, Second Arrow shows distance gain/loss from 3rd Qtr to Finish Blue arrow indicates best gain in these quarters.



800

Visual positions in race at 2nd Quarter



400

Visual positions in race at 3rd Quarter



Bathurst Race 8 Distance 1730m

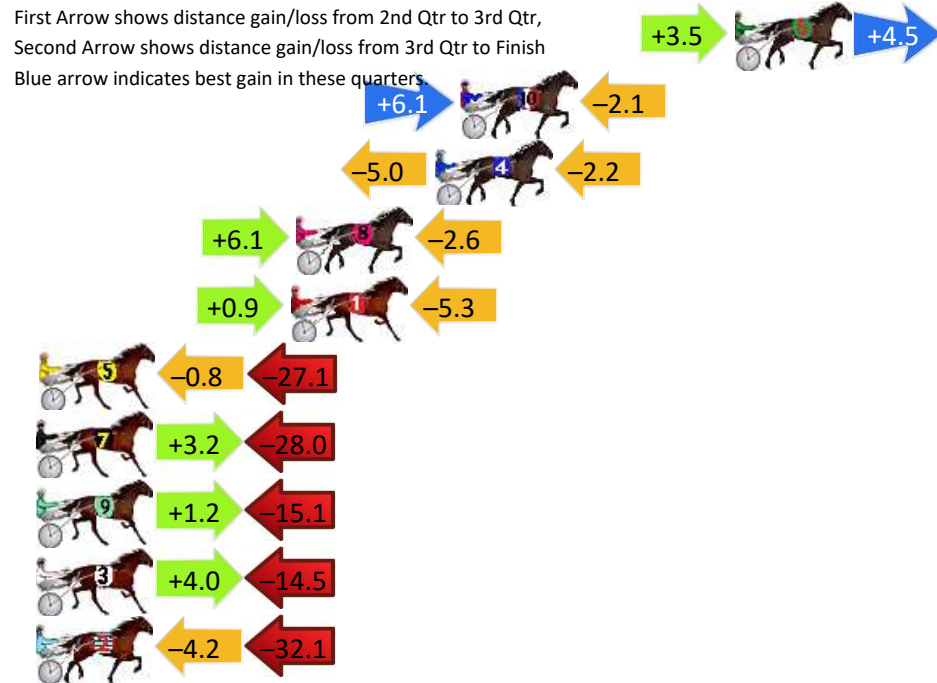
Wednesday, 6 May 2026

Gross Time: 2:05.40 MileRate: 1:56.60 LeadTime: 8.00s First Qtr: 28.40s Second Qtr: 31.20s Third Qtr: 28.80s Fourth Qtr: 29.00s

DATA TABLE: 800 / 400 Posi's are position from leader and (how wide the horse was at that position)


No	Horse	Plc	Mar	800 Posi	400 Posi	Time	3rd Qtr	4th Qt
6	SMOOTH BUCKAROO	1	0.0m	8.0m (1)	4.5m (1)	2:05.40	28.55s	28.68s
10	CHEVAL JULIA	2	11.0m	15.0m (1)	8.9m (1)	2:06.24	28.37s	29.20s
4	SMOOTH JESSIE	3	12.0m	4.8m (0)	9.8m (0)	2:06.31	29.16s	29.21s
8	SAME OLD DEVIL	4	17.6m	21.1m (1)	15.0m (3)	2:06.74	28.37s	29.26s
1	ROCKNROLL BLING	5	17.8m	13.4m (0)	12.5m (2)	2:06.75	28.74s	29.45s
5	ROCKY ROAD STAR	6	27.9m	0.0m (0)	0.8m (0)	2:07.52	28.86s	31.06s
7	CHEVAL TIGER	7	28.0m	3.2m (1)	0.0m (1)	2:07.53	28.57s	31.13s
9	BETTER BE SWIFT	8	31.8m	17.9m (0)	16.7m (1)	2:07.82	28.72s	30.22s
3	YA RACIN DASH	9	32.6m	22.1m (0)	18.1m (0)	2:07.88	28.52s	30.18s
2	NAVIE JO	10	45.5m	9.2m (0)	13.4m (0)	2:08.86	29.10s	31.50s

Finish Position and metres gained



800

Visual positions in race at 2nd Quarter



400

Visual positions in race at 3rd Quarter



Bathurst Race 9 Distance 1730m


Wednesday, 6 May 2026

Gross Time: 2:08.00 MileRate: 1:59.10 LeadTime: 8.40s First Qtr: 30.30s Second Qtr: 32.30s Third Qtr: 28.90s Fourth Qtr: 28.10s

DATA TABLE: 800 / 400 Posi's are position from leader and (how wide the horse was at that position)

No	Horse	Plc	Mar	800 Posi	400 Posi	Time	3rd Qtr	4th Qt
3	CUT THE RIBBONS	1	0.0m	0.0m (0)	0.0m (0)	2:08.00	28.90s	28.10s
10	STUDLEIGH TITANIUM	2	10.6m	13.9m (0)	14.7m (0)	2:08.78	28.94s	27.84s
1	REDEMPTION MISS	3	12.8m	4.5m (0)	5.1m (0)	2:08.95	28.94s	28.69s
9	BOOMER SHANNON	4	18.9m	8.9m (0)	10.5m (0)	2:09.40	29.00s	28.76s
8	ROWLEY MINT	5	21.6m	22.1m (1)	11.3m (2)	2:09.60	28.11s	28.90s
6	BOPPER	6	23.3m	11.6m (1)	5.1m (2)	2:09.72	28.43s	29.46s
5	HARVEYS TOOTH	7	29.4m	16.6m (1)	2.0m (1)	2:10.17	27.85s	30.13s
7	GAELIC SPIRIT	8	31.6m	19.2m (0)	16.9m (2)	2:10.33	28.72s	29.23s
2	JETS REASON	9	42.2m	6.6m (1)	13.3m (1)	2:11.12	29.37s	30.28s
4	BADLANDS GENGHIS	10	43.3m	1.5m (1)	9.3m (1)	2:11.20	29.45s	30.64s

Finish Position and metres gained



800

Visual positions in race at 2nd Quarter



400

Visual positions in race at 3rd Quarter

