

Tamworth Race 1 Distance 1609m

Thursday, 7 May 2026

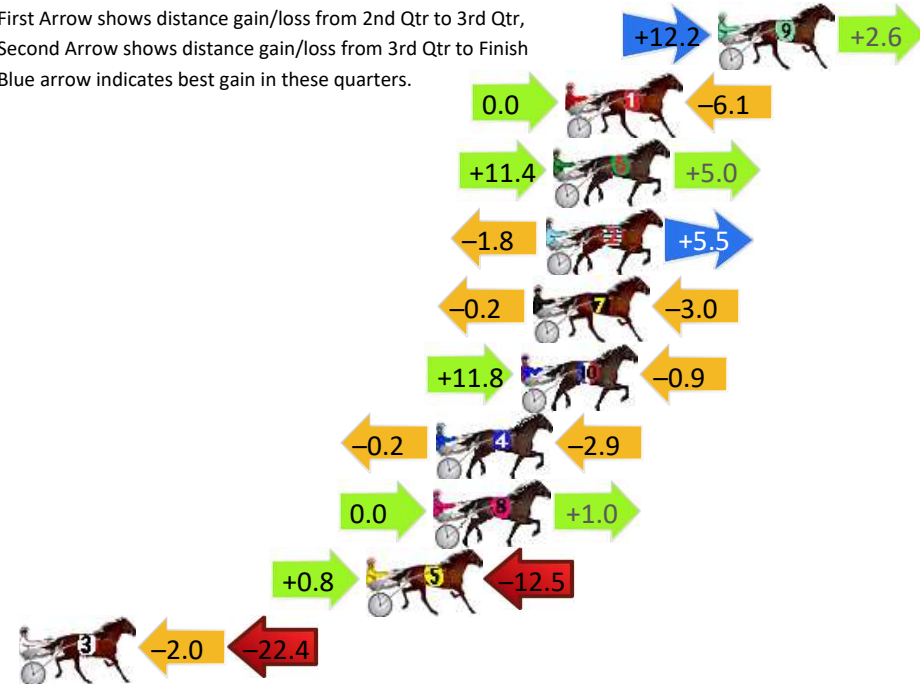
Gross Time: 2:00.60 MileRate: 2:00.60 LeadTime: 0.00s First Qtr: 29.30s Second Qtr: 30.60s Third Qtr: 30.00s Fourth Qtr: 30.60s

DATA TABLE: 800 / 400 Posi's are position from leader and (how wide the horse was at that position)

No	Horse	Plc	Mar	800 Posi	400 Posi	Time	3rd Qtr	4th Qt
9	JEREMY LOU	1	0.0m	14.8m (1)	2.6m (2)	2:00.60	29.08s	30.40s
1	DOUBLE MACH	2	6.1m	0.0m (0)	0.0m (0)	2:01.09	30.00s	31.06s
6	JOHNNY DEE	3	6.6m	23.0m (1)	11.6m (2)	2:01.13	29.15s	30.22s
2	THREE PARTS GREY	4	6.9m	10.6m (1)	12.4m (1)	2:01.15	30.14s	30.18s
7	THUNDAMENTAL	5	7.4m	4.2m (0)	4.4m (0)	2:01.19	30.01s	30.83s
10	ZACHAROONI	6	7.9m	18.8m (1)	7.0m (2)	2:01.23	29.11s	30.67s
4	HEY DUDE	7	11.3m	8.2m (0)	8.4m (0)	2:01.50	30.01s	30.82s
8	BARRYS BROTHER	8	11.4m	12.4m (0)	12.4m (0)	2:01.51	30.00s	30.52s
5	BENJIMAGEE	9	14.1m	2.4m (1)	1.6m (1)	2:01.73	29.93s	31.55s
3	ROCK AROUND	10	31.0m	6.6m (1)	8.6m (1)	2:03.08	30.13s	32.30s

Finish Position and metres gained

First Arrow shows distance gain/loss from 2nd Qtr to 3rd Qtr, Second Arrow shows distance gain/loss from 3rd Qtr to Finish
Blue arrow indicates best gain in these quarters.



Visual positions in race at 2nd Quarter



Visual positions in race at 3rd Quarter



Tamworth Race 2 Distance 1980m

Thursday, 7 May 2026



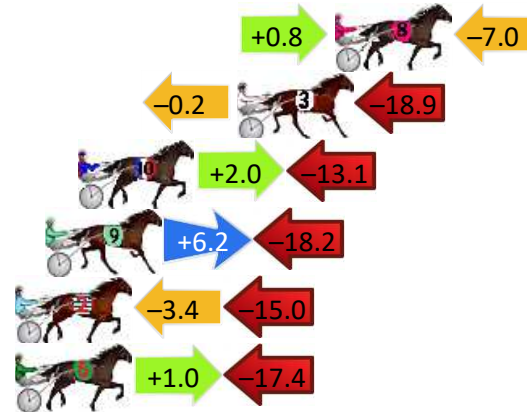
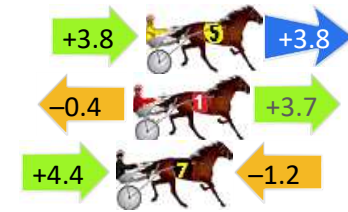
Gross Time: 2:29.80 MileRate: 2:01.70 LeadTime: 28.00s First Qtr: 30.00s Second Qtr: 29.60s Third Qtr: 30.40s Fourth Qtr: 31.80s

DATA TABLE: 800 / 400 Posi's are position from leader and (how wide the horse was at that position)

NoHorse	Plc	Mar	800 Posi	400 Posi	Time	3rd Qtr	4th Qt
5 VALORIX	1	0.0m	7.6m (2)	3.8m (1)	2:29.80	30.11s	31.50s
1 SLICK AND SUAVE	2	0.5m	3.8m (0)	4.2m (0)	2:29.84	30.44s	31.51s
7 SUMMER SCHOOL	3	1.2m	4.4m (1)	0.0m (1)	2:29.90	30.06s	31.89s
8 SWEET VALERIA	4	15.2m	9.0m (0)	8.2m (0)	2:31.06	30.33s	32.35s
3 MERRYWOOD LOU	5	19.1m	0.0m (0)	0.2m (0)	2:31.39	30.38s	33.29s
10 THE GHOST EXPRESS	6	25.5m	14.4m (0)	12.4m (0)	2:31.92	30.22s	32.84s
9 TRY CATCHING ME	7	26.8m	14.8m (2)	8.6m (1)	2:32.03	29.89s	33.24s
2 WHAT AGAIN SHANNON	8	30.6m	12.2m (1)	15.6m (1)	2:32.34	30.64s	32.99s
6 SUPERIOR ART	9	36.6m	20.2m (2)	19.2m (2)	2:32.84	30.29s	33.18s

Finish Position and metres gained

First Arrow shows distance gain/loss from 2nd Qtr to 3rd Qtr, Second Arrow shows distance gain/loss from 3rd Qtr to Finish Blue arrow indicates best gain in these quarters.



Tamworth Race 3 Distance 1609m

Thursday, 7 May 2026


Gross Time: 1:58.50 MileRate: 1:58.50 LeadTime: 0.00s First Qtr: 28.40s Second Qtr: 29.10s Third Qtr: 29.80s Fourth Qtr: 31.20s

DATA TABLE: 800 / 400 Posi's are position from leader and (how wide the horse was at that position)

No	Horse	Plc	Mar	800 Posi	400 Posi	Time	3rd Qtr	4th Qt
7	REIGN MAKER	1	0.0m	4.4m (0)	4.0m (0)	1:58.50	29.78s	30.89s
1	RIPPIN GOOD FEELIN	2	1.3m	0.0m (0)	0.0m (0)	1:58.61	29.80s	31.30s
9	SPOOKY ART	3	8.0m	9.8m (0)	8.2m (0)	1:59.15	29.68s	31.18s
10	AGENT CALLAN	4	13.0m	14.0m (0)	12.4m (0)	1:59.56	29.68s	31.25s
3	YELLA	5	14.6m	2.6m (1)	3.8m (1)	1:59.69	29.87s	32.04s
4	TERROR FLYING	6	18.2m	18.2m (0)	13.8m (1)	1:59.98	29.46s	31.54s
8	DOUBLE SAID	7	18.7m	11.0m (1)	5.0m (3)	2:00.03	29.32s	32.26s
5	COUNTRY MAJOR	8	23.8m	15.6m (1)	11.4m (3)	2:00.44	29.46s	32.16s
2	ROCKNROLL RAMBO	9	32.8m	6.6m (1)	7.8m (1)	2:01.18	29.85s	33.14s
6	UNIT FORTY ONE	10	42.4m	3.8m (2)	8.6m (2)	2:01.96	30.11s	33.82s

Finish Position and metres gained

First Arrow shows distance gain/loss from 2nd Qtr to 3rd Qtr, Second Arrow shows distance gain/loss from 3rd Qtr to Finish
Blue arrow indicates best gain in these quarters.



800

Visual positions in race at 2nd Quarter



400

Visual positions in race at 3rd Quarter



Tamworth Race 4 Distance 1609m

Thursday, 7 May 2026


Gross Time: 1:57.90 MileRate: 1:57.90 LeadTime: 0.00s First Qtr: 28.20s Second Qtr: 29.50s Third Qtr: 29.20s Fourth Qtr: 31.00s

DATA TABLE: 800 / 400 Posi's are position from leader and (how wide the horse was at that position)

No	Horse	Plc	Mar	800 Posi	400 Posi	Time	3rd Qtr	4th Qt
5	THE IRISH EAGLE	1	0.0m	4.0m (1)	0.2m (2)	1:57.90	28.92s	30.98s
2	YOU CANNOT HIDE	2	0.8m	0.0m (1)	0.0m (1)	1:57.96	29.20s	31.06s
3	TASMANS DELIGHT	3	2.5m	18.0m (0)	14.2m (0)	1:58.10	28.94s	30.10s
7	BRING YOUR BEST	4	4.3m	3.8m (0)	4.8m (1)	1:58.25	29.28s	30.96s
1	DOUBLE LINES	5	5.0m	0.0m (0)	0.0m (0)	1:58.31	29.19s	31.39s
4	COOGEE	6	6.5m	11.8m (0)	10.0m (1)	1:58.43	29.07s	30.73s
6	BRAVE BONDI	7	7.3m	8.0m (1)	5.8m (2)	1:58.49	29.03s	31.12s
9	GOTONEBETTOR	8	16.8m	7.8m (0)	8.4m (0)	1:59.26	29.23s	31.65s
8	IM BELIEBER	9	19.1m	13.2m (1)	11.0m (2)	1:59.45	29.02s	31.62s

Finish Position and metres gained

First Arrow shows distance gain/loss from 2nd Qtr to 3rd Qtr, Second Arrow shows distance gain/loss from 3rd Qtr to Finish
Blue arrow indicates best gain in these quarters.



800

Visual positions in race at 2nd Quarter



400

Visual positions in race at 3rd Quarter



Tamworth Race 5 Distance 1609m

Thursday, 7 May 2026




Gross Time: 2:00.50 MileRate: 2:00.50 LeadTime: 0.00s First Qtr: 29.50s Second Qtr: 31.60s Third Qtr: 29.70s Fourth Qtr: 29.80s

DATA TABLE: 800 / 400 Posi's are position from leader and (how wide the horse was at that position)

No	Horse	Plc	Mar	800 Posi	400 Posi	Time	3rd Qtr	4th Qt
5	SAINT KARAMARA	1	0.0m	0.0m (0)	0.0m (0)	2:00.50	29.70s	29.80s
3	BELLRIVERGIRL	2	0.4m	3.6m (1)	2.6m (1)	2:00.53	29.63s	29.64s
1	LOOKAT MEE	3	1.5m	8.2m (0)	7.8m (1)	2:00.62	29.67s	29.33s
7	KATASTROPHEE	4	1.6m	12.2m (0)	12.6m (1)	2:00.62	29.73s	28.99s
8	EIFFEL FROM HEAVEN	5	5.0m	16.2m (0)	17.2m (0)	2:00.89	29.78s	28.90s
4	TRUTHBETOLD	6	7.1m	7.6m (1)	7.4m (2)	2:01.05	29.69s	29.78s
9	ADRENALINE RUSH	7	8.2m	15.6m (1)	15.4m (2)	2:01.14	29.69s	29.27s
2	IM NO GIFT	8	8.3m	4.2m (0)	4.2m (0)	2:01.15	29.70s	30.10s
6	SPARKLING SUE	9	9.7m	11.6m (1)	11.4m (2)	2:01.26	29.69s	29.67s
10	TONYS DREAM	10	16.4m	24.8m (1)	19.8m (2)	2:01.78	29.33s	29.55s

Finish Position and metres gained

First Arrow shows distance gain/loss from 2nd Qtr to 3rd Qtr, Second Arrow shows distance gain/loss from 3rd Qtr to Finish
Blue arrow indicates best gain in these quarters.



Tamworth Race 6 Distance 1609m

Thursday, 7 May 2026



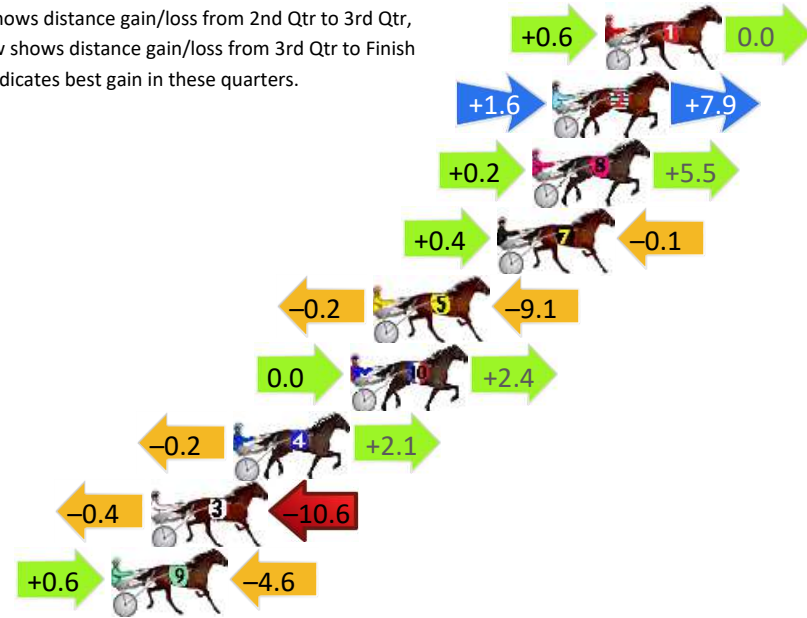
Gross Time: 1:57.50 MileRate: 1:57.50 LeadTime: 0.00s First Qtr: 29.70s Second Qtr: 28.90s Third Qtr: 28.70s Fourth Qtr: 30.20s

DATA TABLE: 800 / 400 Posi's are position from leader and (how wide the horse was at that position)

No	Horse	Plc	Mar	800 Posi	400 Posi	Time	3rd Qtr	4th Qt
1	IM LORD TOMMY	1	0.0m	0.6m (0)	0.0m (0)	1:57.50	28.66s	30.20s
2	RACING PAULA	2	2.1m	11.6m (1)	10.0m (2)	1:57.67	28.60s	29.61s
8	THE TAX COLLECTOR	3	2.9m	8.6m (0)	8.4m (0)	1:57.73	28.70s	29.79s
7	GROSESTAR	4	4.3m	4.6m (0)	4.2m (0)	1:57.84	28.67s	30.21s
5	ANTETOKOUNMPO	5	9.3m	0.0m (1)	0.2m (1)	1:58.24	28.70s	30.88s
10	KEILOR BABY SHARK	6	10.2m	12.6m (0)	12.6m (0)	1:58.31	28.70s	30.02s
4	ESCALERA	7	14.9m	16.8m (0)	17.0m (0)	1:58.68	28.72s	30.04s
3	DOUGS RULES	8	18.2m	7.2m (1)	7.6m (1)	1:58.94	28.71s	31.00s
9	THREE RIVERS	9	19.8m	15.8m (1)	15.2m (1)	1:59.07	28.65s	30.55s

Finish Position and metres gained

First Arrow shows distance gain/loss from 2nd Qtr to 3rd Qtr, Second Arrow shows distance gain/loss from 3rd Qtr to Finish
Blue arrow indicates best gain in these quarters.



Tamworth Race 7 Distance 1980m

Thursday, 7 May 2026


Gross Time: 2:28.60 MileRate: 2:00.80 LeadTime: 27.40s First Qtr: 30.40s Second Qtr: 30.70s Third Qtr: 29.50s Fourth Qtr: 30.60s

DATA TABLE: 800 / 400 Posi's are position from leader and (how wide the horse was at that position)

No	Horse	Plc	Mar	800 Posi	400 Posi	Time	3rd Qtr	4th Qt
5	FAR OUT RINGO	1	0.0m	12.0m (0)	12.8m (2)	2:28.60	29.58s	29.63s
9	CUT GLASS	2	13.8m	2.2m (2)	0.0m (2)	2:29.70	29.32s	31.65s
6	TIGERMAC	3	15.3m	4.4m (1)	4.0m (2)	2:29.83	29.45s	31.46s
3	HE SAID SHE SAID	4	16.0m	12.6m (1)	9.0m (1)	2:29.88	29.22s	31.13s
7	AMILLION PROMISES	5	18.4m	4.0m (0)	5.0m (1)	2:30.07	29.56s	31.62s
8	LAURIE DEE	6	19.9m	8.0m (0)	8.8m (0)	2:30.19	29.54s	31.44s
2	HES MY REASON	7	20.1m	0.6m (1)	0.8m (1)	2:30.21	29.49s	32.07s
1	AWHOLELOTOPRETTY	8	25.8m	0.0m (0)	1.4m (0)	2:30.67	29.57s	32.46s
4	TAFL MOVE	9	26.2m	8.6m (1)	8.4m (2)	2:30.70	29.46s	31.95s

Finish Position and metres gained

First Arrow shows distance gain/loss from 2nd Qtr to 3rd Qtr, Second Arrow shows distance gain/loss from 3rd Qtr to Finish
Blue arrow indicates best gain in these quarters.



800

Visual positions in race at 2nd Quarter



400

Visual positions in race at 3rd Quarter



Tamworth Race 8 Distance 1609m


Thursday, 7 May 2026

Gross Time: 1:58.90 MileRate: 1:58.90 LeadTime: 0.00s First Qtr: 27.80s Second Qtr: 30.70s Third Qtr: 29.80s Fourth Qtr: 30.60s

DATA TABLE: 800 / 400 Posi's are position from leader and (how wide the horse was at that position)

NoHorse	Plc	Mar	800 Posi	400 Posi	Time	3rd Qtr	4th Qt
9 MY ROCK MOVES	1	0.0m	7.2m (1)	0.0m (2)	1:58.90	29.26s	30.60s
10 LACHIES GAMBLE	2	9.2m	11.2m (1)	4.4m (2)	1:59.64	29.28s	30.97s
3 MAYWYNS MIGHTY MAC	3	10.5m	16.6m (0)	15.8m (0)	1:59.74	29.75s	30.20s
8 ALLORNOTHINGLEVI	4	11.0m	12.0m (0)	10.0m (1)	1:59.78	29.65s	30.68s
4 CORAL CAYS	5	15.0m	4.0m (0)	6.8m (0)	2:00.10	30.00s	31.22s
6 JACKS FYRE	6	29.5m	0.0m (0)	1.4m (0)	2:01.26	29.88s	32.74s
2 CINNAMON	7	32.6m	2.8m (1)	3.0m (1)	2:01.51	29.79s	32.85s
1 OTIS RISING	8	32.9m	8.0m (0)	10.4m (0)	2:01.53	29.96s	32.31s
5 PAYTONS ROCK	9	35.0m	15.4m (1)	10.4m (2)	2:01.70	29.40s	32.47s

Finish Position and metres gained



800

Visual positions in race at 2nd Quarter



400

Visual positions in race at 3rd Quarter

Tamworth Race 9 Distance 1980m

Thursday, 7 May 2026

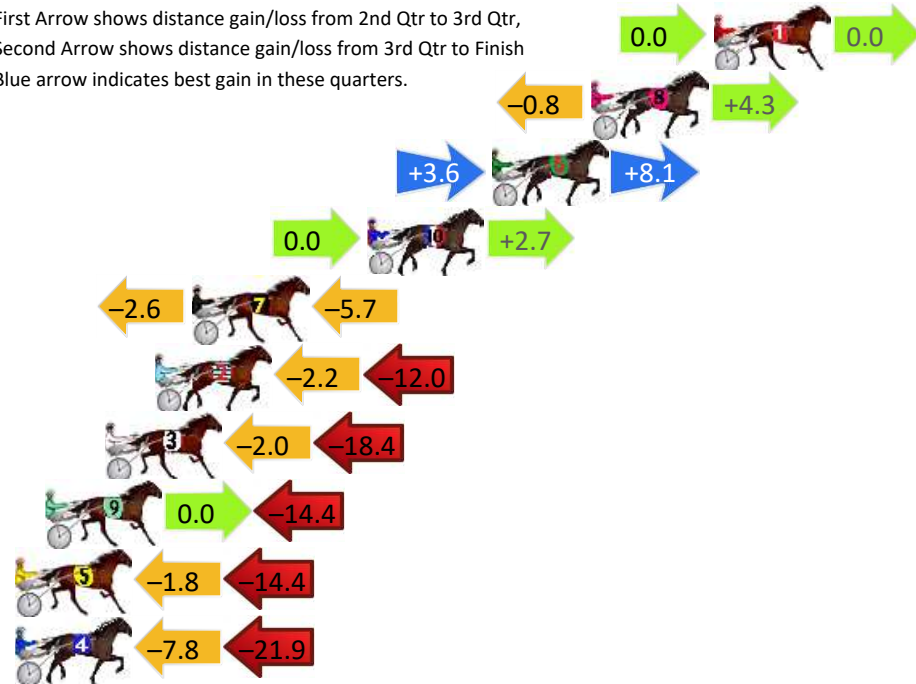
Gross Time: 2:25.50 MileRate: 1:58.30 LeadTime: 26.30s First Qtr: 31.10s Second Qtr: 29.50s Third Qtr: 29.20s Fourth Qtr: 29.40s

DATA TABLE: 800 / 400 Posi's are position from leader and (how wide the horse was at that position)

No	Horse	Plc	Mar	800 Posi	400 Posi	Time	3rd Qtr	4th Qt
1	FAZE OF GLORY	1	0.0m	0.0m (0)	0.0m (0)	2:25.50	29.20s	29.40s
8	CAPTAIN GROOVE	2	4.9m	8.4m (0)	9.2m (0)	2:25.88	29.26s	29.09s
6	LAST TIME JOE	3	8.9m	20.6m (1)	17.0m (3)	2:26.19	28.94s	28.81s
10	HEZA DOOZIE	4	13.9m	16.6m (0)	16.6m (0)	2:26.57	29.20s	29.20s
7	ASHLEYS BLUE CHIP	5	20.9m	12.6m (0)	15.2m (1)	2:27.11	29.39s	29.82s
2	ALLSOPP	6	22.4m	8.2m (1)	10.4m (2)	2:27.23	29.36s	30.28s
3	COTE DAZUR	7	24.4m	4.0m (0)	6.0m (1)	2:27.38	29.34s	30.74s
9	DIDSHEDOIT	8	26.8m	12.4m (1)	12.4m (3)	2:27.57	29.20s	30.45s
5	SONIC EXPRESS	9	32.6m	16.4m (1)	18.2m (2)	2:28.01	29.33s	30.45s
4	ILLAWONG DANNY	10	32.7m	3.0m (1)	10.8m (1)	2:28.02	29.76s	31.00s

Finish Position and metres gained

First Arrow shows distance gain/loss from 2nd Qtr to 3rd Qtr, Second Arrow shows distance gain/loss from 3rd Qtr to Finish
Blue arrow indicates best gain in these quarters.



800

Visual positions in race at 2nd Quarter



400

Visual positions in race at 3rd Quarter

