

# Dubbo Race 1 Distance 1720m

Friday, 8 May 2026




Gross Time: 2:09.50 MileRate: 2:01.10 LeadTime: 7.50s First Qtr: 31.50s Second Qtr: 31.20s Third Qtr: 31.10s Fourth Qtr: 28.20s

DATA TABLE: 800 / 400 Posi's are position from leader and (how wide the horse was at that position)

No	Horse	Plc	Mar	800 Posi	400 Posi	Time	3rd Qtr	4th Qt
8	GET UP BETTY	1	0.0m	0.5m (1)	0.7m (1)	2:09.50	31.11s	28.15s
2	YARRAMAN TILLY	2	0.1m	0.0m (0)	0.0m (0)	2:09.51	31.10s	28.21s
4	FEISTY TIGER	3	4.2m	8.3m (1)	7.1m (2)	2:09.81	30.98s	27.99s
3	LAST FLITE	4	4.7m	4.4m (1)	4.8m (1)	2:09.85	31.11s	28.20s
1	MARABELLE	5	5.1m	4.9m (0)	5.2m (0)	2:09.88	31.10s	28.20s
9	SHE MAYBE BETTOR	6	6.0m	9.1m (0)	9.0m (0)	2:09.94	31.06s	27.98s
10	BUTTER CUP	7	6.8m	16.8m (1)	11.9m (2)	2:10.00	30.68s	27.82s
5	SMOKING SHANNON	8	10.6m	13.2m (0)	12.8m (0)	2:10.29	31.02s	28.05s
7	DIAMOND BIKINI	9	16.4m	12.4m (1)	11.5m (1)	2:10.72	30.99s	28.57s

## Finish Position and metres gained

First Arrow shows distance gain/loss from 2nd Qtr to 3rd Qtr, Second Arrow shows distance gain/loss from 3rd Qtr to Finish  
Blue arrow indicates best gain in these quarters.



# Dubbo Race 2 Distance 1720m

Friday, 8 May 2026

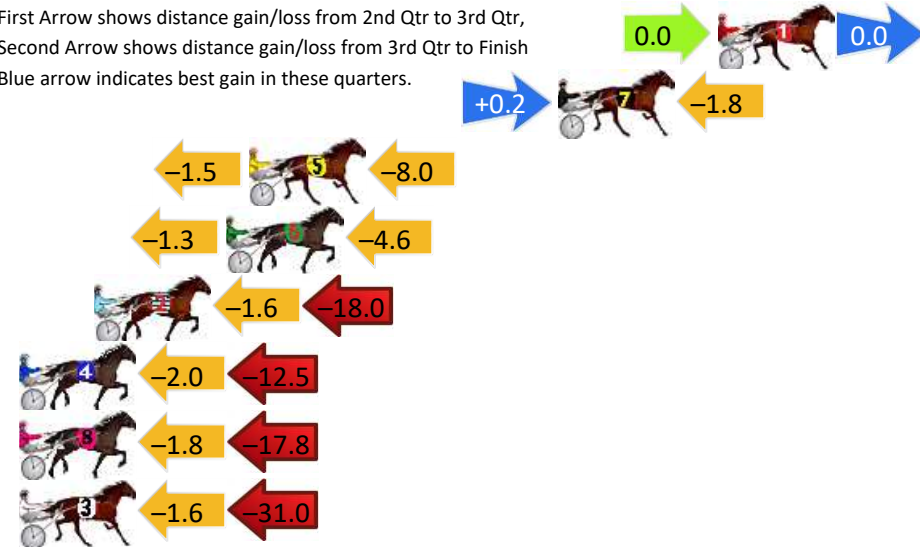
Gross Time: 2:05.30 MileRate: 1:57.30 LeadTime: 7.60s First Qtr: 30.50s Second Qtr: 30.60s Third Qtr: 28.60s Fourth Qtr: 28.00s

DATA TABLE: 800 / 400 Posi's are position from leader and (how wide the horse was at that position)

No	Horse	Plc	Mar	800 Posi	400 Posi	Time	3rd Qtr	4th Qt
1	LEXYS ON SONG	1	0.0m	0.0m (0)	0.0m (0)	2:05.30	28.60s	28.00s
7	DIVINE GIRL	2	6.4m	4.8m (0)	4.6m (0)	2:05.77	28.58s	28.15s
5	GIFTED BRIGADE	3	18.8m	9.3m (0)	10.8m (0)	2:06.68	28.70s	28.62s
6	DRIVE TO THE BEACH	4	19.7m	13.8m (0)	15.1m (0)	2:06.75	28.68s	28.39s
2	CAPITALISM	5	25.0m	5.4m (1)	7.0m (1)	2:07.14	28.71s	29.35s
4	HELLO I TEA	6	28.9m	14.4m (1)	16.4m (1)	2:07.43	28.73s	28.98s
8	BEANCOUNTER	7	29.3m	9.7m (1)	11.5m (1)	2:07.46	28.72s	29.35s
3	BARLOR HEAVEN	8	34.0m	1.4m (1)	3.0m (1)	2:07.80	28.71s	30.29s

## Finish Position and metres gained

First Arrow shows distance gain/loss from 2nd Qtr to 3rd Qtr, Second Arrow shows distance gain/loss from 3rd Qtr to Finish Blue arrow indicates best gain in these quarters.



800

Visual positions in race at 2nd Quarter



400

Visual positions in race at 3rd Quarter



# Dubbo Race 3 Distance 1720m

Friday, 8 May 2026


Gross Time: 2:06.10 MileRate: 1:58.00 LeadTime: 7.40s First Qtr: 29.30s Second Qtr: 30.50s Third Qtr: 30.00s Fourth Qtr: 28.90s

DATA TABLE: 800 / 400 Posi's are position from leader and (how wide the horse was at that position)

No	Horse	Plc	Mar	800 Posi	400 Posi	Time	3rd Qtr	4th Qt
5	SATELLITE SIMBA	1	0.0m	0.0m (0)	0.0m (0)	2:06.10	30.00s	28.90s
3	LIMBO LENNY	2	3.3m	4.3m (0)	4.1m (0)	2:06.35	29.98s	28.85s
1	ENZED FLYER	3	10.1m	8.1m (0)	8.5m (0)	2:06.87	30.02s	29.05s
7	KAY JAY MIKI	4	10.7m	12.3m (0)	11.3m (1)	2:06.91	29.91s	28.88s
9	TIGERNATOR	5	12.6m	16.6m (0)	17.5m (0)	2:07.06	30.04s	28.58s
10	MY ULTIMATE LUCIUS	6	19.4m	4.0m (1)	6.4m (1)	2:07.57	30.17s	29.90s
6	BURRABADINE BULLET	7	19.8m	22.3m (1)	22.4m (0)	2:07.60	29.98s	28.76s
8	RIP ROCK	8	23.0m	14.2m (1)	14.2m (2)	2:07.84	29.98s	29.60s
2	ZOLTON	9	24.5m	8.9m (1)	10.1m (2)	2:07.96	30.08s	30.02s
4	VINYGETSACHANCE	10	33.1m	18.4m (1)	19.0m (1)	2:08.61	30.02s	30.02s

## Finish Position and metres gained

First Arrow shows distance gain/loss from 2nd Qtr to 3rd Qtr, Second Arrow shows distance gain/loss from 3rd Qtr to Finish  
Blue arrow indicates best gain in these quarters.



800

Visual positions in race at 2nd Quarter



400

Visual positions in race at 3rd Quarter



# Dubbo Race 4 Distance 1720m

Friday, 8 May 2026

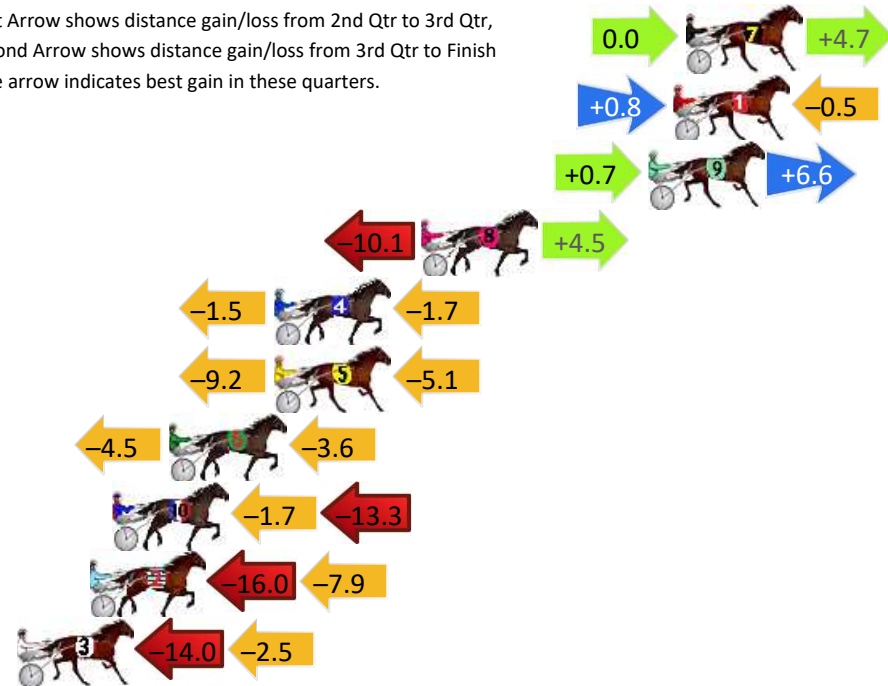
Gross Time: 2:05.80 MileRate: 1:57.70 LeadTime: 7.40s First Qtr: 28.70s Second Qtr: 29.80s Third Qtr: 29.30s Fourth Qtr: 30.60s

DATA TABLE: 800 / 400 Posi's are position from leader and (how wide the horse was at that position)

No	Horse	Plc	Mar	800 Posi	400 Posi	Time	3rd Qtr	4th Qt
7	HAZZA IS WATCHING	1	0.0m	4.7m (0)	4.7m (1)	2:05.80	29.31s	30.25s
1	TULHURST TIMMY	2	0.5m	0.8m (0)	0.0m (0)	2:05.84	29.24s	30.64s
9	DEEPWATER CAM	3	1.5m	8.8m (0)	8.1m (0)	2:05.92	29.26s	30.12s
8	DUFFY HOLLOW	4	10.6m	5.0m (1)	15.1m (2)	2:06.65	30.06s	30.33s
4	ULTIMATE EMPIRE	5	16.5m	13.3m (0)	14.8m (0)	2:07.12	29.43s	30.82s
5	THEYCALLMEBRUCE	5	16.5m	2.2m (2)	11.4m (1)	2:07.12	29.99s	31.07s
6	ALWAYS ADORNED	7	20.7m	12.6m (2)	17.1m (3)	2:07.46	29.65s	30.99s
10	WILLIES DOLLAR	8	23.0m	8.0m (2)	9.7m (2)	2:07.64	29.44s	31.72s
2	LOYOLA GOLF	9	23.9m	0.0m (1)	16.0m (1)	2:07.71	30.49s	31.32s
3	KRISTA BELLITA	10	26.8m	10.3m (1)	24.3m (1)	2:07.95	30.36s	30.94s

## Finish Position and metres gained

First Arrow shows distance gain/loss from 2nd Qtr to 3rd Qtr, Second Arrow shows distance gain/loss from 3rd Qtr to Finish  
Blue arrow indicates best gain in these quarters.



800

Visual positions in race at 2nd Quarter



400

Visual positions in race at 3rd Quarter

# Dubbo Race 5 Distance 1720m

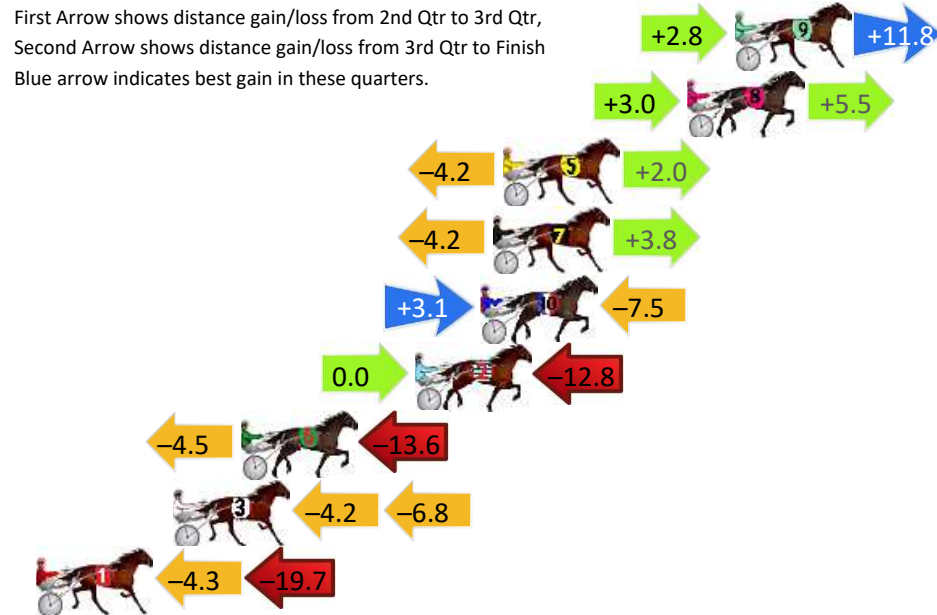
Friday, 8 May 2026

Gross Time: 2:10.20 MileRate: 2:01.80 LeadTime: 7.40s First Qtr: 30.80s Second Qtr: 33.10s Third Qtr: 29.30s Fourth Qtr: 29.60s

DATA TABLE: 800 / 400 Posi's are position from leader and (how wide the horse was at that position)

No	Horse	Plc	Mar	800 Posi	400 Posi	Time	3rd Qtr	4th Qt
9	FIFTY THREE STARS	1	0.0m	14.6m (0)	11.8m (2)	2:10.20	29.10s	28.74s
8	IRK MCGLURK	2	1.9m	10.4m (2)	7.4m (2)	2:10.35	29.08s	29.21s
5	WHATABOUTBRONS ON	3	9.3m	7.1m (1)	11.3m (1)	2:10.92	29.61s	29.49s
7	IM HERE TO PARTY	4	9.7m	9.3m (0)	13.5m (0)	2:10.95	29.61s	29.36s
10	STUDLEIGH STARLITE	5	10.2m	5.8m (2)	2.7m (2)	2:10.99	29.08s	30.19s
2	JUST HOME GROWN	6	12.8m	0.0m (0)	0.0m (0)	2:11.19	29.30s	30.59s
6	PEAKSART	7	19.8m	1.7m (1)	6.2m (1)	2:11.74	29.63s	30.69s
3	JOHEMIAN	8	22.5m	11.5m (1)	15.7m (1)	2:11.95	29.61s	30.20s
1	SPEARHEAD	9	29.0m	5.0m (0)	9.3m (0)	2:12.45	29.62s	31.17s

## Finish Position and metres gained



800

Visual positions in race at 2nd Quarter



400

Visual positions in race at 3rd Quarter



# Dubbo Race 6 Distance 1720m

Friday, 8 May 2026



Gross Time: 2:08.60 MileRate: 2:00.30 LeadTime: 7.70s First Qtr: 30.60s Second Qtr: 30.80s Third Qtr: 28.70s Fourth Qtr: 30.80s

DATA TABLE: 800 / 400 Posi's are position from leader and (how wide the horse was at that position)

No	Horse	Plc	Mar	800 Posi	400 Posi	Time	3rd Qtr	4th Qt
8	HAPPY TULHURST	1	0.0m	0.0m (0)	0.0m (0)	2:08.60	28.70s	30.80s
9	THE HEATS ON LEXY	2	8.3m	11.8m (1)	16.8m (2)	2:09.27	29.10s	30.23s
10	ULTIMATE COOKIE	3	8.6m	16.8m (1)	19.6m (3)	2:09.29	28.95s	30.04s
4	ALICE RHAYNE BOW	4	8.7m	6.2m (0)	10.0m (0)	2:09.30	29.00s	30.76s
7	SINFUL KISS	5	10.1m	4.2m (2)	9.1m (1)	2:09.41	29.07s	30.94s
5	SERGEANT PEE JAY	6	11.1m	20.8m (0)	21.5m (1)	2:09.49	28.81s	30.10s
1	MONSTER MINT	7	13.7m	10.9m (0)	15.2m (0)	2:09.70	29.04s	30.78s
3	LLANFAIR ROCKY	8	16.5m	7.3m (1)	16.6m (1)	2:09.93	29.41s	30.90s
6	SECRET REASON	9	17.3m	22.4m (1)	25.7m (2)	2:09.99	29.00s	30.29s
2	LAMNA NASUS	10	18.6m	16.3m (0)	19.2m (0)	2:10.10	28.96s	30.88s

## Finish Position and metres gained

First Arrow shows distance gain/loss from 2nd Qtr to 3rd Qtr, Second Arrow shows distance gain/loss from 3rd Qtr to Finish  
Blue arrow indicates best gain in these quarters.



8  
0  
0

Visual positions in race at 2nd Quarter



4  
0  
0

Visual positions in race at 3rd Quarter

# Dubbo Race 7 Distance 1720m

Friday, 8 May 2026


Gross Time: 2:06.80 MileRate: 1:58.60 LeadTime: 7.30s First Qtr: 29.80s Second Qtr: 30.70s Third Qtr: 29.30s Fourth Qtr: 29.70s

DATA TABLE: 800 / 400 Posi's are position from leader and (how wide the horse was at that position)

No	Horse	Plc	Mar	800 Posi	400 Posi	Time	3rd Qtr	4th Qt
4	CHANSU	1	0.0m	0.0m (0)	0.0m (0)	2:06.80	29.30s	29.70s
1	TENEACHWAY	2	8.3m	4.1m (0)	4.6m (0)	2:07.45	29.34s	30.01s
6	SURFIN AT MIDNIGHT	3	13.9m	13.7m (1)	13.9m (2)	2:07.88	29.32s	29.76s
9	AARON MINT	4	18.5m	20.1m (1)	18.3m (2)	2:08.24	29.18s	29.80s
7	TULHURST ELVIS	5	19.1m	9.3m (1)	10.6m (2)	2:08.29	29.40s	30.41s
10	CALM FRANCO	6	19.3m	15.1m (0)	16.0m (1)	2:08.30	29.37s	30.03s
3	SHEZ A WARRIOR	7	19.8m	0.6m (1)	2.3m (1)	2:08.34	29.43s	31.07s
2	CELEBRITY CRUISE	8	20.7m	4.7m (1)	7.0m (1)	2:08.41	29.47s	30.80s
5	MOHAWK PARK	9	31.8m	23.6m (0)	23.3m (1)	2:09.28	29.29s	30.47s
8	INVERLOCH DREAMING	10	49.4m	10.2m (0)	19.1m (0)	2:10.65	29.96s	32.15s

## Finish Position and metres gained

First Arrow shows distance gain/loss from 2nd Qtr to 3rd Qtr, Second Arrow shows distance gain/loss from 3rd Qtr to Finish. Blue arrow indicates best gain in these quarters.



800

Visual positions in race at 2nd Quarter



400

Visual positions in race at 3rd Quarter



# Dubbo Race 8 Distance 1720m

Friday, 8 May 2026


Gross Time: 2:08.10 MileRate: 1:59.80 LeadTime: 7.60s First Qtr: 28.60s Second Qtr: 30.90s Third Qtr: 30.80s Fourth Qtr: 30.20s

DATA TABLE: 800 / 400 Posi's are position from leader and (how wide the horse was at that position)

No	Horse	Plc	Mar	800 Posi	400 Posi	Time	3rd Qtr	4th Qt
3	XCALIBUR	1	0.0m	0.0m (0)	0.0m (0)	2:08.10	30.80s	30.20s
6	STUDLEIGH SANDY	2	23.6m	14.6m (1)	13.5m (2)	2:09.97	30.70s	31.05s
2	WICKED STRIKE	3	26.4m	8.6m (0)	9.5m (0)	2:10.19	30.86s	31.57s
10	BODELETOS	4	31.7m	16.7m (0)	16.2m (1)	2:10.61	30.75s	31.48s
4	SING WITH ONE VOICE	5	37.4m	1.8m (1)	3.3m (1)	2:11.06	30.91s	32.91s
9	DETANGLED	6	38.7m	21.7m (0)	21.0m (1)	2:11.16	30.73s	31.67s
7	DONTRATTLEHISCAG E	7	39.2m	13.3m (0)	13.5m (0)	2:11.20	30.80s	32.28s
5	TAKE ME TOO	8	42.2m	10.7m (1)	12.0m (1)	2:11.44	30.89s	32.63s
1	BABY EL AY	9	43.9m	4.6m (0)	5.0m (0)	2:11.57	30.83s	33.29s
8	BURRABADINE BELLE	10	45.4m	6.3m (1)	7.5m (1)	2:11.69	30.89s	33.22s

## Finish Position and metres gained

First Arrow shows distance gain/loss from 2nd Qtr to 3rd Qtr, Second Arrow shows distance gain/loss from 3rd Qtr to Finish  
Blue arrow indicates best win in these quarters



800

Visual positions in race at 2nd Quarter



400

Visual positions in race at 3rd Quarter

