

Newcastle Race 1 Distance 1609m

Friday, 8 May 2026


Gross Time: 1:55.20 MileRate: 1:55.20 LeadTime: 0.00s First Qtr: 27.90s Second Qtr: 30.60s Third Qtr: 27.90s Fourth Qtr: 28.80s

DATA TABLE: 800 / 400 Posi's are position from leader and (how wide the horse was at that position)

No	Horse	Plc	Mar	800 Posi	400 Posi	Time	3rd Qtr	4th Qt
5	ULTIMATE TROUBLE	1	0.0m	0.0m (0)	0.0m (0)	1:55.20	27.90s	28.80s
4	SWEETLY SPOKEN	2	5.9m	1.5m (1)	1.1m (1)	1:55.65	27.88s	29.17s
8	NEXT TO ME	3	7.3m	13.3m (0)	7.4m (1)	1:55.75	27.50s	28.83s
1	WALLAROY BOY	4	9.0m	4.6m (0)	4.0m (0)	1:55.88	27.86s	29.20s
6	NIFTY STUDLEIGH	5	10.2m	11.5m (1)	10.8m (2)	1:55.97	27.86s	28.81s
2	ROCKNROLL TONY	6	12.4m	8.7m (0)	8.5m (0)	1:56.14	27.90s	29.14s
7	IRE OF THE DRAGON	7	13.5m	15.6m (1)	11.1m (3)	1:56.22	27.60s	29.04s
3	CAPTAIN DORIAN	8	15.5m	6.1m (1)	6.5m (2)	1:56.37	27.94s	29.51s

Finish Position and metres gained

First Arrow shows distance gain/loss from 2nd Qtr to 3rd Qtr,
Second Arrow shows distance gain/loss from 3rd Qtr to Finish
Blue arrow indicates best gain in these quarters.



8
0
0

Visual positions in race at 2nd Quarter



4
0
0

Visual positions in race at 3rd Quarter



Newcastle Race 2 Distance 1609m

Friday, 8 May 2026

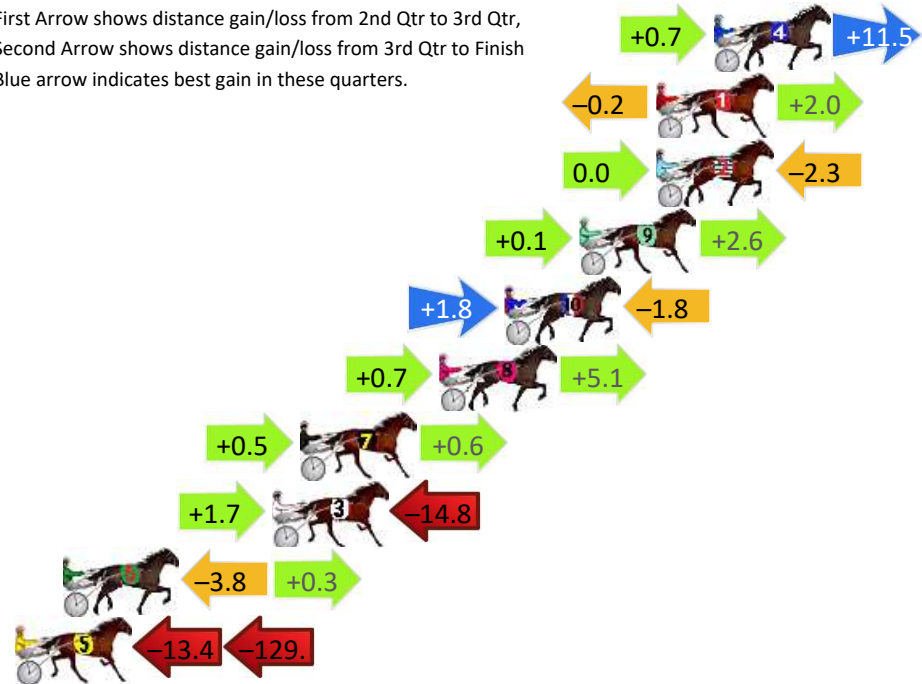
Gross Time: 1:54.80 MileRate: 1:54.80 LeadTime: 0.00s First Qtr: 28.50s Second Qtr: 30.20s Third Qtr: 27.80s Fourth Qtr: 28.30s

DATA TABLE: 800 / 400 Posi's are position from leader and (how wide the horse was at that position)

No	Horse	Plc	Mar	800 Posi	400 Posi	Time	3rd Qtr	4th Qt
4	THE CREEK	1	0.0m	12.2m (0)	11.5m (1)	1:54.80	27.76s	27.50s
1	JILLIBY AMIGO	2	2.3m	4.1m (0)	4.3m (0)	1:54.97	27.82s	28.17s
2	KASBAH	3	2.3m	0.0m (0)	0.0m (0)	1:54.97	27.80s	28.47s
9	CHEDDAR VALLEY	4	5.4m	8.1m (0)	8.0m (0)	1:55.20	27.80s	28.14s
10	RADIANT AMBER	5	8.4m	8.4m (1)	6.6m (1)	1:55.42	27.68s	28.46s
8	WAR WESTERN	6	11.0m	16.8m (0)	16.1m (0)	1:55.62	27.76s	28.00s
7	SINBINNED	7	16.6m	17.7m (1)	17.2m (1)	1:56.03	27.78s	28.33s
3	ROCKIN BULL	8	17.7m	4.6m (1)	2.9m (1)	1:56.12	27.68s	29.42s
6	ULTIMATE RHAPSODY	9	26.1m	22.6m (1)	26.4m (1)	1:56.74	28.08s	28.40s
5	LOUS DREAM	10	155.7m	13.0m (1)	26.4m (0)	2:06.38	28.74s	38.04s

Finish Position and metres gained

First Arrow shows distance gain/loss from 2nd Qtr to 3rd Qtr, Second Arrow shows distance gain/loss from 3rd Qtr to Finish Blue arrow indicates best gain in these quarters.



800

Visual positions in race at 2nd Quarter



400

Visual positions in race at 3rd Quarter

Newcastle Race 3 Distance 2030m

Friday, 8 May 2026


Gross Time: 2:28.20 MileRate: 1:57.50 LeadTime: 29.30s First Qtr: 31.80s Second Qtr: 29.90s Third Qtr: 28.10s Fourth Qtr: 29.10s

DATA TABLE: 800 / 400 Posi's are position from leader and (how wide the horse was at that position)

No	Horse	Plc	Mar	800 Posi	400 Posi	Time	3rd Qtr	4th Qt
3	WHATABOYJACK	1	0.0m	4.3m (0)	5.4m (0)	2:28.20	28.18s	28.72s
10	QUICKSHIFT GIRL	2	2.1m	11.2m (1)	11.0m (2)	2:28.36	28.10s	28.48s
1	ERROL FIN	3	8.6m	0.0m (0)	0.0m (0)	2:28.86	28.10s	29.76s
8	KING HIT	4	9.1m	13.5m (0)	13.8m (0)	2:28.89	28.14s	28.81s
4	DUTY OF CARE	5	9.6m	2.6m (1)	2.5m (1)	2:28.93	28.10s	29.65s
9	LITTLE DEMON	6	10.3m	9.5m (0)	10.1m (0)	2:28.99	28.16s	29.17s
5	BETTERTHANFEDERE R	7	11.3m	7.2m (1)	7.0m (1)	2:29.06	28.10s	29.46s
7	RICK REILLY	8	13.8m	17.2m (0)	18.6m (0)	2:29.25	28.22s	28.83s
6	ULTIMATE DIVA	9	15.2m	19.8m (1)	18.9m (2)	2:29.36	28.06s	28.92s
2	KARAOKE KING	10	27.3m	14.9m (1)	14.9m (1)	2:30.28	28.12s	30.12s

Finish Position and metres gained

First Arrow shows distance gain/loss from 2nd Qtr to 3rd Qtr,
Second Arrow shows distance gain/loss from 3rd Qtr to Finish
Blue arrow indicates best gain in these quarters.



800

Visual positions in race at 2nd Quarter



400

Visual positions in race at 3rd Quarter



Newcastle Race 4 Distance 1609m

Friday, 8 May 2026

Gross Time: 1:54.60 MileRate: 1:54.60 LeadTime: 0.00s First Qtr: 27.50s Second Qtr: 29.80s Third Qtr: 28.00s Fourth Qtr: 29.30s

DATA TABLE: 800 / 400 Posi's are position from leader and (how wide the horse was at that position)

No	Horse	Plc	Mar	800 Posi	400 Posi	Time	3rd Qtr	4th Qt
2	ULTIMATE CRUZA	1	0.0m	4.0m (0)	4.8m (0)	1:54.60	28.06s	28.96s
1	MAJOR REASON	2	1.4m	0.0m (0)	0.0m (0)	1:54.71	28.00s	29.41s
8	SAINT CRUSADER	3	5.0m	13.5m (0)	12.4m (0)	1:54.98	27.94s	28.80s
6	OHWHATIWOULDGI VE	4	5.2m	17.2m (0)	16.3m (0)	1:55.00	27.96s	28.54s
9	THE CID	5	5.8m	8.9m (0)	8.7m (0)	1:55.05	28.00s	29.13s
5	MAJOR MICKEY	6	5.9m	12.9m (1)	11.2m (1)	1:55.05	27.90s	28.95s
3	NO NOTTHEBUTTONS	7	7.3m	22.1m (1)	19.1m (1)	1:55.16	27.82s	28.50s
10	CAPTAIN BART	8	7.3m	8.9m (1)	6.7m (1)	1:55.16	27.86s	29.38s
4	LOCHINVAR JAG	9	8.5m	4.3m (1)	2.8m (1)	1:55.25	27.90s	29.75s
7	AMERICAN HAMMER	10	11.7m	17.5m (1)	15.5m (1)	1:55.50	27.88s	29.10s

Finish Position and metres gained

First Arrow shows distance gain/loss from 2nd Qtr to 3rd Qtr,
Second Arrow shows distance gain/loss from 3rd Qtr to Finish
Blue arrow indicates best gain in these quarters.



8
0
0

Visual positions in race at 2nd Quarter



4
0
0

Visual positions in race at 3rd Quarter



Newcastle Race 5 Distance 1609m

Friday, 8 May 2026

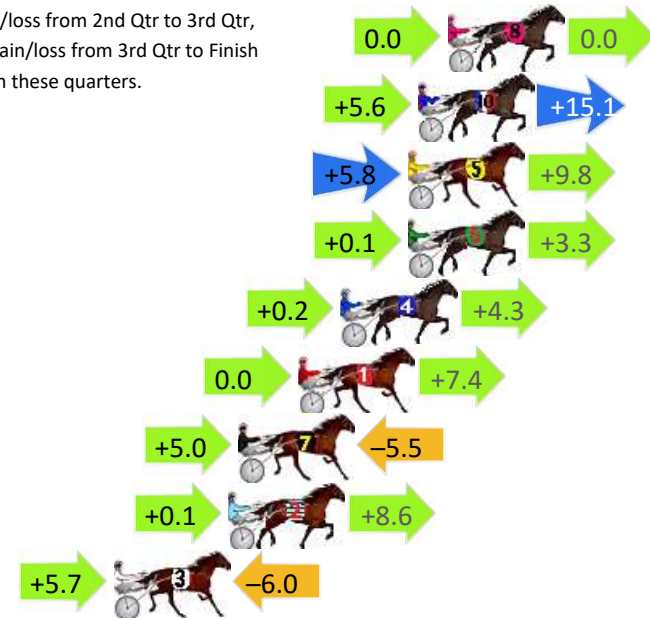
Gross Time: 1:52.80 MileRate: 1:52.80 LeadTime: 0.00s First Qtr: 27.30s Second Qtr: 29.20s Third Qtr: 27.60s Fourth Qtr: 28.70s

DATA TABLE: 800 / 400 Posi's are position from leader and (how wide the horse was at that position)

No	Horse	Plc	Mar	800 Posi	400 Posi	Time	3rd Qtr	4th Qt
8	FORCE FULL	1	0.0m	0.0m (0)	0.0m (0)	1:52.80	27.60s	28.70s
10	MASTER CATCH	2	1.2m	21.9m (1)	16.3m (1)	1:52.89	27.24s	27.65s
5	ROCKTAGONAL	3	1.6m	17.2m (1)	11.4m (1)	1:52.92	27.22s	28.02s
6	LIGHT ME UP	4	1.6m	5.0m (0)	4.9m (0)	1:52.92	27.60s	28.48s
4	PET KITTY	5	4.3m	8.8m (0)	8.6m (0)	1:53.12	27.60s	28.42s
1	PRINCESS MICKAYLA	6	6.0m	13.4m (0)	13.4m (0)	1:53.25	27.62s	28.21s
7	LACEYS LAD	7	8.4m	7.9m (1)	2.9m (1)	1:53.43	27.26s	29.13s
2	SPIRIT KING	8	8.8m	17.5m (0)	17.4m (0)	1:53.46	27.62s	28.14s
3	I BET YOU	9	13.4m	13.1m (1)	7.4m (1)	1:53.81	27.22s	29.19s

Finish Position and metres gained

First Arrow shows distance gain/loss from 2nd Qtr to 3rd Qtr, Second Arrow shows distance gain/loss from 3rd Qtr to Finish Blue arrow indicates best gain in these quarters.



800

Visual positions in race at 2nd Quarter



400

Visual positions in race at 3rd Quarter



Newcastle Race 6 Distance 1609m

Friday, 8 May 2026

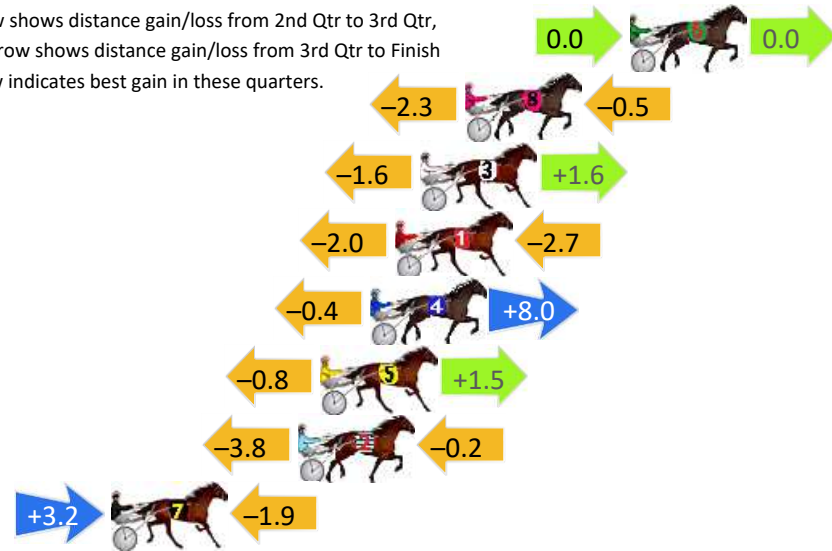
Gross Time: 1:56.40 MileRate: 1:56.40 LeadTime: 0.00s First Qtr: 27.90s Second Qtr: 30.70s Third Qtr: 27.70s Fourth Qtr: 30.10s

DATA TABLE: 800 / 400 Posi's are position from leader and (how wide the horse was at that position)

No	Horse	Plc	Mar	800 Posi	400 Posi	Time	3rd Qtr	4th Qt
6	TWO CRACKED CORN	1	0.0m	0.0m (0)	0.0m (0)	1:56.40	27.70s	30.10s
8	CANTPLZA MALTEEZA	2	6.6m	3.8m (1)	6.1m (1)	1:56.92	27.88s	30.18s
3	NEED FOUR SPEED	3	8.4m	8.4m (1)	10.0m (1)	1:57.06	27.84s	30.04s
1	COOINDALAI	4	9.4m	4.7m (0)	6.7m (0)	1:57.14	27.86s	30.36s
4	PIXIEBELLE	5	10.4m	18.0m (1)	18.4m (0)	1:57.22	27.78s	29.60s
5	HOWITIS	6	12.4m	13.1m (1)	13.9m (1)	1:57.38	27.80s	30.08s
2	ROOBEE	7	13.3m	9.3m (0)	13.1m (0)	1:57.45	28.00s	30.21s
7	FORTUNA STRIDE	8	20.8m	22.1m (1)	18.9m (1)	1:58.04	27.54s	30.38s

Finish Position and metres gained

First Arrow shows distance gain/loss from 2nd Qtr to 3rd Qtr, Second Arrow shows distance gain/loss from 3rd Qtr to Finish
Blue arrow indicates best gain in these quarters.



8
0
0

Visual positions in race at 2nd Quarter



4
0
0

Visual positions in race at 3rd Quarter



Newcastle Race 7 Distance 1609m


Friday, 8 May 2026

Gross Time: 1:55.20 MileRate: 1:55.20 LeadTime: 0.00s First Qtr: 27.70s Second Qtr: 30.30s Third Qtr: 28.30s Fourth Qtr: 28.90s

DATA TABLE: 800 / 400 Posi's are position from leader and (how wide the horse was at that position)

No	Horse	Plc	Mar	800 Posi	400 Posi	Time	3rd Qtr	4th Qt
8	MISTER BRILLANTE	1	0.0m	14.5m (1)	12.9m (1)	1:55.20	28.20s	27.98s
5	ROCKNROLL ROCKET	2	3.1m	6.8m (1)	5.1m (2)	1:55.44	28.18s	28.78s
2	BARRYS ROSE	3	7.0m	0.0m (0)	0.0m (0)	1:55.73	28.30s	29.43s
4	HEEZ REASONABLE	4	10.5m	2.0m (1)	2.0m (1)	1:56.00	28.30s	29.56s
3	PAD THAI	5	12.3m	4.6m (0)	4.5m (0)	1:56.13	28.30s	29.51s
6	PEPPI GRATZ	6	20.0m	19.1m (1)	16.9m (1)	1:56.72	28.16s	29.22s
7	CHARJO	7	23.4m	10.5m (1)	9.0m (1)	1:56.97	28.20s	30.03s
1	DE LA RENTA	8	39.7m	9.7m (0)	13.5m (0)	1:58.21	28.58s	30.95s

Finish Position and metres gained



8
0
0

Visual positions in race at 2nd Quarter



4
0
0

Visual positions in race at 3rd Quarter



Newcastle Race 8 Distance 1609m

Friday, 8 May 2026


Gross Time: 1:58.70 MileRate: 1:58.70 LeadTime: 0.00s First Qtr: 28.90s Second Qtr: 31.30s Third Qtr: 29.60s Fourth Qtr: 28.90s

DATA TABLE: 800 / 400 Posi's are position from leader and (how wide the horse was at that position)

No	Horse	Plc	Mar	800 Posi	400 Posi	Time	3rd Qtr	4th Qt
3	BELIEVE IN CARMER	1	0.0m	4.6m (1)	1.1m (1)	1:58.70	29.34s	28.82s
8	GOLDNGLITZ	2	4.2m	0.0m (0)	0.0m (0)	1:59.02	29.60s	29.22s
4	DAZZLING GEMS	3	4.2m	5.2m (0)	3.9m (0)	1:59.02	29.50s	28.94s
5	LOUTHPARKSCHOONER	4	7.1m	13.3m (1)	11.3m (1)	1:59.24	29.44s	28.62s
6	WOOPAA	5	14.1m	9.5m (0)	11.3m (0)	1:59.77	29.72s	29.15s
2	SIERRA MIST	6	18.8m	9.0m (1)	6.6m (1)	2:00.13	29.42s	29.85s
9	ADDED VALUE	7	20.5m	17.9m (0)	21.5m (1)	2:00.25	29.84s	28.89s
7	JOE BOY	8	23.2m	18.2m (1)	17.9m (1)	2:00.46	29.56s	29.36s
1	MISS ADONIS	9	30.5m	13.6m (0)	18.4m (0)	2:01.01	29.94s	29.87s

Finish Position and metres gained

First Arrow shows distance gain/loss from 2nd Qtr to 3rd Qtr, Second Arrow shows distance gain/loss from 3rd Qtr to Finish
Blue arrow indicates best gain in these quarters.



800

Visual positions in race at 2nd Quarter



400

Visual positions in race at 3rd Quarter

