

Wagga Riverina Race 1 Distance 1740m

Friday, 8 May 2026



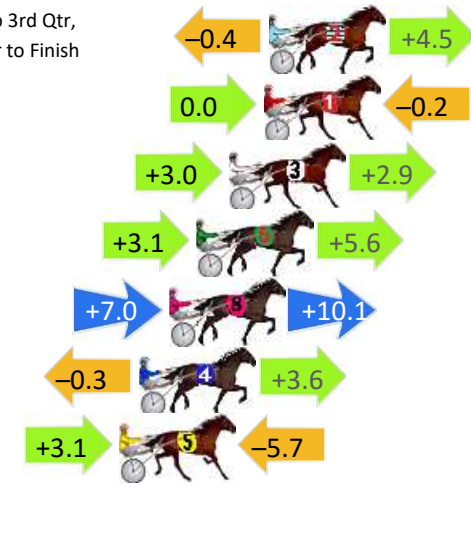
Gross Time: 2:06.80 MileRate: 1:57.20 LeadTime: 9.00s First Qtr: 29.50s Second Qtr: 31.30s Third Qtr: 29.50s Fourth Qtr: 27.50s

DATA TABLE: 800 / 400 Posi's are position from leader and (how wide the horse was at that position)

NoHorse	Plc	Mar	800 Posi	400 Posi	Time	3rd Qtr	4th Qt
2 SET PLAY	1	0.0m	4.1m (0)	4.5m (0)	2:06.80	29.52s	27.18s
1 WONGALEA YANK	2	0.2m	0.0m (0)	0.0m (0)	2:06.81	29.50s	27.51s
3 SHOOBEEES LOU	3	1.6m	7.5m (1)	4.5m (1)	2:06.92	29.27s	27.30s
6 LEWENDON	4	2.9m	11.6m (1)	8.5m (1)	2:07.01	29.25s	27.11s
8 NICE WON GARY	5	4.0m	21.1m (1)	14.1m (2)	2:07.09	28.95s	26.79s
4 CHANCETOWIN	6	5.2m	8.5m (0)	8.8m (0)	2:07.18	29.50s	27.26s
5 SECRET LINE	7	6.0m	3.4m (1)	0.3m (1)	2:07.23	29.27s	27.91s
7 SHARPER MEMORY	8	33.7m	15.9m (1)	13.3m (1)	2:09.24	29.27s	29.00s

Finish Position and metres gained

First Arrow shows distance gain/loss from 2nd Qtr to 3rd Qtr, Second Arrow shows distance gain/loss from 3rd Qtr to Finish
Blue arrow indicates best gain in these quarters.



Wagga Riverina Race 2 Distance 2270m

Friday, 8 May 2026

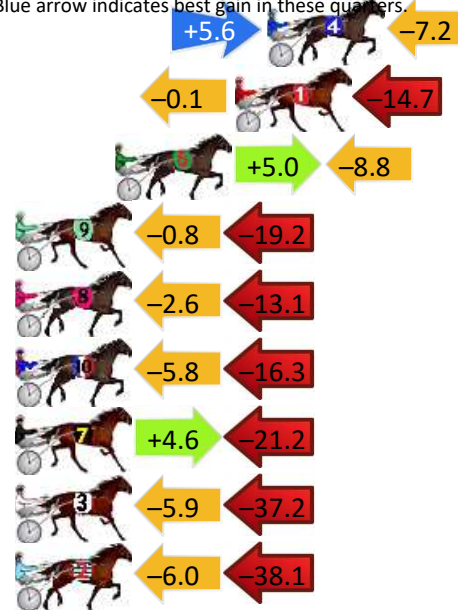
Gross Time: 2:44.80 MileRate: 1:56.90 LeadTime: 47.20s First Qtr: 30.70s Second Qtr: 29.60s Third Qtr: 29.30s Fourth Qtr: 28.00s

DATA TABLE: 800 / 400 Posi's are position from leader and (how wide the horse was at that position)

No	Horse	Plc	Mar	800 Posi	400 Posi	Time	3rd Qtr	4th Qt
5	FLIP A COIN	1	0.0m	0.0m (0)	0.0m (0)	2:44.80	29.30s	28.00s
4	IM HARVEY SPECTER	2	17.9m	16.3m (1)	10.7m (2)	2:46.12	28.87s	28.56s
1	SOPHIES SCOOTER	3	19.2m	4.4m (0)	4.5m (0)	2:46.21	29.30s	29.09s
6	BETTERTHANTHEBOYZ	4	24.0m	20.2m (1)	15.2m (2)	2:46.57	28.91s	28.69s
9	MODERN SHEEN	5	28.2m	8.2m (0)	9.0m (0)	2:46.88	29.34s	29.44s
8	TUFFASOLDBOOTS	6	28.6m	12.9m (0)	15.5m (0)	2:46.91	29.46s	29.01s
10	YANKEE BABE	7	34.3m	12.2m (1)	18.0m (1)	2:47.32	29.69s	29.24s
7	ELLAVA PACER	8	40.3m	23.7m (1)	19.1m (2)	2:47.77	28.93s	29.61s
3	ADIEU MIKENNIS	9	46.8m	3.7m (1)	9.6m (1)	2:48.24	29.71s	30.76s
2	EMIKO	10	51.9m	7.8m (1)	13.8m (1)	2:48.62	29.71s	30.84s

Finish Position and metres gained

First Arrow shows distance gain/loss from 2nd Qtr to 3rd Qtr, Second Arrow shows distance gain/loss from 3rd Qtr to Finish
Blue arrow indicates best gain in these quarters



800

Visual positions in race at 2nd Quarter



400

Visual positions in race at 3rd Quarter



Sectional Analysis Software
Not just form | Free Trial



RISE Digital, Harness Racing Australia nor the provider accepts any responsibility for the completeness or accuracy of any of the information contained herein, and makes no representations about its suitability for any particular purpose. Users should make their own judgements about those matters and/or seek independent advice. You assume all risks associated with use of data provided on this page

www.facebook.com/PJHarnessRacing

Wagga Riverina Race 3 Distance 1740m

Friday, 8 May 2026

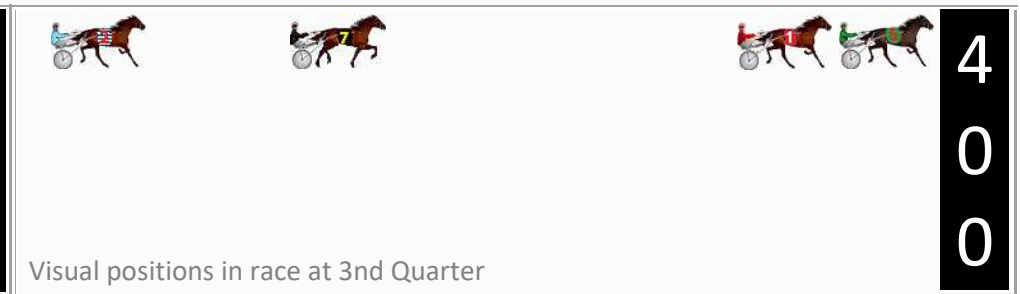

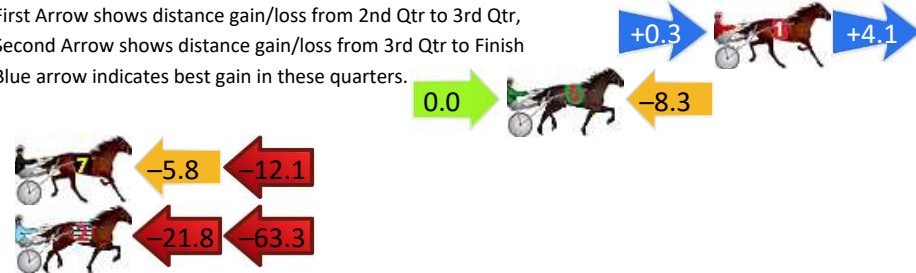
Gross Time: 2:06.30 MileRate: 1:56.80 LeadTime: 9.20s First Qtr: 31.30s Second Qtr: 30.80s Third Qtr: 27.80s Fourth Qtr: 27.20s

DATA TABLE: 800 / 400 Posi's are position from leader and (how wide the horse was at that position)

NoHorse	Plc	Mar	800 Posi	400 Posi	Time	3rd Qtr	4th Qt	
1	INTEMPERANCE	1	0.0m	4.4m (0)	4.1m (0)	2:06.30	27.78s	26.92s
6	GOCCIADORO	2	8.3m	0.0m (0)	0.0m (0)	2:06.89	27.80s	27.79s
7	BE BETTER	3	34.1m	16.2m (0)	22.0m (0)	2:08.74	28.18s	28.14s
2	SO FORGIVEN	4	94.9m	9.8m (0)	31.6m (0)	2:13.10	29.28s	31.84s

Finish Position and metres gained

First Arrow shows distance gain/loss from 2nd Qtr to 3rd Qtr,
Second Arrow shows distance gain/loss from 3rd Qtr to Finish
Blue arrow indicates best gain in these quarters.



Wagga Riverina Race 4 Distance 1740m

Friday, 8 May 2026


Gross Time: 2:09.50 MileRate: 1:59.80 LeadTime: 9.30s First Qtr: 29.80s Second Qtr: 31.80s Third Qtr: 30.40s Fourth Qtr: 28.20s

DATA TABLE: 800 / 400 Posi's are position from leader and (how wide the horse was at that position)

No	Horse	Plc	Mar	800 Posi	400 Posi	Time	3rd Qtr	4th Qt
4	THE KING OFTHEROAD	1	0.0m	6.5m (1)	4.7m (2)	2:09.50	30.25s	27.86s
2	THROWDOWN HOEDOWN	2	4.6m	0.0m (0)	0.0m (0)	2:09.84	30.40s	28.54s
7	THE KID BILLY	3	5.8m	15.2m (1)	12.1m (2)	2:09.93	30.13s	27.75s
3	ALICES SWEETHEART	4	6.4m	11.0m (1)	9.1m (1)	2:09.97	30.23s	28.01s
1	A TRUE PHENOMENON	5	7.6m	4.0m (0)	3.9m (0)	2:10.06	30.38s	28.48s
9	TOLLSA KING	6	11.6m	8.7m (0)	8.8m (0)	2:10.36	30.38s	28.42s
6	TINNYMEDAD	7	11.7m	13.8m (0)	13.7m (1)	2:10.37	30.36s	28.07s
8	BAYRIDGE TOMMY	8	17.6m	19.7m (1)	17.9m (1)	2:10.80	30.21s	28.20s
5	AMERICAM	9	26.9m	2.0m (1)	1.9m (1)	2:11.49	30.39s	30.05s

Finish Position and metres gained

First Arrow shows distance gain/loss from 2nd Qtr to 3rd Qtr, Second Arrow shows distance gain/loss from 3rd Qtr to Finish
Blue arrow indicates best gain in these quarters.



800

Visual positions in race at 2nd Quarter



400

Visual positions in race at 3rd Quarter



Sectional Analysis Software
Not just form | Free Trial



RISE Digital, Harness Racing Australia nor the provider accepts any responsibility for the completeness or accuracy of any of the information contained herein, and makes no representations about its suitability for any particular purpose. Users should make their own judgements about those matters and/or seek independent advice. You assume all risks associated with use of data provided on this page

www.facebook.com/PJHarnessRacing

Wagga Riverina Race 5 Distance 1740m

Friday, 8 May 2026

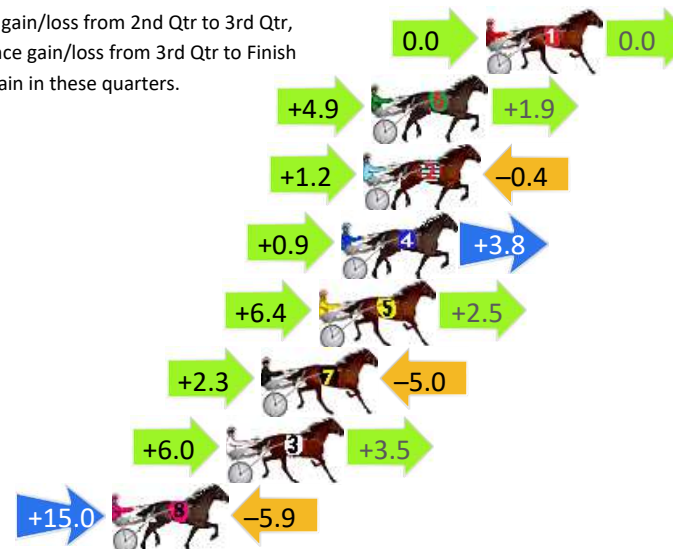
Gross Time: 2:05.00 MileRate: 1:55.70 LeadTime: 8.60s First Qtr: 29.10s Second Qtr: 30.50s Third Qtr: 28.50s Fourth Qtr: 28.30s

DATA TABLE: 800 / 400 Posi's are position from leader and (how wide the horse was at that position)

No	Horse	Plc	Mar	800 Posi	400 Posi	Time	3rd Qtr	4th Qt
1	JILLIBY RYDER	1	0.0m	0.0m (0)	0.0m (0)	2:05.00	28.50s	28.30s
6	GO COLOUR MY WORLD	2	4.6m	11.4m (1)	6.5m (2)	2:05.34	28.15s	28.18s
2	CORZAN DRAMA	3	4.9m	5.7m (0)	4.5m (0)	2:05.36	28.42s	28.34s
4	ARENDELLE	4	5.8m	10.5m (0)	9.6m (0)	2:05.43	28.44s	28.05s
5	MILLWOOD GRACE	5	6.7m	15.6m (1)	9.2m (1)	2:05.50	28.04s	28.15s
7	GOODTIME JAZZI	6	9.0m	6.3m (1)	4.0m (1)	2:05.67	28.33s	28.69s
3	SIGNIFICANT LAZ	7	10.4m	19.9m (1)	13.9m (1)	2:05.77	28.07s	28.09s
8	KEAYANG JIGSAW	8	15.0m	24.1m (1)	9.1m (3)	2:06.12	27.43s	28.78s

Finish Position and metres gained

First Arrow shows distance gain/loss from 2nd Qtr to 3rd Qtr, Second Arrow shows distance gain/loss from 3rd Qtr to Finish
Blue arrow indicates best gain in these quarters.



8
0
0

Visual positions in race at 2nd Quarter



4
0
0

Visual positions in race at 3rd Quarter



Wagga Riverina Race 6 Distance 1740m

Friday, 8 May 2026

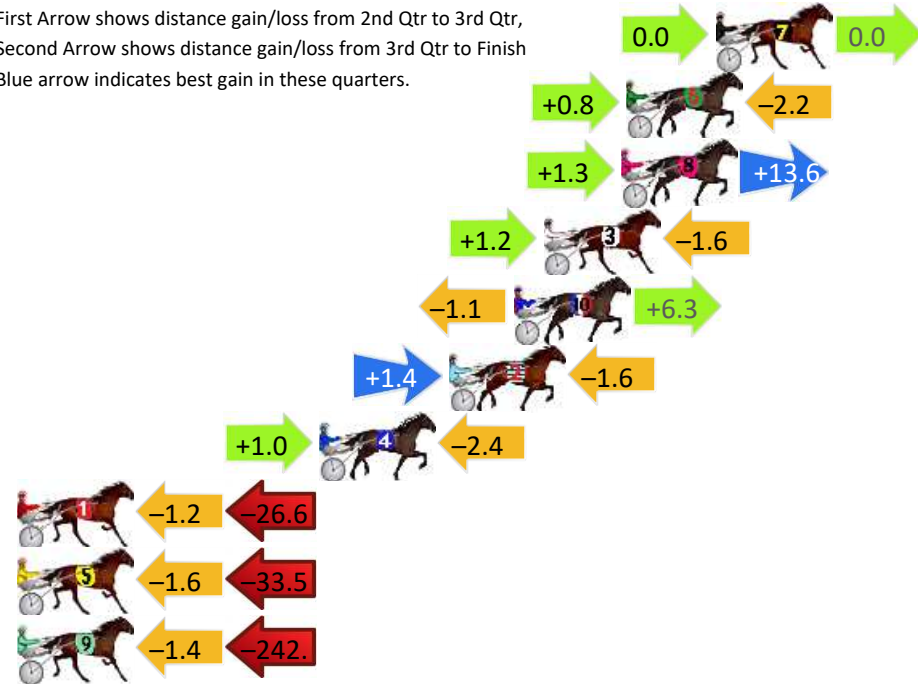
Gross Time: 2:05.40 MileRate: 1:55.90 LeadTime: 8.60s First Qtr: 28.10s Second Qtr: 30.40s Third Qtr: 30.30s Fourth Qtr: 28.00s

DATA TABLE: 800 / 400 Posi's are position from leader and (how wide the horse was at that position)

No	Horse	Plc	Mar	800 Posi	400 Posi	Time	3rd Qtr	4th Qt
7	RACHELS LEGACY	1	0.0m	0.0m (0)	0.0m (0)	2:05.40	30.30s	28.00s
6	OUR ULTIMATE JANE	2	3.6m	2.2m (1)	1.4m (1)	2:05.66	30.23s	28.16s
8	KUALIGHT	3	3.8m	18.7m (1)	17.4m (1)	2:05.68	30.15s	27.02s
3	SECRETS KEPT	4	6.9m	6.5m (1)	5.3m (1)	2:05.91	30.19s	28.13s
10	SWEDISH MEATBALLS	5	8.1m	13.3m (0)	14.4m (0)	2:06.00	30.34s	27.56s
2	SARA TA SLOY	6	10.7m	10.5m (1)	9.1m (1)	2:06.19	30.17s	28.13s
4	THE TALK	7	15.9m	14.5m (1)	13.5m (1)	2:06.57	30.19s	28.19s
1	SHEZAGLAMOURGIR L	8	32.7m	4.9m (0)	6.1m (0)	2:07.81	30.37s	29.97s
5	SHEZFAIRYSWEET	9	53.4m	18.3m (0)	19.9m (0)	2:09.33	30.36s	30.49s
9	MIRADOR LASS	10	252.3m	8.8m (0)	10.2m (0)	2:23.97	30.38s	45.83s

Finish Position and metres gained

First Arrow shows distance gain/loss from 2nd Qtr to 3rd Qtr, Second Arrow shows distance gain/loss from 3rd Qtr to Finish
Blue arrow indicates best gain in these quarters.



800

Visual positions in race at 2nd Quarter



400

Visual positions in race at 3rd Quarter



Wagga Riverina Race 7 Distance 1740m

Friday, 8 May 2026

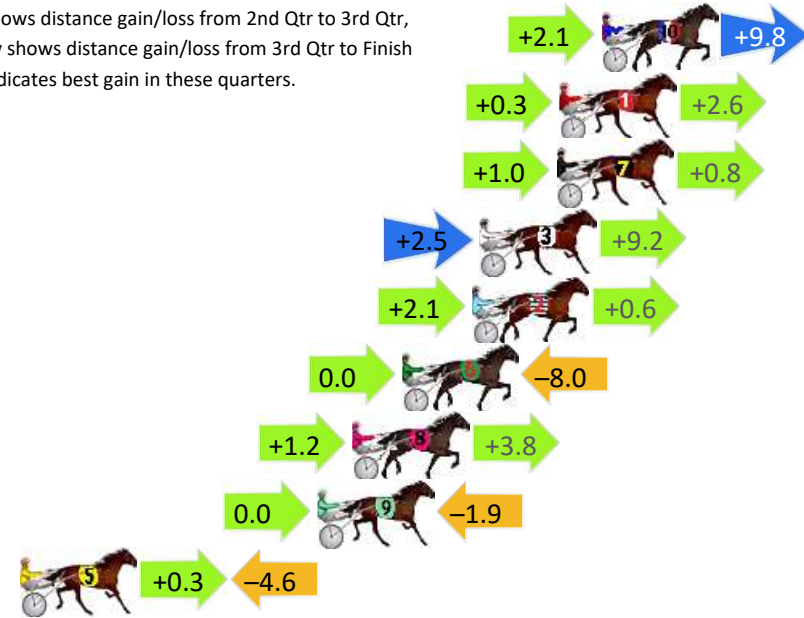
Gross Time: 2:02.70 MileRate: 1:53.50 LeadTime: 8.80s First Qtr: 28.60s Second Qtr: 29.30s Third Qtr: 27.90s Fourth Qtr: 28.10s

DATA TABLE: 800 / 400 Posi's are position from leader and (how wide the horse was at that position)

No	Horse	Plc	Mar	800 Posi	400 Posi	Time	3rd Qtr	4th Qt
10	ASTRAL STRIDE	1	0.0m	11.9m (1)	9.8m (2)	2:02.70	27.75s	27.42s
1	SNAP SHOT	2	1.7m	4.6m (0)	4.3m (0)	2:02.83	27.88s	27.93s
7	TIZZY LIZZIE	3	1.8m	3.6m (1)	2.6m (1)	2:02.83	27.83s	28.05s
3	MIKI LOCH	4	4.9m	16.6m (1)	14.1m (1)	2:03.06	27.73s	27.48s
2	BUBBY TO BASE	5	5.2m	7.9m (1)	5.8m (2)	2:03.08	27.75s	28.08s
6	THANKS BE TO GOD	6	8.0m	0.0m (0)	0.0m (0)	2:03.29	27.90s	28.69s
8	BETTORS HOPE	7	10.0m	15.0m (0)	13.8m (0)	2:03.44	27.82s	27.88s
9	SIX AGAIN	8	11.4m	9.5m (0)	9.5m (0)	2:03.54	27.90s	28.28s
5	KIA ORA BEAUTY	9	23.3m	19.0m (0)	18.7m (0)	2:04.42	27.88s	28.52s

Finish Position and metres gained

First Arrow shows distance gain/loss from 2nd Qtr to 3rd Qtr, Second Arrow shows distance gain/loss from 3rd Qtr to Finish. Blue arrow indicates best gain in these quarters.



800

Visual positions in race at 2nd Quarter



400

Visual positions in race at 3rd Quarter



Powered by



Harness Analyser

Sectional Analysis Software

Not just form | Free Trial

www.facebook.com/PJHarnessRacing



RISE Digital, Harness Racing Australia nor the provider accepts any responsibility for the completeness or accuracy of any of the information contained herein, and makes no representations about its suitability for any particular purpose. Users should make their own judgements about those matters and/or seek independent advice. You assume all risks associated with use of data provided on this page

Wagga Riverina Race 8 Distance 1740m

Friday, 8 May 2026


Gross Time: 2:02.70 MileRate: 1:53.50 LeadTime: 8.70s First Qtr: 28.20s Second Qtr: 30.10s Third Qtr: 28.50s Fourth Qtr: 27.20s

DATA TABLE: 800 / 400 Posi's are position from leader and (how wide the horse was at that position)

No	Horse	Plc	Mar	800 Posi	400 Posi	Time	3rd Qtr	4th Qt
10	JACKS ULTIMATE FURY	1	0.0m	10.8m (1)	9.0m (2)	2:02.70	28.35s	26.58s
9	JIMMY JAMES MAGUIRE	2	3.0m	13.6m (0)	14.2m (0)	2:02.91	28.52s	26.43s
2	VIN NUMBER	3	7.5m	6.6m (1)	4.9m (1)	2:03.24	28.37s	27.40s
5	BAXTER RED	4	8.9m	0.0m (0)	0.0m (0)	2:03.34	28.50s	27.84s
7	SPORTY DANCER	5	9.3m	17.9m (0)	17.6m (1)	2:03.37	28.45s	26.65s
11	DIAMOND ECLIPSE	6	10.6m	2.1m (1)	1.2m (1)	2:03.46	28.43s	27.88s
6	GUILTY PARTY	7	11.3m	15.1m (1)	13.0m (1)	2:03.51	28.33s	27.11s
4	SEASIDE DELIGHT	8	14.2m	4.5m (0)	5.2m (0)	2:03.72	28.54s	27.86s
1	GRAYSON RED	9	15.2m	9.3m (0)	10.1m (0)	2:03.79	28.54s	27.59s
8	KIMCANDO	10	22.9m	7.0m (2)	15.3m (2)	2:04.34	29.06s	27.78s

Finish Position and metres gained

First Arrow shows distance gain/loss from 2nd Qtr to 3rd Qtr, Second Arrow shows distance gain/loss from 3rd Qtr to Finish
Blue arrow indicates best gain in these quarters.



800

Visual positions in race at 2nd Quarter



400

Visual positions in race at 3rd Quarter

