

Menangle Race 1 Distance 1609m

Saturday, 9 May 2026


Gross Time: 1:52.10 MileRate: 1:52.10 LeadTime: 0.00s First Qtr: 26.60s Second Qtr: 29.10s Third Qtr: 28.00s Fourth Qtr: 28.40s

DATA TABLE: 800 / 400 Posi's are position from leader and (how wide the horse was at that position)

NoHorse	Plc	Mar	800 Posi	400 Posi	Time	3rd Qtr	4th Qt
1 WATERMAIN LADY	1	0.0m	0.0m (0)	0.0m (0)	1:52.10	28.00s	28.40s
5 SWEET ROCKY	2	2.2m	4.6m (0)	4.0m (0)	1:52.26	27.96s	28.28s
11 PIRANI PRINCESS	3	6.4m	19.7m (1)	19.8m (2)	1:52.58	28.02s	27.49s
4 OUR ROCKY	4	7.3m	11.3m (1)	11.8m (2)	1:52.64	28.04s	28.12s
9 SPUNKYS GOTSECRETS	5	8.3m	3.3m (1)	3.1m (1)	1:52.72	27.99s	28.81s
8 AVENGER	6	9.0m	14.4m (0)	15.6m (1)	1:52.77	28.09s	27.98s
7 KADAR	7	9.6m	15.6m (1)	15.8m (2)	1:52.82	28.02s	28.01s
6 FOX TROT	8	10.7m	7.3m (1)	7.1m (1)	1:52.90	27.99s	28.70s
12 MEMPHIS FURY	9	11.3m	23.4m (1)	20.2m (1)	1:52.94	27.79s	27.83s
2 SMOKIN POCKET	10	19.9m	10.1m (0)	10.9m (0)	1:53.58	28.06s	29.12s

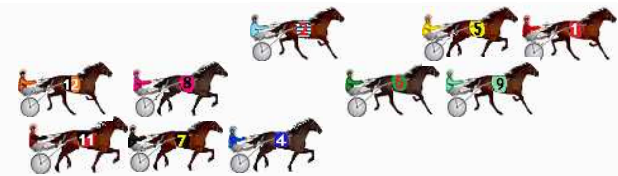
Finish Position and metres gained

First Arrow shows distance gain/loss from 2nd Qtr to 3rd Qtr, Second Arrow shows distance gain/loss from 3rd Qtr to Finish
Blue arrow indicates best gain in these quarters.



800

Visual positions in race at 2nd Quarter



400

Visual positions in race at 3rd Quarter



Menangle Race 2 Distance 1609m

Saturday, 9 May 2026

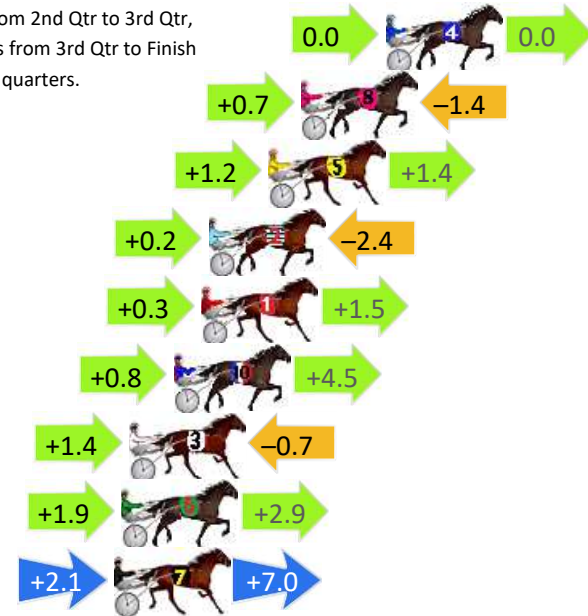
Gross Time: 1:50.90 MileRate: 1:50.90 LeadTime: 0.00s First Qtr: 26.70s Second Qtr: 29.60s Third Qtr: 28.00s Fourth Qtr: 26.60s

DATA TABLE: 800 / 400 Posi's are position from leader and (how wide the horse was at that position)

NoHorse	Plc	Mar	800 Posi	400 Posi	Time	3rd Qtr	4th Qt
4 JORGE STREET	1	0.0m	0.0m (0)	0.0m (0)	1:50.90	28.00s	26.60s
8 LOUIE LOU I	2	3.4m	2.7m (1)	2.0m (1)	1:51.14	27.95s	26.70s
5 KANENA PROVLIMA	3	4.7m	7.3m (1)	6.1m (1)	1:51.23	27.91s	26.52s
2 MICHAYWEY	4	7.1m	4.9m (0)	4.7m (0)	1:51.40	27.98s	26.78s
1 DOUBLE FEAR	5	7.4m	9.2m (0)	8.9m (0)	1:51.42	27.96s	26.52s
10 CLASSIC MISSION	6	8.5m	13.8m (0)	13.0m (0)	1:51.50	27.92s	26.32s
3 RAGING WHITEBAIT	7	10.3m	11.0m (1)	9.6m (1)	1:51.62	27.89s	26.67s
6 HUGO MAGUIRE	8	10.6m	15.4m (1)	13.5m (1)	1:51.64	27.85s	26.43s
7 RAVISHING SLOY	9	10.9m	20.0m (1)	17.9m (1)	1:51.66	27.83s	26.15s

Finish Position and metres gained

First Arrow shows distance gain/loss from 2nd Qtr to 3rd Qtr, Second Arrow shows distance gain/loss from 3rd Qtr to Finish
Blue arrow indicates best gain in these quarters.



800

Visual positions in race at 2nd Quarter



400

Visual positions in race at 3rd Quarter



Menangle Race 3 Distance 1609m

Saturday, 9 May 2026


Gross Time: 1:51.30 MileRate: 1:51.30 LeadTime: 0.00s First Qtr: 26.10s Second Qtr: 29.50s Third Qtr: 28.30s Fourth Qtr: 27.40s

DATA TABLE: 800 / 400 Posi's are position from leader and (how wide the horse was at that position)

No	Horse	Plc	Mar	800 Posi	400 Posi	Time	3rd Qtr	4th Qt
1	PETES CRUNCH TIME	1	0.0m	12.2m (0)	11.6m (0)	1:51.30	28.24s	26.60s
4	LAYDEN	2	0.8m	7.8m (1)	6.6m (1)	1:51.36	28.21s	27.00s
10	COLOSSAL HOPE	3	1.7m	0.0m (0)	0.0m (0)	1:51.42	28.30s	27.52s
5	MR TEDDY	4	2.9m	3.5m (1)	2.5m (1)	1:51.51	28.23s	27.44s
9	REWATCH	5	6.8m	4.3m (0)	4.1m (0)	1:51.79	28.28s	27.61s
3	CARLO GAMBINO	6	6.9m	16.2m (0)	15.3m (0)	1:51.80	28.22s	26.84s
11	RIVERA LOU	7	8.0m	20.8m (0)	19.4m (0)	1:51.88	28.18s	26.64s
7	MIKI COHEN	8	9.4m	16.6m (1)	14.9m (2)	1:51.98	28.16s	27.05s
6	MESSERATI	9	10.9m	12.1m (1)	10.3m (1)	1:52.09	28.17s	27.47s
2	BALTUSROL	10	55.4m	8.3m (0)	7.8m (0)	1:55.30	28.26s	30.86s

Finish Position and metres gained

First Arrow shows distance gain/loss from 2nd Qtr to 3rd Qtr, Second Arrow shows distance gain/loss from 3rd Qtr to Finish Blue arrow indicates best gain in these quarters.



800

Visual positions in race at 2nd Quarter



400

Visual positions in race at 3rd Quarter



Menangle Race 4 Distance 2300m

Saturday, 9 May 2026


Gross Time: 2:42.60 MileRate: 1:53.80 LeadTime: 48.50s First Qtr: 30.30s Second Qtr: 29.40s Third Qtr: 27.60s Fourth Qtr: 26.80s

DATA TABLE: 800 / 400 Posi's are position from leader and (how wide the horse was at that position)

No	Horse	Plc	Mar	800 Posi	400 Posi	Time	3rd Qtr	4th Qt
10	FRANCO NOVELIST	1	0.0m	0.0m (0)	0.0m (0)	2:42.60	27.60s	26.80s
9	GOLDEN TRIBE	2	1.5m	4.4m (0)	4.7m (0)	2:42.71	27.62s	26.59s
5	HEIDSIECK	3	7.7m	17.5m (0)	17.8m (0)	2:43.14	27.60s	26.14s
7	WITHDISTINCTION	4	11.2m	8.8m (0)	9.2m (0)	2:43.39	27.62s	26.97s
4	SWEET STRIKE	5	12.4m	12.8m (0)	13.6m (0)	2:43.48	27.64s	26.76s
11	CALEXICO	6	17.5m	3.6m (1)	4.9m (1)	2:43.84	27.69s	27.70s
8	ARNIES ARMY	7	18.3m	13.0m (1)	15.2m (2)	2:43.89	27.74s	27.06s
6	TIGER PRINCE	8	18.8m	8.6m (1)	10.0m (1)	2:43.93	27.69s	27.45s
3	BLACKJACK BART	9	23.2m	17.3m (1)	20.3m (1)	2:44.24	27.79s	27.06s
1	PELIGROSO	10	35.3m	22.2m (0)	22.2m (0)	2:45.09	27.58s	27.79s

Finish Position and metres gained

First Arrow shows distance gain/loss from 2nd Qtr to 3rd Qtr, Second Arrow shows distance gain/loss from 3rd Qtr to Finish
Blue arrow indicates best gain in these quarters.



800

Visual positions in race at 2nd Quarter



400

Visual positions in race at 3rd Quarter



Menangle Race 5 Distance 2300m

Saturday, 9 May 2026


Gross Time: 2:43.10 MileRate: 1:54.10 LeadTime: 48.90s First Qtr: 30.10s Second Qtr: 29.20s Third Qtr: 27.10s Fourth Qtr: 27.80s

DATA TABLE: 800 / 400 Posi's are position from leader and (how wide the horse was at that position)

No	Horse	Plc	Mar	800 Posi	400 Posi	Time	3rd Qtr	4th Qt
5	CAPTAIN BELLASARIO	1	0.0m	14.4m (1)	14.8m (2)	2:43.10	27.14s	26.79s
10	JILLIBY NITRO	2	1.5m	0.7m (1)	1.7m (1)	2:43.21	27.17s	27.80s
1	GLITTER AINT GOLD	3	1.8m	5.5m (1)	5.5m (1)	2:43.23	27.11s	27.56s
6	SWEET ON LEXY	4	2.6m	18.5m (1)	18.5m (3)	2:43.29	27.11s	26.73s
7	JAY OK	5	2.7m	12.2m (0)	14.0m (1)	2:43.30	27.23s	27.04s
3	LOYALIST	6	3.5m	8.3m (0)	8.8m (0)	2:43.36	27.14s	27.46s
4	ISTHISJUSTFANTASY	7	3.8m	10.5m (1)	9.3m (1)	2:43.38	27.03s	27.44s
9	NERANO	8	4.4m	0.0m (0)	0.0m (0)	2:43.42	27.10s	28.12s
8	TRIPLE EIGHT	9	9.5m	16.9m (0)	18.9m (2)	2:43.79	27.25s	27.21s
2	SOUTH SEAS ROCK	10	30.6m	3.9m (0)	5.0m (0)	2:45.34	27.18s	29.70s

Finish Position and metres gained

First Arrow shows distance gain/loss from 2nd Qtr to 3rd Qtr, Second Arrow shows distance gain/loss from 3rd Qtr to Finish. Blue arrow indicates best gain in these quarters.



800

Visual positions in race at 2nd Quarter



400

Visual positions in race at 3rd Quarter



Menangle Race 6 Distance 2300m

Saturday, 9 May 2026

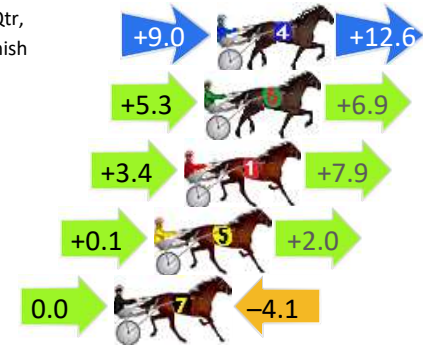
Gross Time: 2:48.10 MileRate: 1:57.60 LeadTime: 50.40s First Qtr: 30.70s Second Qtr: 29.20s Third Qtr: 28.10s Fourth Qtr: 29.70s

DATA TABLE: 800 / 400 Posi's are position from leader and (how wide the horse was at that position)

No	Horse	Plc	Mar	800 Posi	400 Posi	Time	3rd Qtr	4th Qt
4	PASTOR DUNBAR	1	0.0m	21.6m (1)	12.6m (2)	2:48.10	27.50s	28.79s
6	MUNNY THE MUNSTER	2	0.5m	12.7m (1)	7.4m (2)	2:48.14	27.74s	29.21s
1	WHAT THE TOOTH	3	1.3m	12.6m (0)	9.2m (0)	2:48.20	27.88s	29.14s
5	NOTANOTHA NAUGHTY	4	2.5m	4.6m (0)	4.5m (0)	2:48.29	28.10s	29.57s
7	SUPERIOR STRIDE	5	4.1m	0.0m (0)	0.0m (0)	2:48.42	28.10s	30.02s
2	KEAYANG BAZLENKA	6	46.6m	8.1m (1)	3.3m (1)	2:51.73	27.77s	33.09s
8	ELLE PERFECTO	7	46.9m	17.5m (0)	15.2m (1)	2:51.75	27.97s	32.26s
3	HOWDY MATE	8	55.8m	17.3m (1)	31.7m (0)	2:52.44	29.17s	31.76s


Finish Position and metres gained

First Arrow shows distance gain/loss from 2nd Qtr to 3rd Qtr, Second Arrow shows distance gain/loss from 3rd Qtr to Finish
Blue arrow indicates best gain in these quarters.



800

Visual positions in race at 2nd Quarter



400

Visual positions in race at 3rd Quarter



Menangle Race 7 Distance 2300m

Saturday, 9 May 2026




Gross Time: 2:50.90 MileRate: 1:59.60 LeadTime: 52.40s First Qtr: 31.70s Second Qtr: 29.10s Third Qtr: 29.00s Fourth Qtr: 28.70s

DATA TABLE: 800 / 400 Posi's are position from leader and (how wide the horse was at that position)

No	Horse	Plc	Mar	800 Posi	400 Posi	Time	3rd Qtr	4th Qt
2	I AM HELLBOUND	1	0.0m	0.0m (0)	0.0m (0)	2:50.90	29.00s	28.70s
9	COURAGE STRIDE	2	0.2m	10.0m (0)	15.8m (1)	2:50.92	29.41s	27.58s
12	IMPERIAL MONARCH	3	1.3m	13.7m (1)	11.4m (1)	2:51.00	28.83s	27.98s
7	KYVALLEY MAVEN	4	4.9m	4.6m (1)	2.7m (1)	2:51.27	28.87s	28.88s
1	SAN JUAN MOUNTAIN	5	6.0m	13.9m (0)	15.5m (2)	2:51.35	29.11s	28.04s
11	SPEEDY LOVER	6	7.3m	8.7m (1)	6.9m (1)	2:51.45	28.87s	28.76s
6	ALMIGHTY FEAR	7	20.1m	27.0m (1)	21.6m (2)	2:52.41	28.60s	28.67s
10	RAKERO BLAZE	8	23.3m	17.6m (1)	17.9m (3)	2:52.66	29.01s	29.17s
4	AFFAIRE DE COVER	9	26.0m	18.3m (0)	22.5m (1)	2:52.86	29.29s	29.05s
13	TORO STRIDE	10	61.6m	22.0m (1)	27.5m (1)	2:55.54	29.39s	31.37s
8	GATESYS GEM	11	100.2m	5.6m (0)	17.3m (0)	2:58.45	29.84s	35.01s
5	SUNNY GEE	12	264.0m	146.5m (0)	175.7m (0)	3:10.79	31.04s	35.99s

Finish Position and metres gained

First Arrow shows distance gain/loss from 2nd Qtr to 3rd Qtr, Second Arrow shows distance gain/loss from 3rd Qtr to Finish. Blue arrow indicates best gain in these quarters.



Menangle Race 8 Distance 1609m

Saturday, 9 May 2026


Gross Time: 1:51.90 MileRate: 1:51.90 LeadTime: 0.00s First Qtr: 27.00s Second Qtr: 29.90s Third Qtr: 27.00s Fourth Qtr: 28.00s

DATA TABLE: 800 / 400 Posi's are position from leader and (how wide the horse was at that position)

No	Horse	Plc	Mar	800 Posi	400 Posi	Time	3rd Qtr	4th Qt
6	PAPI ROCKS	1	0.0m	13.5m (1)	12.7m (2)	1:51.90	26.96s	27.13s
2	LOCHINVAR MARCELLO	2	2.2m	9.2m (0)	7.6m (0)	1:52.06	26.90s	27.64s
11	BETTORLEFTALONE	3	3.2m	2.8m (1)	3.1m (1)	1:52.14	27.03s	28.02s
5	JILLIBY DOOLEY	4	3.7m	0.0m (0)	0.0m (0)	1:52.17	27.00s	28.27s
8	ELEGANT STRIDE	5	6.0m	17.7m (1)	16.8m (2)	1:52.34	26.96s	27.29s
9	ROCK WITH THE BEST	6	7.0m	21.2m (0)	17.2m (1)	1:52.42	26.75s	27.34s
3	UPTOWN CHANCE	7	7.9m	4.8m (0)	3.8m (0)	1:52.48	26.94s	28.32s
4	KEAYANG PASSION	8	8.1m	7.9m (1)	7.5m (1)	1:52.50	26.99s	28.08s
10	KIKI MEISTER	9	12.0m	22.2m (1)	20.9m (2)	1:52.78	26.94s	27.46s
1	LINE OF COURAGE	10	20.0m	14.6m (0)	13.5m (0)	1:53.37	26.94s	28.55s


Finish Position and metres gained

First Arrow shows distance gain/loss from 2nd Qtr to 3rd Qtr, Second Arrow shows distance gain/loss from 3rd Qtr to Finish Blue arrow indicates best gain in these quarters.



800

Visual positions in race at 2nd Quarter



400

Visual positions in race at 3rd Quarter



Menangle Race 9 Distance 1609m

Saturday, 9 May 2026


Gross Time: 1:50.90 MileRate: 1:50.90 LeadTime: 0.00s First Qtr: 26.60s Second Qtr: 28.30s Third Qtr: 28.20s Fourth Qtr: 27.80s

DATA TABLE: 800 / 400 Posi's are position from leader and (how wide the horse was at that position)

No	Horse	Plc	Mar	800 Posi	400 Posi	Time	3rd Qtr	4th Qt
11	NAMAKA	1	0.0m	12.1m (1)	8.1m (3)	1:50.90	27.91s	27.24s
4	JILLIBY ILLUMINATE	2	2.0m	12.0m (0)	12.1m (0)	1:51.05	28.20s	27.11s
8	MISSAUDACIOUS	3	3.2m	7.8m (1)	3.0m (2)	1:51.13	27.86s	27.83s
7	SKY BLU	4	3.4m	3.7m (0)	4.2m (1)	1:51.15	28.23s	27.75s
9	GIPSY PRINCESS	5	4.4m	17.0m (1)	11.8m (3)	1:51.22	27.83s	27.30s
6	FARFALLA STRIDE	6	4.8m	8.0m (0)	8.1m (0)	1:51.25	28.20s	27.59s
10	CAN BE A RUEBE	7	5.1m	0.0m (0)	0.0m (0)	1:51.27	28.20s	28.17s
2	UPSTREAM	8	19.6m	16.3m (0)	15.7m (1)	1:52.33	28.15s	28.14s
1	CHARLIES ACE	9	23.4m	20.6m (0)	20.1m (0)	1:52.61	28.16s	28.11s
5	LUVARESCHS	10	26.7m	3.5m (1)	7.9m (2)	1:52.85	28.50s	29.20s

Finish Position and metres gained

First Arrow shows distance gain/loss from 2nd Qtr to 3rd Qtr, Second Arrow shows distance gain/loss from 3rd Qtr to Finish
Blue arrow indicates best gain in these quarters.



800

Visual positions in race at 2nd Quarter



400

Visual positions in race at 3rd Quarter

