

# Newcastle Race 1 Distance 1609m

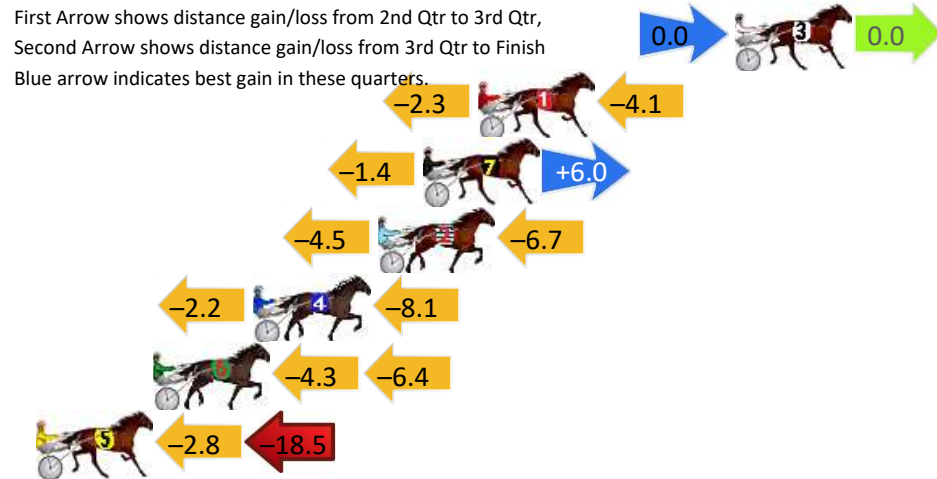
Monday, 11 May 2026

Gross Time: 1:58.80 MileRate: 1:58.80 LeadTime: 0.00s First Qtr: 29.80s Second Qtr: 31.70s Third Qtr: 28.70s Fourth Qtr: 28.60s

DATA TABLE: 800 / 400 Posi's are position from leader and (how wide the horse was at that position)

No	Horse	Plc	Mar	800 Posi	400 Posi	Time	3rd Qtr	4th Qt
3	CANDY GIRL MARLEY	1	0.0m	0.0m (0)	0.0m (0)	1:58.80	28.70s	28.60s
1	RIVER WASH	2	10.3m	3.9m (0)	6.2m (0)	1:59.57	28.86s	28.93s
7	MCWEAPON	3	12.5m	17.1m (1)	18.5m (0)	1:59.74	28.80s	28.22s
2	SWINGING QUEEN	4	14.3m	3.1m (1)	7.6m (1)	1:59.87	29.02s	29.13s
4	HILDEBRAND	5	19.3m	9.0m (0)	11.2m (0)	2:00.25	28.86s	29.25s
6	SOPHIES WISH	6	23.3m	12.6m (1)	16.9m (1)	2:00.55	29.00s	29.15s
5	SOCIAL VELOCITY	7	29.7m	8.4m (1)	11.2m (1)	2:01.03	28.90s	30.03s

## Finish Position and metres gained



800

Visual positions in race at 2nd Quarter



400

Visual positions in race at 3rd Quarter



# Newcastle Race 2 Distance 1609m

Monday, 11 May 2026


Gross Time: 1:59.00 MileRate: 1:59.00 LeadTime: 0.00s First Qtr: 28.50s Second Qtr: 31.10s Third Qtr: 30.00s Fourth Qtr: 29.40s

DATA TABLE: 800 / 400 Posi's are position from leader and (how wide the horse was at that position)

No	Horse	Plc	Mar	800 Posi	400 Posi	Time	3rd Qtr	4th Qt
5	BETTOR BE LUCKY	1	0.0m	0.0m (0)	0.0m (0)	1:59.00	30.00s	29.40s
3	GET US A TINNY	2	6.8m	4.8m (0)	4.3m (0)	1:59.52	29.96s	29.60s
6	HASLER	3	11.1m	11.0m (1)	3.8m (1)	1:59.86	29.46s	29.98s
1	DREAM TO DANCE	4	13.9m	9.4m (0)	8.1m (1)	2:00.07	29.90s	29.87s
10	BREXITT	5	18.5m	23.3m (1)	9.8m (3)	2:00.43	28.98s	30.11s
9	ROGERVALERIO LOMBO	6	18.9m	13.4m (0)	12.2m (0)	2:00.46	29.90s	29.96s
7	OUR ART CHRISTIAN	7	20.3m	17.7m (0)	16.5m (0)	2:00.56	29.90s	29.74s
8	AGIFTFROMTHEANGELS	8	27.3m	6.7m (1)	15.2m (1)	2:01.10	30.62s	30.38s
4	CAROLSDIAMOND	9	37.6m	15.3m (1)	10.3m (2)	2:01.90	29.62s	31.54s
2	NOWORRIES	10	40.3m	19.0m (1)	16.3m (2)	2:02.11	29.78s	31.31s


## Finish Position and metres gained

First Arrow shows distance gain/loss from 2nd Qtr to 3rd Qtr, Second Arrow shows distance gain/loss from 3rd Qtr to Finish  
Blue arrow indicates best gain in these quarters.



800

Visual positions in race at 2nd Quarter



400

Visual positions in race at 3rd Quarter



# Newcastle Race 3 Distance 1609m

Monday, 11 May 2026

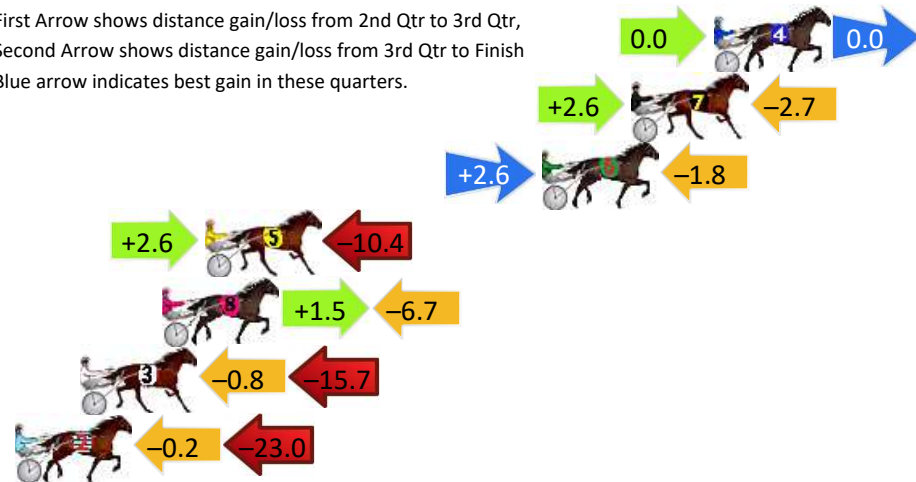
Gross Time: 1:55.70 MileRate: 1:55.70 LeadTime: 0.00s First Qtr: 27.90s Second Qtr: 31.20s Third Qtr: 28.10s Fourth Qtr: 28.50s

DATA TABLE: 800 / 400 Posi's are position from leader and (how wide the horse was at that position)

No	Horse	Plc	Mar	800 Posi	400 Posi	Time	3rd Qtr	4th Qt
4	SILENT FEARS	1	0.0m	0.0m (0)	0.0m (0)	1:55.70	28.10s	28.50s
7	EYE CAN EAR AMOUR	2	3.3m	3.2m (1)	0.6m (1)	1:55.95	27.92s	28.71s
6	CYCLONE JENNI	3	6.9m	7.7m (1)	5.1m (1)	1:56.22	27.92s	28.66s
5	DYNAMITE DANNI	4	20.4m	12.6m (1)	10.0m (1)	1:57.23	27.92s	29.33s
8	ROCKIN MISS REGINA	5	22.1m	16.9m (1)	15.4m (1)	1:57.35	28.00s	29.07s
3	PLEASANT HEIGHTS	6	25.4m	8.9m (0)	9.7m (0)	1:57.60	28.16s	29.72s
2	DAZZLING GEMS	7	28.1m	4.9m (0)	5.1m (0)	1:57.80	28.12s	30.24s

## Finish Position and metres gained

First Arrow shows distance gain/loss from 2nd Qtr to 3rd Qtr, Second Arrow shows distance gain/loss from 3rd Qtr to Finish  
Blue arrow indicates best gain in these quarters.



800

Visual positions in race at 2nd Quarter



400

Visual positions in race at 3rd Quarter

# Newcastle Race 4 Distance 1609m

Monday, 11 May 2026


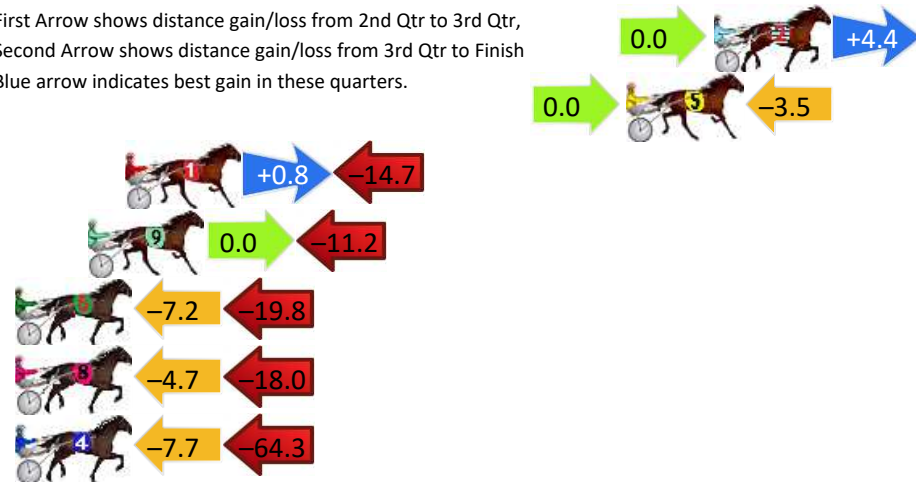
Gross Time: 1:56.70 MileRate: 1:56.70 LeadTime: 0.00s First Qtr: 27.90s Second Qtr: 30.70s Third Qtr: 29.00s Fourth Qtr: 29.10s

DATA TABLE: 800 / 400 Posi's are position from leader and (how wide the horse was at that position)


NoHorse	Plc	Mar	800 Posi	400 Posi	Time	3rd Qtr	4th Qt
2 GOLDNGLITZ	1	0.0m	4.4m (0)	4.4m (0)	1:56.70	29.00s	28.78s
5 WAT ON EARTH	2	3.5m	0.0m (0)	0.0m (0)	1:56.97	29.00s	29.37s
1 CAPTAIN WILL	3	23.6m	9.7m (0)	8.9m (0)	1:58.50	28.94s	30.26s
9 SHALAMAR MISS	4	25.1m	13.9m (0)	13.9m (0)	1:58.62	29.00s	30.02s
6 FOR THREE REASONS	5	31.2m	4.2m (1)	11.4m (1)	1:59.08	29.52s	30.66s
8 JANELLE MAY	6	31.9m	9.2m (1)	13.9m (2)	1:59.14	29.34s	30.54s
4 OAKDALE MARY	7	85.9m	13.9m (1)	21.6m (0)	2:03.26	29.56s	34.10s

## Finish Position and metres gained

First Arrow shows distance gain/loss from 2nd Qtr to 3rd Qtr, Second Arrow shows distance gain/loss from 3rd Qtr to Finish Blue arrow indicates best gain in these quarters.



Visual positions in race at 2nd Quarter



Visual positions in race at 3rd Quarter



# Newcastle Race 5 Distance 1609m

Monday, 11 May 2026


Gross Time: 1:57.20 MileRate: 1:57.20 LeadTime: 0.00s First Qtr: 28.00s Second Qtr: 30.30s Third Qtr: 29.10s Fourth Qtr: 29.80s

DATA TABLE: 800 / 400 Posi's are position from leader and (how wide the horse was at that position)

No	Horse	Plc	Mar	800 Posi	400 Posi	Time	3rd Qtr	4th Qt
10	WILL I AM	1	0.0m	10.5m (2)	0.0m (0)	1:57.20	28.34s	29.80s
5	YELLA	2	7.4m	14.4m (1)	15.6m (1)	1:57.78	29.20s	29.24s
9	DANIEL BOOM	3	8.3m	9.7m (0)	14.8m (0)	1:57.85	29.48s	29.37s
1	DRIVING MISS MOLLY	4	16.7m	5.0m (0)	11.2m (0)	1:58.50	29.56s	30.28s
2	HALLOWEEN	5	16.9m	0.0m (0)	6.6m (0)	1:58.52	29.58s	30.64s
4	EYES BEEN PATIENT	6	18.7m	3.3m (1)	6.6m (1)	1:58.66	29.34s	30.78s
7	CLASSICMAJOR	7	19.3m	19.4m (1)	9.8m (2)	1:58.71	28.42s	30.59s
3	GALVARINO	8	23.8m	6.9m (1)	11.5m (1)	1:59.06	29.44s	30.82s
8	BO DUKE	9	26.9m	3.9m (2)	17.2m (2)	1:59.30	30.08s	30.64s

## Finish Position and metres gained

First Arrow shows distance gain/loss from 2nd Qtr to 3rd Qtr, Second Arrow shows distance gain/loss from 3rd Qtr to Finish  
Blue arrow indicates best gain in these quarters.



800

Visual positions in race at 2nd Quarter



400

Visual positions in race at 3rd Quarter



Powered by



Harness Analyser

Sectional Analysis Software

Not just form | Free Trial

www.facebook.com/PJHarnessRacing



RISE Digital, Harness Racing Australia nor the provider accepts any responsibility for the completeness or accuracy of any of the information contained herein, and makes no representations about its suitability for any particular purpose. Users should make their own judgements about those matters and/or seek independent advice. You assume all risks associated with use of data provided on this page

# Newcastle Race 6 Distance 1609m

Monday, 11 May 2026


Gross Time: 1:56.20 MileRate: 1:56.20 LeadTime: 0.00s First Qtr: 28.40s Second Qtr: 30.30s Third Qtr: 28.30s Fourth Qtr: 29.20s

DATA TABLE: 800 / 400 Posi's are position from leader and (how wide the horse was at that position)

No	Horse	Plc	Mar	800 Posi	400 Posi	Time	3rd Qtr	4th Qt
5	FINAL PROMISE	1	0.0m	11.7m (1)	11.5m (2)	1:56.20	28.30s	28.38s
2	HAV FUN WITH THAT	2	3.5m	0.0m (0)	0.0m (0)	1:56.47	28.30s	29.47s
4	KRUSTY KRUNCH	3	6.7m	2.6m (1)	0.6m (1)	1:56.71	28.16s	29.67s
1	LUVABEERWITHJOHNNY	4	6.7m	4.6m (0)	3.9m (0)	1:56.71	28.26s	29.43s
8	TENNESSEE KID	5	9.5m	18.5m (0)	19.0m (1)	1:56.93	28.36s	28.57s
6	THE OCEAN SPIRIT	6	15.1m	13.7m (0)	15.1m (1)	1:57.36	28.42s	29.28s
3	AIDEN JAMES	7	21.6m	7.1m (1)	7.3m (1)	1:57.85	28.32s	30.33s
10	RONNYS WATCHING	8	22.0m	9.1m (0)	11.8m (0)	1:57.89	28.50s	30.05s
7	DESIGNA LABEL	9	45.0m	21.3m (1)	16.2m (2)	1:59.65	27.96s	31.49s
9	BARDEN RIDGE	10	47.0m	16.2m (1)	24.9m (1)	1:59.80	28.94s	31.02s

## Finish Position and metres gained

First Arrow shows distance gain/loss from 2nd Qtr to 3rd Qtr, Second Arrow shows distance gain/loss from 3rd Qtr to Finish  
Blue arrow indicates best gain in these quarters.



800

Visual positions in race at 2nd Quarter



400

Visual positions in race at 3rd Quarter



# Newcastle Race 7 Distance 1609m

Monday, 11 May 2026

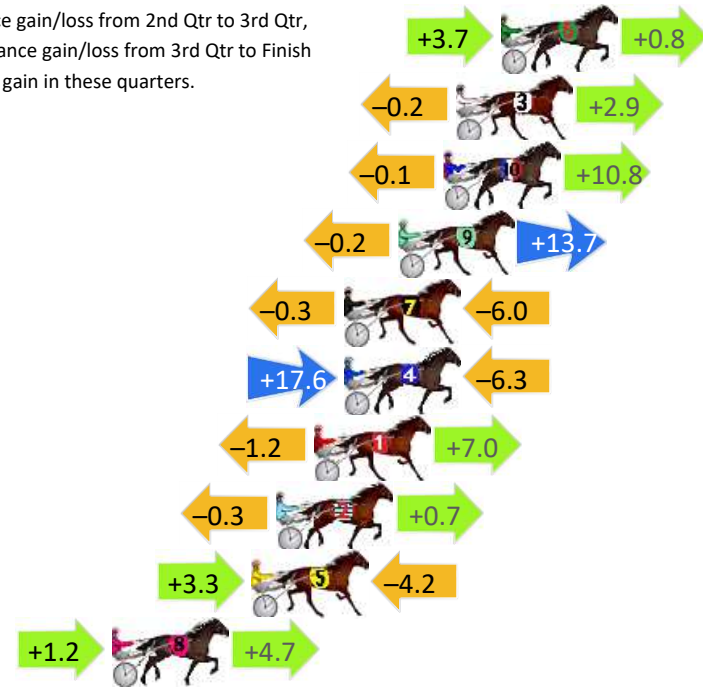
Gross Time: 1:56.20 MileRate: 1:56.20 LeadTime: 0.00s First Qtr: 27.30s Second Qtr: 31.00s Third Qtr: 28.40s Fourth Qtr: 29.50s

DATA TABLE: 800 / 400 Posi's are position from leader and (how wide the horse was at that position)

No	Horse	Plc	Mar	800 Posi	400 Posi	Time	3rd Qtr	4th Qt
6	GLENN FORD	1	0.0m	4.5m (1)	0.8m (1)	1:56.20	28.14s	29.44s
3	GO TESS GO	2	1.8m	4.5m (0)	4.7m (0)	1:56.34	28.42s	29.30s
10	KELLOSHIEL	3	2.3m	13.0m (1)	13.1m (1)	1:56.38	28.42s	28.74s
9	BRING YOUR BEST	4	4.1m	17.6m (0)	17.8m (1)	1:56.52	28.44s	28.54s
7	DANCING WITH MY EX	5	6.3m	0.0m (0)	0.3m (0)	1:56.69	28.42s	29.97s
4	DOUBLE LINES	6	6.3m	17.6m (1)	0.0m (2)	1:56.69	27.16s	29.99s
1	UNIT FORTY ONE	7	7.5m	13.3m (0)	14.5m (0)	1:56.78	28.50s	29.04s
2	REIGN MAKER	8	9.0m	9.4m (0)	9.7m (0)	1:56.90	28.44s	29.50s
5	GUNFIGHTERSGHOST	9	10.0m	9.1m (1)	5.8m (1)	1:56.97	28.18s	29.85s
8	SMOLENSKI	10	15.6m	21.5m (1)	20.3m (2)	1:57.41	28.34s	29.25s

## Finish Position and metres gained

First Arrow shows distance gain/loss from 2nd Qtr to 3rd Qtr, Second Arrow shows distance gain/loss from 3rd Qtr to Finish  
Blue arrow indicates best gain in these quarters.



800

Visual positions in race at 2nd Quarter



400

Visual positions in race at 3rd Quarter



# Newcastle Race 8 Distance 1609m

Monday, 11 May 2026

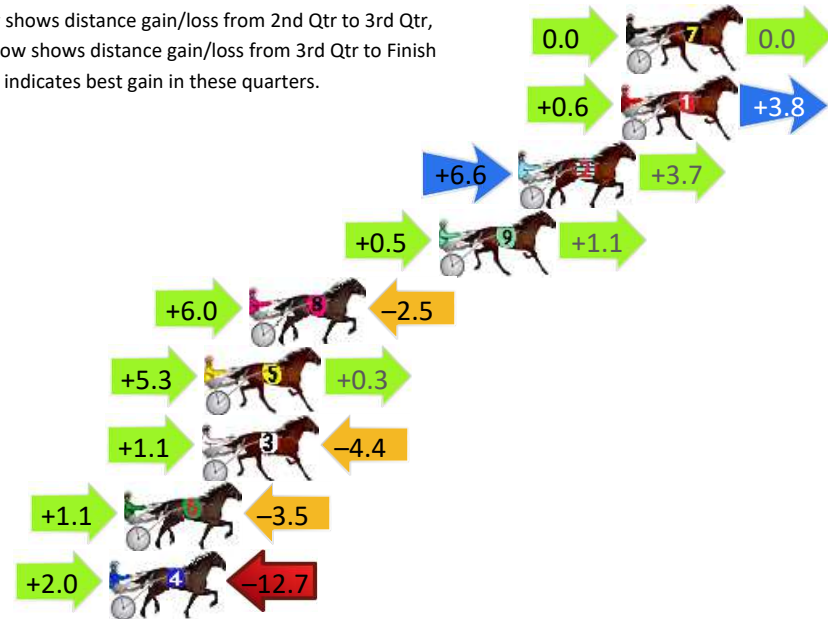
Gross Time: 1:55.70 MileRate: 1:55.70 LeadTime: 0.00s First Qtr: 28.50s Second Qtr: 30.90s Third Qtr: 28.20s Fourth Qtr: 28.10s

DATA TABLE: 800 / 400 Posi's are position from leader and (how wide the horse was at that position)

No	Horse	Plc	Mar	800 Posi	400 Posi	Time	3rd Qtr	4th Qt
7	WHITBYS DELIGHT	1	0.0m	0.0m (0)	0.0m (0)	1:55.70	28.20s	28.10s
1	SWEET ANNE LOUISE	2	0.2m	4.6m (0)	4.0m (0)	1:55.71	28.16s	27.83s
2	ALWAYSBGOOD	3	4.3m	14.6m (1)	8.0m (2)	1:56.02	27.74s	27.86s
9	MICKEY BE NIMBLE	4	7.5m	9.1m (0)	8.6m (0)	1:56.25	28.16s	28.05s
8	OZZIE PEARL	5	15.1m	18.6m (1)	12.6m (2)	1:56.82	27.78s	28.34s
5	RUMOUR STRIDE	6	16.9m	22.5m (1)	17.2m (1)	1:56.95	27.82s	28.15s
3	MIDNIGHT HAZE	7	17.0m	13.7m (0)	12.6m (0)	1:56.96	28.12s	28.48s
6	ESPERANZA	8	20.1m	17.7m (0)	16.6m (0)	1:57.18	28.12s	28.42s
4	SASSY MIA	9	20.7m	10.0m (1)	8.0m (1)	1:57.23	28.06s	29.07s

## Finish Position and metres gained

First Arrow shows distance gain/loss from 2nd Qtr to 3rd Qtr, Second Arrow shows distance gain/loss from 3rd Qtr to Finish Blue arrow indicates best gain in these quarters.



800

Visual positions in race at 2nd Quarter



400

Visual positions in race at 3rd Quarter



# Newcastle Race 9 Distance 1609m

Monday, 11 May 2026


Gross Time: 1:55.80 MileRate: 1:55.80 LeadTime: 0.00s First Qtr: 27.50s Second Qtr: 30.40s Third Qtr: 28.60s Fourth Qtr: 29.30s

DATA TABLE: 800 / 400 Posi's are position from leader and (how wide the horse was at that position)

No	Horse	Plc	Mar	800 Posi	400 Posi	Time	3rd Qtr	4th Qt
3	TRIED AND TRUSTED	1	0.0m	12.7m (1)	11.1m (1)	1:55.80	28.50s	28.50s
2	RAINBOW TITAN	2	4.3m	0.0m (0)	0.0m (0)	1:56.13	28.60s	29.63s
1	SIR KNIGHT	3	4.7m	4.5m (0)	3.9m (0)	1:56.16	28.56s	29.38s
4	HONOLULU PRINCESS	4	5.8m	7.3m (1)	7.2m (1)	1:56.25	28.60s	29.23s
8	BODYLINE	5	6.6m	3.1m (1)	2.8m (1)	1:56.31	28.58s	29.61s
9	BIRDY GAL	6	8.3m	8.7m (0)	8.1m (0)	1:56.44	28.56s	29.36s
7	ALWAYS PROMISE ME	7	8.8m	16.6m (1)	15.0m (1)	1:56.48	28.50s	28.90s
10	PAYTONS ROCK	8	9.7m	12.9m (0)	11.7m (0)	1:56.55	28.52s	29.21s
6	TABRA	9	10.9m	17.5m (0)	16.1m (0)	1:56.64	28.52s	28.98s

## Finish Position and metres gained

First Arrow shows distance gain/loss from 2nd Qtr to 3rd Qtr, Second Arrow shows distance gain/loss from 3rd Qtr to Finish  
Blue arrow indicates best gain in these quarters.



800

Visual positions in race at 2nd Quarter



400

Visual positions in race at 3rd Quarter



# Newcastle Race 10 Distance 1609m

Monday, 11 May 2026

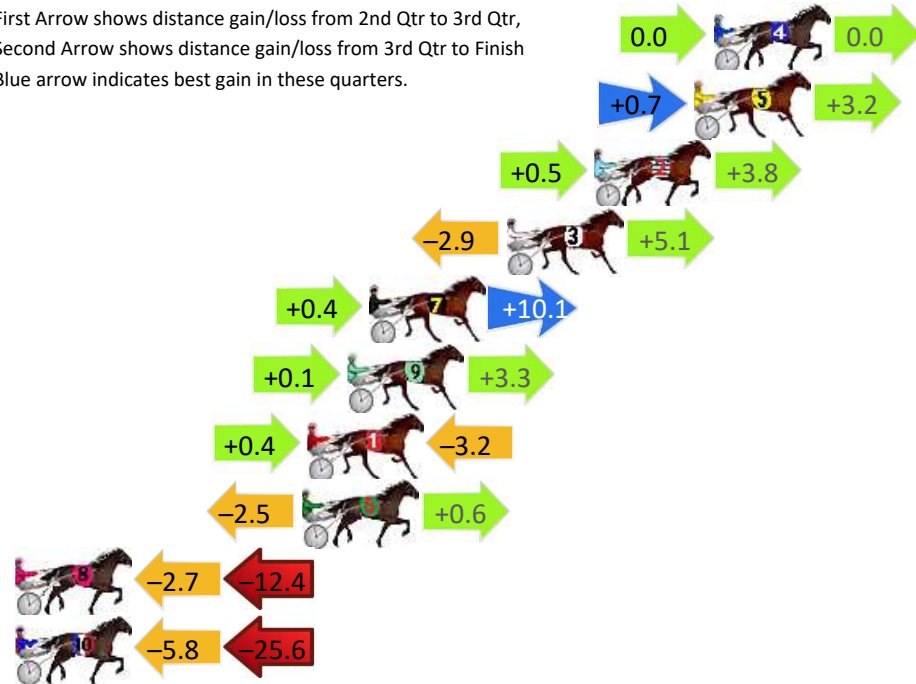
Gross Time: 1:54.00 MileRate: 1:54.00 LeadTime: 0.00s First Qtr: 28.10s Second Qtr: 29.40s Third Qtr: 27.50s Fourth Qtr: 29.00s

DATA TABLE: 800 / 400 Posi's are position from leader and (how wide the horse was at that position)

No	Horse	Plc	Mar	800 Posi	400 Posi	Time	3rd Qtr	4th Qt
4	LEXUS LOU	1	0.0m	0.0m (0)	0.0m (0)	1:54.00	27.50s	29.00s
5	TIME TO DANCE	2	0.8m	4.7m (0)	4.0m (0)	1:54.06	27.46s	28.78s
2	LILS NIGHTMARE	3	4.8m	9.1m (0)	8.6m (0)	1:54.37	27.48s	28.77s
3	DEECEE ROCKIN	4	8.3m	10.5m (1)	13.4m (2)	1:54.63	27.72s	28.69s
7	MAYWYNS MIGHTY MAC	5	13.8m	24.3m (0)	23.9m (1)	1:55.05	27.52s	28.37s
9	HOT CRUISE CONTROL	6	14.7m	18.1m (0)	18.0m (0)	1:55.12	27.52s	28.86s
1	NITRO DANNY	7	16.3m	13.5m (0)	13.1m (0)	1:55.24	27.50s	29.32s
6	HESHARLEY	8	16.5m	14.6m (1)	17.1m (2)	1:55.26	27.70s	29.06s
8	BETTING STAR	9	34.1m	19.0m (1)	21.7m (2)	1:56.59	27.72s	30.07s
10	ONETANGI GIRL	10	37.6m	6.2m (1)	12.0m (1)	1:56.86	27.92s	31.02s

## Finish Position and metres gained

First Arrow shows distance gain/loss from 2nd Qtr to 3rd Qtr, Second Arrow shows distance gain/loss from 3rd Qtr to Finish  
Blue arrow indicates best gain in these quarters.



800

Visual positions in race at 2nd Quarter



400

Visual positions in race at 3rd Quarter

