

Menangle Race 1 Distance 1609m

Tuesday, 12 May 2026

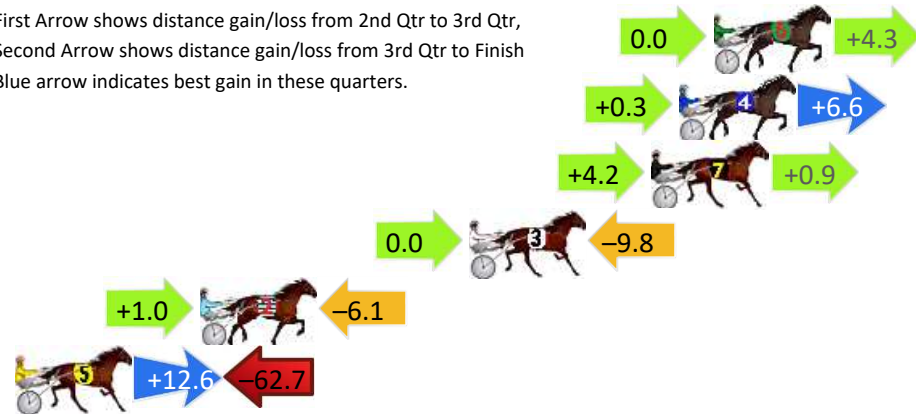
Gross Time: 1:59.00 MileRate: 1:59.00 LeadTime: 0.00s First Qtr: 28.80s Second Qtr: 30.10s Third Qtr: 30.70s Fourth Qtr: 29.40s

DATA TABLE: 800 / 400 Posi's are position from leader and (how wide the horse was at that position)

NoHorse	Plc	Mar	800 Posi	400 Posi	Time	3rd Qtr	4th Qt
6 MAJARO GIRL	1	0.0m	4.3m (0)	4.3m (0)	1:59.00	30.70s	29.08s
4 SAN ANTONIO	2	1.4m	8.3m (0)	8.0m (0)	1:59.11	30.68s	28.91s
7 HILLDALE HILTON	3	2.5m	7.6m (1)	3.4m (1)	1:59.19	30.39s	29.34s
3 CHIEF KENNY	4	9.8m	0.0m (0)	0.0m (0)	1:59.76	30.70s	30.16s
2 ARETE VIRTUE	5	20.6m	15.5m (0)	14.5m (0)	2:00.59	30.62s	29.91s
5 HAMPTON COURT	6	69.9m	19.8m (0)	7.2m (1)	2:04.39	29.75s	34.25s

Finish Position and metres gained

First Arrow shows distance gain/loss from 2nd Qtr to 3rd Qtr,
Second Arrow shows distance gain/loss from 3rd Qtr to Finish
Blue arrow indicates best gain in these quarters.



8
0
0

Visual positions in race at 2nd Quarter



4
0
0

Visual positions in race at 3rd Quarter



Menangle Race 2 Distance 2300m

Tuesday, 12 May 2026


Gross Time: 2:52.80 MileRate: 1:58.90 LeadTime: 53.00s First Qtr: 29.70s Second Qtr: 31.20s Third Qtr: 29.80s Fourth Qtr: 29.10s

DATA TABLE: 800 / 400 Posi's are position from leader and (how wide the horse was at that position)

No	Horse	Plc	Mar	800 Posi	400 Posi	Time	3rd Qtr	4th Qt
8	THEBESTBOURBON	1	0.0m	6.3m (1)	8.0m (2)	2:52.80	29.92s	28.51s
9	LEAF STRIDE	2	2.5m	10.6m (1)	11.5m (3)	2:52.99	29.85s	28.45s
13	THE PRIESTESS	3	3.4m	15.5m (1)	15.9m (3)	2:53.06	29.81s	28.20s
3	LAST CLANSMAN	4	8.6m	4.1m (0)	3.8m (0)	2:53.46	29.78s	29.48s
11	CHIEF RUNNINGCLOUD	5	9.9m	14.0m (0)	12.3m (0)	2:53.56	29.66s	28.96s
10	VALTINO	6	14.7m	28.5m (1)	27.5m (1)	2:53.92	29.71s	28.21s
1	PRINCESS DU FER	7	15.1m	0.0m (0)	0.0m (0)	2:53.95	29.80s	30.25s
12	LOTUS LOUISE	8	16.3m	24.8m (0)	21.3m (0)	2:54.04	29.52s	28.78s
5	EWING	9	17.6m	20.0m (0)	17.1m (1)	2:54.14	29.57s	29.19s
4	GUNNER	10	17.7m	9.2m (0)	8.2m (0)	2:54.15	29.72s	29.85s
6	ADDICTIVE STRIDE	11	18.1m	20.1m (1)	20.8m (3)	2:54.18	29.83s	28.96s
7	SHOULD BEABARCA	12	26.1m	24.1m (1)	23.1m (1)	2:54.79	29.71s	29.40s
14	ITZFERGIETIME	13	29.2m	2.3m (1)	3.5m (1)	2:55.03	29.89s	31.08s

Finish Position and metres gained

First Arrow shows distance gain/loss from 2nd Qtr to 3rd Qtr, Second Arrow shows distance gain/loss from 3rd Qtr to Finish
Blue arrow indicates best gain in these quarters.




Menangle Race 2 Distance 2300m

Tuesday, 12 May 2026



8
0
0

Visual positions in race at 2nd Quarter



4
0
0

Visual positions in race at 3rd Quarter



Powered by

PJ Harness Analyser

Sectional Analysis Software

Not just form | Free Trial

www.facebook.com/PJHarnessRacing



RISE Digital, Harness Racing Australia nor the provider accepts any responsibility for the completeness or accuracy of any of the information contained herein, and makes no representations about its suitability for any particular purpose. Users should make their own judgements about those matters and/or seek independent advice. You assume all risks associated with use of data provided on this page

Menangle Race 3 Distance 1609m

Tuesday, 12 May 2026

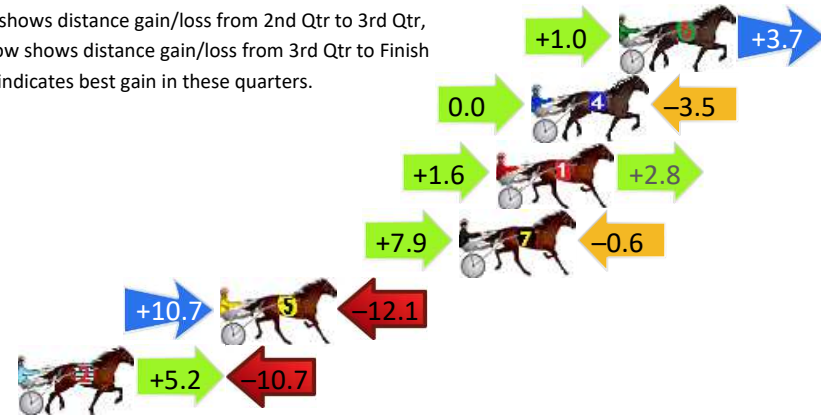
Gross Time: 1:56.40 MileRate: 1:56.40 LeadTime: 0.00s First Qtr: 28.00s Second Qtr: 32.00s Third Qtr: 29.40s Fourth Qtr: 27.00s

DATA TABLE: 800 / 400 Posi's are position from leader and (how wide the horse was at that position)

NoHorse	Plc	Mar	800 Posi	400 Posi	Time	3rd Qtr	4th Qt	
6	MAXIMIAN	1	0.0m	4.7m (0)	3.7m (0)	1:56.40	29.32s	26.74s
4	FACET PRINCE	2	3.5m	0.0m (0)	0.0m (0)	1:56.65	29.40s	27.25s
1	NIGHT WITCH	3	4.9m	9.3m (0)	7.7m (0)	1:56.75	29.26s	26.81s
7	DECOUPAGE	4	6.4m	13.7m (0)	5.8m (2)	1:56.86	28.81s	27.05s
5	AGOSTINO	5	16.0m	14.6m (1)	3.9m (1)	1:57.54	28.61s	27.86s
2	MAVERICK	6	24.1m	18.6m (0)	13.4m (0)	1:58.11	28.98s	27.77s

Finish Position and metres gained

First Arrow shows distance gain/loss from 2nd Qtr to 3rd Qtr,
Second Arrow shows distance gain/loss from 3rd Qtr to Finish
Blue arrow indicates best gain in these quarters.



8
0
0

Visual positions in race at 2nd Quarter



4
0
0

Visual positions in race at 3rd Quarter



Menangle Race 4 Distance 1609m

Tuesday, 12 May 2026


Gross Time: 1:53.70 MileRate: 1:53.70 LeadTime: 0.00s First Qtr: 27.40s Second Qtr: 29.90s Third Qtr: 28.90s Fourth Qtr: 27.50s

DATA TABLE: 800 / 400 Posi's are position from leader and (how wide the horse was at that position)

NoHorse	Plc	Mar	800 Posi	400 Posi	Time	3rd Qtr	4th Qt
10 YOU ARE MY WISH	1	0.0m	0.0m (0)	0.0m (0)	1:53.70	28.90s	27.50s
2 ADMIRABLE	2	0.4m	8.9m (0)	7.7m (0)	1:53.73	28.80s	26.99s
9 RAYS REDEMPTION	3	1.6m	4.5m (0)	4.8m (1)	1:53.82	28.91s	27.28s
6 VALIENTE HANOVER	4	2.3m	9.9m (1)	6.7m (2)	1:53.87	28.66s	27.20s
7 THERES WALLY	5	2.4m	14.3m (1)	11.4m (3)	1:53.87	28.67s	26.87s
3 THE EX HORSEIST	6	9.8m	13.1m (0)	11.7m (0)	1:54.41	28.78s	27.39s
5 HE IS GOLD CLASS	7	13.8m	17.8m (0)	16.6m (0)	1:54.70	28.78s	27.34s
8 LOCHIEL	8	21.4m	18.8m (1)	14.7m (2)	1:55.25	28.58s	28.02s
4 KEAYANG GALLIANO	9	64.5m	6.0m (1)	13.3m (1)	1:58.37	29.41s	31.23s

Finish Position and metres gained

First Arrow shows distance gain/loss from 2nd Qtr to 3rd Qtr, Second Arrow shows distance gain/loss from 3rd Qtr to Finish. Blue arrow indicates best gain in these quarters.



800

Visual positions in race at 2nd Quarter



400

Visual positions in race at 3rd Quarter



Menangle Race 5 Distance 1609m

Tuesday, 12 May 2026

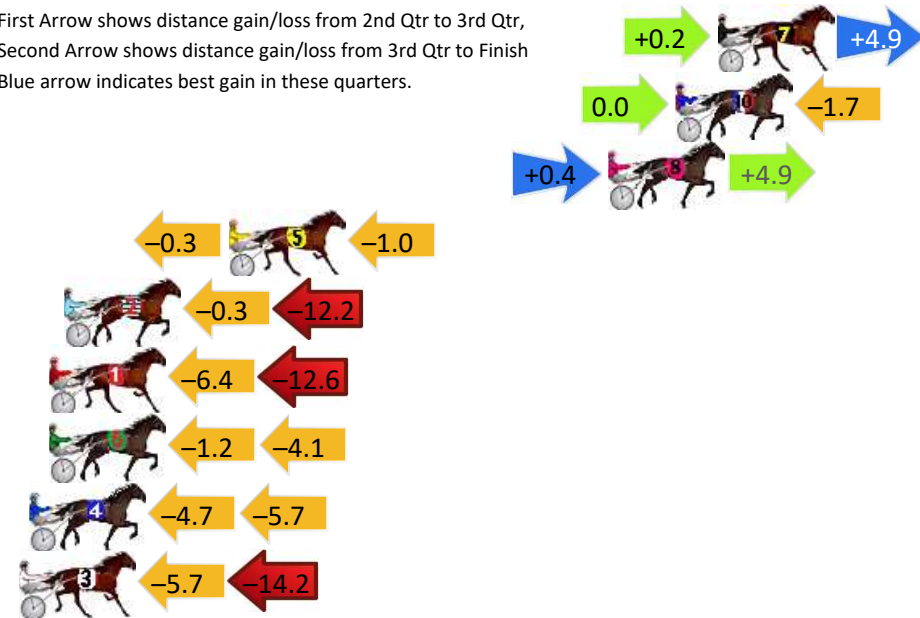
Gross Time: 1:51.80 MileRate: 1:51.80 LeadTime: 0.00s First Qtr: 27.00s Second Qtr: 29.40s Third Qtr: 28.20s Fourth Qtr: 27.20s

DATA TABLE: 800 / 400 Posi's are position from leader and (how wide the horse was at that position)

No	Horse	Plc	Mar	800 Posi	400 Posi	Time	3rd Qtr	4th Qt
7	KEAYANG SANTIAGO	1	0.0m	5.1m (0)	4.9m (0)	1:51.80	28.18s	26.86s
10	PERFECTDELIGHT	2	1.7m	0.0m (0)	0.0m (0)	1:51.92	28.20s	27.32s
8	HIGHINDELIGHT	3	4.4m	9.7m (0)	9.3m (0)	1:52.12	28.16s	26.88s
5	VESPA STRIDE	4	19.6m	18.3m (0)	18.6m (0)	1:53.20	28.20s	27.32s
2	HESAA LISTER	5	26.2m	13.7m (0)	14.0m (0)	1:53.68	28.20s	28.12s
1	TRISTAR FOR CHRIS	6	26.8m	7.8m (1)	14.2m (1)	1:53.72	28.63s	28.15s
6	THE EYE IN THE SKY	7	26.8m	21.5m (1)	22.7m (0)	1:53.72	28.25s	27.56s
4	HYKEEPMEPOSTED	8	27.6m	17.2m (1)	21.9m (2)	1:53.78	28.50s	27.67s
3	MADAZALWAYS	9	32.3m	12.4m (1)	18.1m (2)	1:54.11	28.58s	28.27s

Finish Position and metres gained

First Arrow shows distance gain/loss from 2nd Qtr to 3rd Qtr, Second Arrow shows distance gain/loss from 3rd Qtr to Finish. Blue arrow indicates best gain in these quarters.



800

Visual positions in race at 2nd Quarter



400

Visual positions in race at 3rd Quarter



Menangle Race 6 Distance 1609m

Tuesday, 12 May 2026

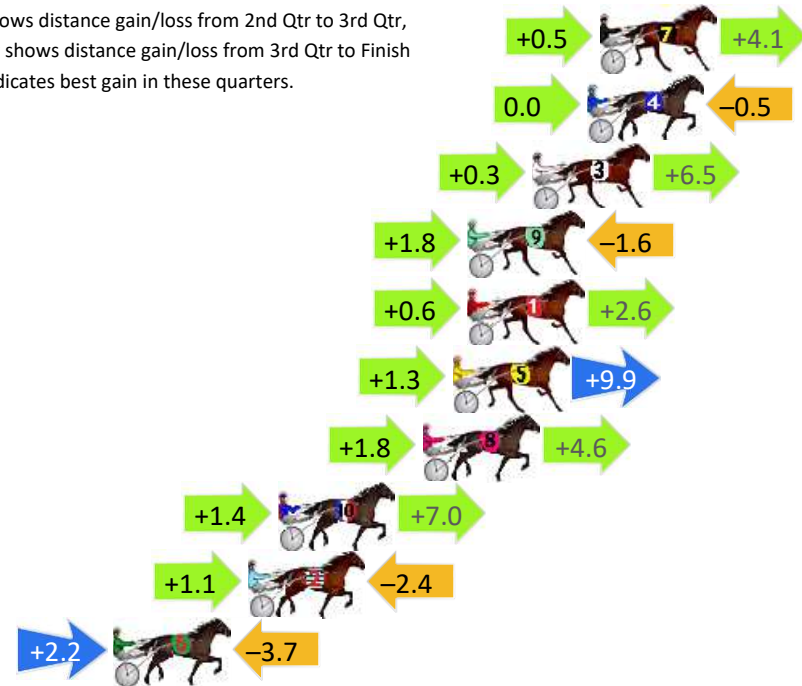
Gross Time: 1:52.00 MileRate: 1:52.00 LeadTime: 0.00s First Qtr: 27.10s Second Qtr: 29.90s Third Qtr: 28.30s Fourth Qtr: 26.70s

DATA TABLE: 800 / 400 Posi's are position from leader and (how wide the horse was at that position)

No	Horse	Plc	Mar	800 Posi	400 Posi	Time	3rd Qtr	4th Qt
7	JALANEEL	1	0.0m	4.6m (0)	4.1m (0)	1:52.00	28.26s	26.42s
4	KAIRAKI DELIGHT	2	0.5m	0.0m (0)	0.0m (0)	1:52.04	28.30s	26.74s
3	OUTSIDE FIGHTER	3	2.7m	9.5m (1)	9.2m (2)	1:52.19	28.26s	26.26s
9	JILLIBY FABIO	4	5.3m	5.5m (1)	3.7m (1)	1:52.37	28.17s	26.82s
1	CAULONIA COURAGE	5	5.3m	8.5m (0)	7.9m (0)	1:52.37	28.24s	26.53s
5	FASTING	6	5.9m	17.1m (0)	15.8m (0)	1:52.42	28.18s	26.04s
8	BROWNIESATMIDNIGHT	7	7.1m	13.5m (1)	11.7m (3)	1:52.50	28.15s	26.40s
10	CASH AND BLING	8	12.9m	21.3m (0)	19.9m (0)	1:52.91	28.16s	26.25s
2	HEAVENLY WAGE	9	14.1m	12.8m (0)	11.7m (0)	1:52.99	28.20s	26.89s
6	WE ALWAYS HAVE FAITH	10	19.5m	18.0m (1)	15.8m (3)	1:53.37	28.11s	26.99s

Finish Position and metres gained

First Arrow shows distance gain/loss from 2nd Qtr to 3rd Qtr, Second Arrow shows distance gain/loss from 3rd Qtr to Finish
Blue arrow indicates best gain in these quarters.



800

Visual positions in race at 2nd Quarter



400

Visual positions in race at 3rd Quarter



Menangle Race 7 Distance 1609m

Tuesday, 12 May 2026


Gross Time: 1:51.70 MileRate: 1:51.70 LeadTime: 0.00s First Qtr: 27.30s Second Qtr: 29.50s Third Qtr: 27.80s Fourth Qtr: 27.10s

DATA TABLE: 800 / 400 Posi's are position from leader and (how wide the horse was at that position)

No	Horse	Plc	Mar	800 Posi	400 Posi	Time	3rd Qtr	4th Qt
7	PARTY CENTRAL	1	0.0m	0.0m (0)	0.0m (0)	1:51.70	27.80s	27.10s
3	WESTERN STYLE	2	10.6m	14.8m (0)	15.8m (0)	1:52.46	27.86s	26.78s
1	CARBINEER	3	11.5m	4.9m (0)	5.9m (0)	1:52.52	27.86s	27.52s
5	SURF ACE	4	15.4m	12.9m (1)	11.6m (1)	1:52.80	27.71s	27.41s
6	PLAYA BLANCA	5	17.0m	8.5m (1)	7.8m (1)	1:52.91	27.75s	27.78s
8	BETTORLIGHTEM UP	5	17.0m	17.2m (1)	15.5m (1)	1:52.91	27.67s	27.26s
10	MCBART	7	19.1m	19.1m (0)	18.6m (2)	1:53.06	27.75s	27.20s
4	HAS THE COURAGE	8	20.1m	9.8m (0)	11.7m (0)	1:53.13	27.92s	27.73s
9	ARTISTIC SCOTT	9	22.2m	4.5m (1)	4.0m (1)	1:53.28	27.77s	28.41s

Finish Position and metres gained

First Arrow shows distance gain/loss from 2nd Qtr to 3rd Qtr, Second Arrow shows distance gain/loss from 3rd Qtr to Finish
Blue arrow indicates best gain in these quarters.



800

Visual positions in race at 2nd Quarter



400

Visual positions in race at 3rd Quarter



Menangle Race 8 Distance 1609m

Tuesday, 12 May 2026


Gross Time: 1:51.00 MileRate: 1:51.00 LeadTime: 0.00s First Qtr: 27.60s Second Qtr: 28.50s Third Qtr: 28.30s Fourth Qtr: 26.60s

DATA TABLE: 800 / 400 Posi's are position from leader and (how wide the horse was at that position)

No	Horse	Plc	Mar	800 Posi	400 Posi	Time	3rd Qtr	4th Qt
8	FORCE FULL	1	0.0m	0.0m (0)	0.0m (0)	1:51.00	28.30s	26.60s
9	MONTALBANO	2	5.3m	4.6m (0)	4.1m (0)	1:51.37	28.26s	26.69s
2	SPIRIT OF ARION	3	9.0m	13.1m (0)	12.3m (0)	1:51.63	28.22s	26.39s
4	WAMBOYNEINAMERICA	4	10.4m	9.1m (0)	8.2m (0)	1:51.73	28.22s	26.77s
7	TERRY	5	18.2m	17.1m (0)	17.6m (0)	1:52.28	28.30s	26.68s
6	HES A MEISTER	6	18.8m	18.0m (1)	9.0m (1)	1:52.32	27.65s	27.30s
10	CYA ART	7	21.7m	22.0m (1)	13.1m (1)	1:52.52	27.65s	27.23s
5	VAN BASTEN	8	24.1m	13.8m (1)	4.9m (1)	1:52.69	27.67s	27.96s
3	ROCLEA IMAGE	9	27.5m	21.3m (0)	16.9m (1)	1:52.93	27.95s	27.37s

Finish Position and metres gained

First Arrow shows distance gain/loss from 2nd Qtr to 3rd Qtr, Second Arrow shows distance gain/loss from 3rd Qtr to Finish
Blue arrow indicates best gain in these quarters.



800

Visual positions in race at 2nd Quarter



400

Visual positions in race at 3rd Quarter

