

# Young Race 1 Distance 1720m

Tuesday, 12 May 2026



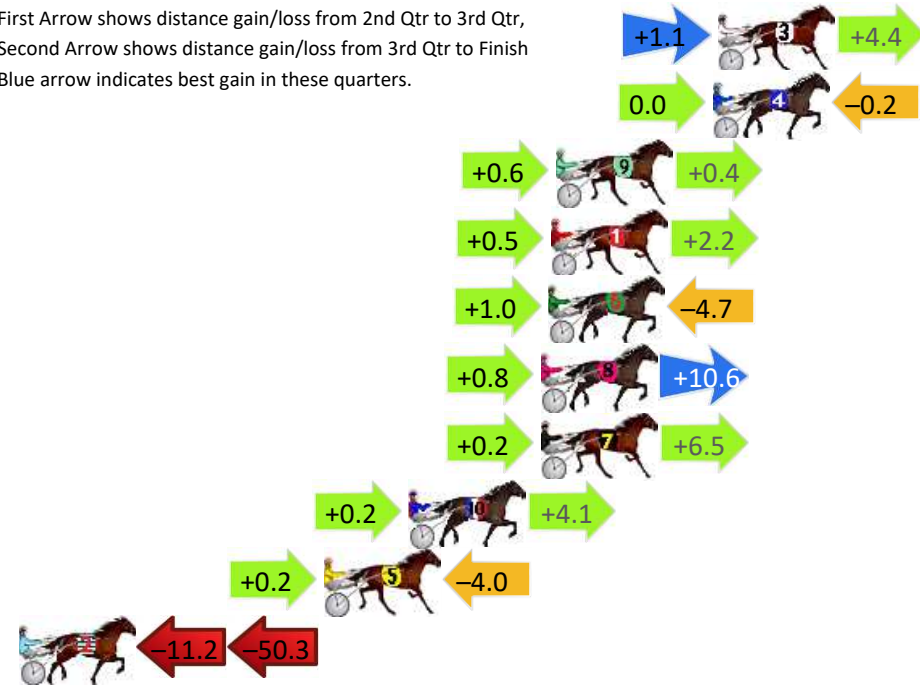
Gross Time: 2:06.00 MileRate: 1:57.90 LeadTime: 6.80s First Qtr: 29.90s Second Qtr: 31.20s Third Qtr: 29.10s Fourth Qtr: 29.00s

DATA TABLE: 800 / 400 Posi's are position from leader and (how wide the horse was at that position)

No	Horse	Plc	Mar	800 Posi	400 Posi	Time	3rd Qtr	4th Qt
3	OAK RIDGE	1	0.0m	5.5m (0)	4.4m (0)	2:06.00	29.02s	28.68s
4	MAJORS CREEK	2	0.2m	0.0m (0)	0.0m (0)	2:06.02	29.10s	29.02s
9	UNCLE CRAIGO	3	6.5m	7.5m (1)	6.9m (1)	2:06.49	29.05s	29.00s
1	DANCE BABY DANCE	4	6.7m	9.4m (0)	8.9m (0)	2:06.51	29.06s	28.87s
6	BAM BAM BROOK	5	6.8m	3.1m (1)	2.1m (1)	2:06.52	29.03s	29.36s
8	RONZEL SONNY	6	7.1m	18.5m (0)	17.7m (0)	2:06.54	29.04s	28.26s
7	ALWAYSATTHEBEACH	7	7.1m	13.8m (0)	13.6m (0)	2:06.54	29.08s	28.56s
10	FULL OF SPICE	8	12.4m	16.7m (1)	16.5m (1)	2:06.94	29.09s	28.75s
5	ONE STUNIN MELODY	9	15.8m	12.0m (1)	11.8m (1)	2:07.20	29.09s	29.35s
2	RIP JACKSON	10	149.7m	88.2m (0)	99.4m (0)	2:17.39	29.90s	33.21s

## Finish Position and metres gained

First Arrow shows distance gain/loss from 2nd Qtr to 3rd Qtr, Second Arrow shows distance gain/loss from 3rd Qtr to Finish Blue arrow indicates best gain in these quarters.



# Young Race 2 Distance 2100m

Tuesday, 12 May 2026


Gross Time: 2:37.50 MileRate: 2:00.70 LeadTime: 37.70s First Qtr: 30.90s Second Qtr: 29.50s Third Qtr: 29.00s Fourth Qtr: 30.40s

DATA TABLE: 800 / 400 Posi's are position from leader and (how wide the horse was at that position)

NoHorse	Plc	Mar	800 Posi	400 Posi	Time	3rd Qtr	4th Qt
1 MAJOR ISSUES	1	0.0m	0.0m (0)	0.0m (0)	2:37.50	29.00s	30.40s
4 MIDNIGHT CRIMES	2	0.8m	1.2m (1)	1.6m (1)	2:37.56	29.03s	30.35s
7 JUDAH RED	3	2.5m	10.0m (0)	11.7m (0)	2:37.70	29.14s	29.74s
10 JANIE BLU	4	7.5m	20.9m (1)	16.2m (1)	2:38.10	28.69s	29.80s
2 STAY STRONG	5	9.2m	5.0m (0)	6.5m (0)	2:38.23	29.12s	30.65s
6 TWO BLUES BLING	6	9.7m	7.0m (1)	6.7m (1)	2:38.27	28.99s	30.68s
8 YESNOLETSGO	7	16.5m	11.7m (1)	11.8m (1)	2:38.81	29.03s	30.84s
9 MAMMALS BLAZE	8	25.8m	15.9m (1)	17.5m (2)	2:39.55	29.14s	31.17s
3 SPAG BOLL	9	67.2m	15.3m (0)	26.8m (0)	2:42.85	29.88s	33.77s

## Finish Position and metres gained

First Arrow shows distance gain/loss from 2nd Qtr to 3rd Qtr, Second Arrow shows distance gain/loss from 3rd Qtr to Finish  
Blue arrow indicates best gain in these quarters.



800

Visual positions in race at 2nd Quarter



400

Visual positions in race at 3rd Quarter



# Young Race 3 Distance 1720m

Tuesday, 12 May 2026

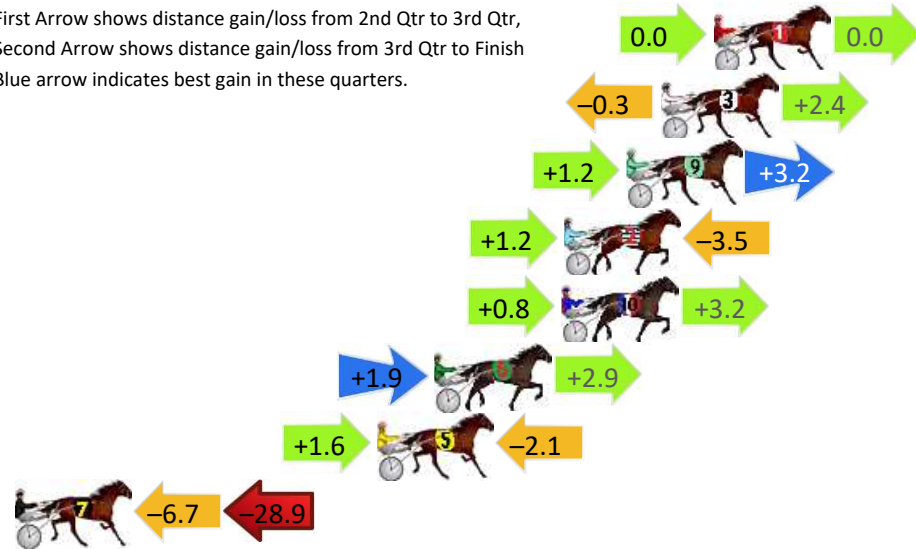
Gross Time: 2:05.90 MileRate: 1:57.80 LeadTime: 6.70s First Qtr: 29.70s Second Qtr: 32.20s Third Qtr: 28.70s Fourth Qtr: 28.60s

DATA TABLE: 800 / 400 Posi's are position from leader and (how wide the horse was at that position)

No	Horse	Plc	Mar	800 Posi	400 Posi	Time	3rd Qtr	4th Qt
1	STINSON	1	0.0m	0.0m (0)	0.0m (0)	2:05.90	28.70s	28.60s
3	STRAIGHTNNARROW	2	2.1m	4.2m (0)	4.5m (0)	2:06.06	28.72s	28.44s
9	STEEL STRIDE	3	3.5m	7.9m (1)	6.7m (1)	2:06.16	28.61s	28.39s
2	ATWORTHY ROCKER	4	6.0m	3.7m (1)	2.5m (1)	2:06.35	28.61s	28.88s
10	KALYPSO RAINBOW	5	6.1m	10.1m (0)	9.3m (0)	2:06.36	28.64s	28.40s
6	PIRANI PERFECT	6	11.2m	16.0m (0)	14.1m (0)	2:06.74	28.56s	28.44s
5	MAGGIEJAYNE	7	13.5m	13.0m (1)	11.4m (1)	2:06.91	28.59s	28.80s
7	THE ATTRACTOR	8	56.4m	20.8m (0)	27.5m (0)	2:10.14	29.18s	30.88s

## Finish Position and metres gained

First Arrow shows distance gain/loss from 2nd Qtr to 3rd Qtr, Second Arrow shows distance gain/loss from 3rd Qtr to Finish  
Blue arrow indicates best gain in these quarters.



800

Visual positions in race at 2nd Quarter



400

Visual positions in race at 3rd Quarter



# Young Race 4 Distance 1720m

Tuesday, 12 May 2026

Gross Time: 2:07.80 MileRate: 1:59.50 LeadTime: 6.70s First Qtr: 29.20s Second Qtr: 32.50s Third Qtr: 29.50s Fourth Qtr: 29.90s

DATA TABLE: 800 / 400 Posi's are position from leader and (how wide the horse was at that position)

No	Horse	Plc	Mar	800 Posi	400 Posi	Time	3rd Qtr	4th Qt
5	STARS ABROAD	1	0.0m	7.7m (1)	4.7m (2)	2:07.80	29.28s	29.55s
2	ROCK QUEEN	2	0.2m	0.0m (0)	0.0m (0)	2:07.82	29.50s	29.92s
8	MITTYS THREE ACES	3	0.5m	11.9m (1)	7.9m (3)	2:07.84	29.21s	29.36s
4	IDEAL TAO	4	1.4m	4.4m (0)	3.8m (0)	2:07.91	29.46s	29.73s
3	NIFTY SCHOOBEE	5	2.7m	3.3m (1)	2.4m (1)	2:08.01	29.43s	29.94s
10	FLEUR BELLA	6	3.5m	20.5m (1)	15.9m (1)	2:08.07	29.17s	29.00s
9	I LIKA STYLE	7	4.0m	16.2m (1)	11.0m (1)	2:08.11	29.13s	29.40s
1	STAR CONNECTION	8	6.5m	9.0m (0)	7.6m (0)	2:08.31	29.40s	29.85s
7	BONJORGE	9	10.3m	13.5m (0)	12.5m (0)	2:08.61	29.43s	29.79s
6	ROYAL FOCUS	10	12.2m	17.6m (0)	16.3m (0)	2:08.76	29.41s	29.66s

## Finish Position and metres gained

First Arrow shows distance gain/loss from 2nd Qtr to 3rd Qtr, Second Arrow shows distance gain/loss from 3rd Qtr to Finish  
Blue arrow indicates best gain in these quarters.



800

Visual positions in race at 2nd Quarter



400

Visual positions in race at 3rd Quarter



# Young Race 5 Distance 1720m

Tuesday, 12 May 2026



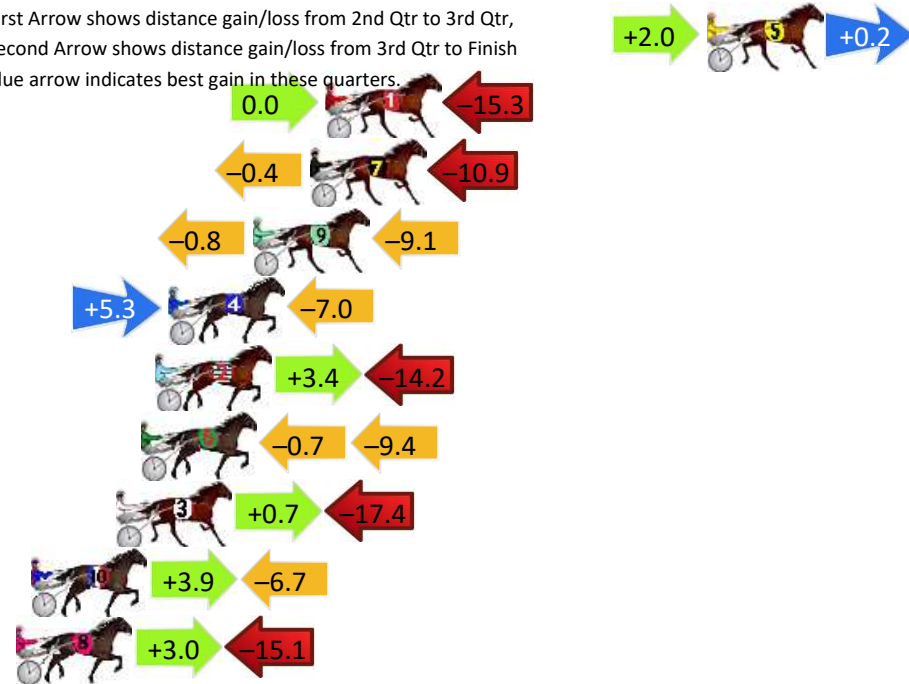
Gross Time: 2:06.20 MileRate: 1:58.10 LeadTime: 6.60s First Qtr: 29.50s Second Qtr: 31.90s Third Qtr: 30.00s Fourth Qtr: 28.20s

DATA TABLE: 800 / 400 Posi's are position from leader and (how wide the horse was at that position)

No	Horse	Plc	Mar	800 Posi	400 Posi	Time	3rd Qtr	4th Qt
5	MAGIC MATTEO	1	0.0m	2.2m (1)	0.2m (1)	2:06.20	29.85s	28.19s
1	BETTINGONYA	2	15.3m	0.0m (0)	0.0m (0)	2:07.33	30.00s	29.33s
7	SPRING DELIGHT	3	15.9m	4.6m (0)	5.0m (0)	2:07.38	30.02s	29.02s
9	ROCKIN SWEET	4	18.2m	8.3m (0)	9.1m (0)	2:07.55	30.04s	28.89s
4	PYEKAKARIKI	5	21.6m	19.9m (1)	14.6m (1)	2:07.80	29.57s	28.75s
2	PLATINUMS BOY	6	22.1m	11.3m (1)	7.9m (2)	2:07.84	29.72s	29.27s
6	TERRAGONG SWINGER	7	22.7m	12.6m (0)	13.3m (0)	2:07.88	30.02s	28.92s
3	LETSTACOBOUTIT	8	23.7m	7.0m (1)	6.3m (1)	2:07.96	29.93s	29.50s
10	BOLANALONG	9	27.1m	24.3m (1)	20.4m (1)	2:08.21	29.66s	28.73s
8	KEAYANG DOMINO	10	27.7m	15.6m (1)	12.6m (2)	2:08.25	29.74s	29.34s

## Finish Position and metres gained

First Arrow shows distance gain/loss from 2nd Qtr to 3rd Qtr, Second Arrow shows distance gain/loss from 3rd Qtr to Finish  
Blue arrow indicates best gain in these quarters.



# Young Race 6 Distance 1720m

Tuesday, 12 May 2026



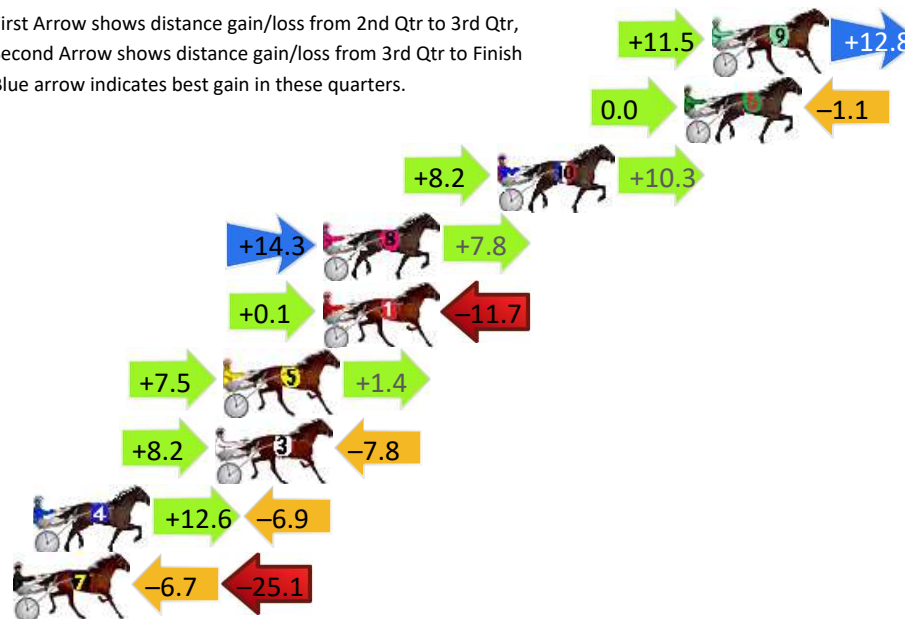
Gross Time: 2:04.40 MileRate: 1:56.40 LeadTime: 6.50s First Qtr: 26.10s Second Qtr: 30.80s Third Qtr: 30.60s Fourth Qtr: 30.40s

DATA TABLE: 800 / 400 Posi's are position from leader and (how wide the horse was at that position)

No	Horse	Plc	Mar	800 Posi	400 Posi	Time	3rd Qtr	4th Qt
9	WARRAWEE CRUZIN	1	0.0m	24.3m (1)	12.8m (2)	2:04.40	29.72s	29.43s
6	FLUTTERING ANGEL	2	1.1m	0.0m (0)	0.0m (0)	2:04.49	30.60s	30.49s
10	SNIPERS FIRE	3	8.6m	27.1m (0)	18.9m (1)	2:05.08	29.97s	29.65s
8	LOYOLA SPIAGGIA	4	15.6m	37.7m (1)	23.4m (1)	2:05.64	29.51s	29.87s
1	SINISTER	5	15.6m	4.0m (0)	3.9m (1)	2:05.64	30.59s	31.35s
5	SNEAK A PEEK	6	19.6m	28.5m (1)	21.0m (2)	2:05.96	30.02s	30.37s
3	BOLZANO	7	19.9m	20.3m (1)	12.1m (1)	2:05.98	29.97s	31.07s
4	TAKE OUT	8	27.2m	32.9m (1)	20.3m (3)	2:06.56	29.64s	31.02s
7	LOLLIPOP	9	46.5m	14.7m (0)	21.4m (0)	2:08.10	31.10s	32.48s

## Finish Position and metres gained

First Arrow shows distance gain/loss from 2nd Qtr to 3rd Qtr, Second Arrow shows distance gain/loss from 3rd Qtr to Finish  
Blue arrow indicates best gain in these quarters.



# Young Race 7 Distance 1720m

Tuesday, 12 May 2026

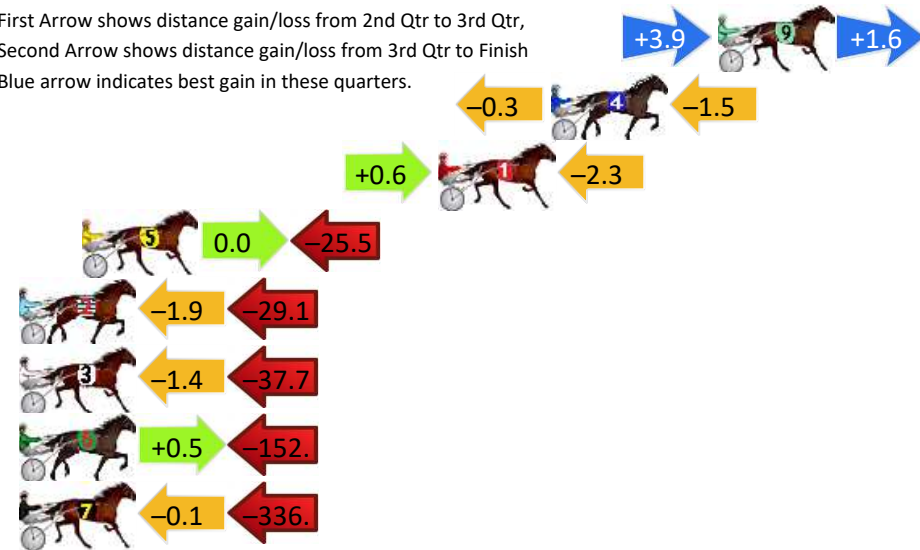
Gross Time: 2:05.70 MileRate: 1:57.60 LeadTime: 6.80s First Qtr: 28.30s Second Qtr: 31.20s Third Qtr: 29.80s Fourth Qtr: 29.60s

DATA TABLE: 800 / 400 Posi's are position from leader and (how wide the horse was at that position)


No	Horse	Plc	Mar	800 Posi	400 Posi	Time	3rd Qtr	4th Qt
9	POCKET DIAL	1	0.0m	5.5m (1)	1.6m (1)	2:05.70	29.51s	29.49s
4	HIGHVIEW BONNIE	2	6.7m	4.9m (0)	5.2m (0)	2:06.22	29.82s	29.74s
1	SHUDDER	3	11.2m	9.5m (0)	8.9m (1)	2:06.57	29.75s	29.81s
5	KOOKY	4	25.5m	0.0m (0)	0.0m (0)	2:07.68	29.80s	31.58s
2	ARCHIE ON BY	5	44.8m	13.8m (0)	15.7m (0)	2:09.18	29.94s	31.92s
3	VALENTINE GIRL	6	48.9m	9.8m (1)	11.2m (2)	2:09.49	29.90s	32.57s
6	NUGGETGOTAREASO N	7	165.8m	14.1m (1)	13.6m (3)	2:18.56	29.76s	41.46s
7	NOOGALEEK OFFKILTA	8	354.8m	18.2m (1)	18.3m (2)	2:33.23	29.80s	55.78s

## Finish Position and metres gained

First Arrow shows distance gain/loss from 2nd Qtr to 3rd Qtr,  
Second Arrow shows distance gain/loss from 3rd Qtr to Finish  
Blue arrow indicates best gain in these quarters.



Visual positions in race at 2nd Quarter



Visual positions in race at 3rd Quarter

# Young Race 8 Distance 1720m




Tuesday, 12 May 2026

Gross Time: 2:07.70 MileRate: 1:59.50 LeadTime: 6.40s First Qtr: 28.40s Second Qtr: 32.30s Third Qtr: 29.90s Fourth Qtr: 30.70s

DATA TABLE: 800 / 400 Posi's are position from leader and (how wide the horse was at that position)

No	Horse	Plc	Mar	800 Posi	400 Posi	Time	3rd Qtr	4th Qt
10	RAGING ON	1	0.0m	1.9m (1)	0.2m (1)	2:07.70	29.77s	30.69s
7	BARKWAY THOMAS	2	4.8m	9.7m (0)	7.9m (1)	2:08.09	29.77s	30.49s
5	INGERMARLA	3	8.3m	14.8m (0)	16.5m (0)	2:08.37	30.04s	30.13s
2	KARINYA MAX	4	9.9m	0.0m (0)	0.0m (0)	2:08.50	29.90s	31.50s
1	LIFE GETS BETTER	5	14.3m	4.3m (0)	7.7m (0)	2:08.85	30.16s	31.27s
3	HOLZHAUER	6	15.4m	11.4m (1)	14.7m (2)	2:08.94	30.16s	30.83s
8	DUSTY MUSTER	7	17.3m	15.9m (1)	20.0m (1)	2:09.09	30.22s	30.59s
6	GIRL JUST FLY	8	18.1m	24.5m (1)	22.3m (0)	2:09.15	29.76s	30.47s
9	NOTTADOUBT	9	21.1m	20.2m (1)	19.2m (2)	2:09.39	29.84s	30.95s
4	I AM THE TORNADO	10	34.1m	6.8m (1)	14.0m (1)	2:10.44	30.45s	32.38s

## Finish Position and metres gained



# Young Race 9 Distance 2100m

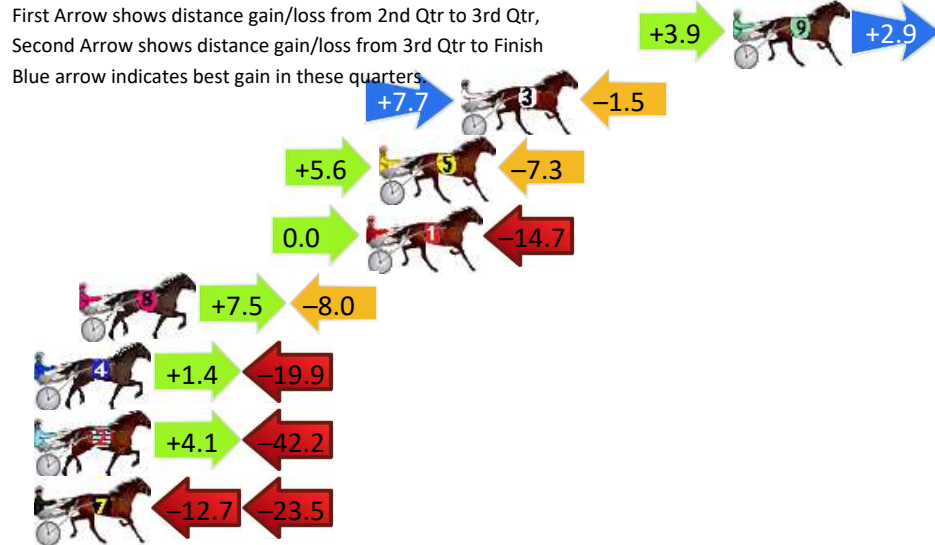
Tuesday, 12 May 2026

Gross Time: 2:36.60 MileRate: 2:00.00 LeadTime: 35.40s First Qtr: 31.70s Second Qtr: 29.70s Third Qtr: 30.00s Fourth Qtr: 29.80s

DATA TABLE: 800 / 400 Posi's are position from leader and (how wide the horse was at that position)

No	Horse	Plc	Mar	800 Posi	400 Posi	Time	3rd Qtr	4th Qt
9	NICE WON GARY	1	0.0m	6.8m (0)	2.9m (1)	2:36.60	29.71s	29.59s
3	LITTLE SASSY BOY	2	10.9m	17.1m (1)	9.4m (0)	2:37.45	29.44s	29.95s
5	KRISSY	3	14.2m	12.5m (0)	6.9m (1)	2:37.71	29.59s	30.39s
1	SERGEANT PEE JAY	4	14.7m	0.0m (0)	0.0m (0)	2:37.75	30.00s	30.95s
8	SHOOBEE SUNSET	5	26.2m	25.7m (0)	18.2m (1)	2:38.65	29.45s	30.49s
4	MISS TIGER	6	51.6m	33.1m (1)	31.7m (1)	2:40.63	29.91s	31.48s
2	TULHURST TOOT TOOT	7	58.4m	20.3m (0)	16.2m (0)	2:41.16	29.70s	33.16s
7	JAKRYAN	8	70.3m	34.1m (0)	46.8m (0)	2:42.09	30.96s	31.81s

## Finish Position and metres gained



# Young Race 10 Distance 1720m

Tuesday, 12 May 2026

Gross Time: 2:06.80 MileRate: 1:58.70 LeadTime: 7.00s First Qtr: 29.40s Second Qtr: 30.30s Third Qtr: 30.60s Fourth Qtr: 29.50s

DATA TABLE: 800 / 400 Posi's are position from leader and (how wide the horse was at that position)

No	Horse	Plc	Mar	800 Posi	400 Posi	Time	3rd Qtr	4th Qt
2	EYES OFF TIGER	1	0.0m	14.4m (1)	5.5m (2)	2:06.80	29.92s	29.09s
3	AWICKED WOMAN	2	3.6m	10.2m (1)	5.3m (1)	2:07.08	30.23s	29.38s
9	IDEAL LILLY	3	5.6m	5.1m (1)	0.0m (0)	2:07.23	30.22s	29.93s
10	BLINGFORTHEGIRLS	4	16.5m	19.2m (1)	11.7m (1)	2:08.08	30.03s	29.90s
5	BELLE ALCHERA	5	22.8m	29.3m (1)	17.0m (2)	2:08.56	29.66s	30.00s
6	TRIPLE THREAT	6	24.5m	24.8m (1)	11.1m (2)	2:08.69	29.56s	30.57s
8	DUNNA HAMMY	7	25.1m	8.8m (0)	15.5m (1)	2:08.74	31.09s	30.29s
7	MAJOR MAVERICK	8	46.6m	4.3m (0)	15.0m (0)	2:10.40	31.40s	31.98s
1	NAVIE JO	9	64.9m	0.0m (0)	9.9m (0)	2:11.82	31.34s	33.78s
4	GLENBURNS SUPREME	10	87.1m	26.3m (0)	32.4m (0)	2:13.54	31.04s	33.82s

## Finish Position and metres gained

First Arrow shows distance gain/loss from 2nd Qtr to 3rd Qtr, Second Arrow shows distance gain/loss from 3rd Qtr to Finish  
Blue arrow indicates best gain in these quarters.

