

# Bathurst Race 1 Distance 1730m

Wednesday, 13 May 2026

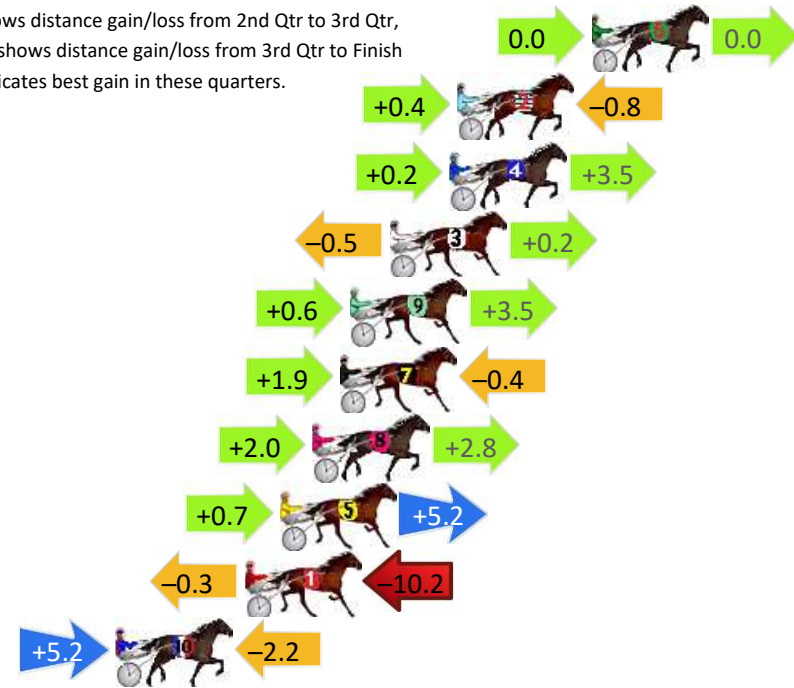
Gross Time: 2:03.50 MileRate: 1:54.80 LeadTime: 8.20s First Qtr: 29.20s Second Qtr: 29.80s Third Qtr: 27.50s Fourth Qtr: 28.80s

DATA TABLE: 800 / 400 Posi's are position from leader and (how wide the horse was at that position)

No	Horse	Plc	Mar	800 Posi	400 Posi	Time	3rd Qtr	4th Qt
6	HUNTER SHANNON	1	0.0m	0.0m (0)	0.0m (0)	2:03.50	27.50s	28.80s
2	IBBIN NADIA	2	5.4m	5.0m (0)	4.6m (0)	2:03.91	27.48s	28.89s
4	FIRESTORM RED	3	5.7m	9.4m (0)	9.2m (0)	2:03.93	27.50s	28.59s
3	BETTOR KEPPEL	4	8.1m	7.8m (1)	8.3m (1)	2:04.11	27.55s	28.83s
9	MOS LONDON	5	9.7m	13.8m (0)	13.2m (0)	2:04.23	27.48s	28.61s
7	GO WITHOUT	6	10.1m	11.6m (1)	9.7m (2)	2:04.26	27.39s	28.88s
8	NOSAER	7	11.2m	16.0m (1)	14.0m (2)	2:04.35	27.39s	28.67s
5	CARBAGANOOSH	8	12.5m	18.4m (0)	17.7m (0)	2:04.44	27.48s	28.50s
1	POPS LEGACY	9	13.9m	3.4m (1)	3.7m (1)	2:04.55	27.53s	29.59s
10	MIKIBEQUICK	10	19.1m	22.1m (1)	16.9m (3)	2:04.94	27.17s	29.06s

## Finish Position and metres gained

First Arrow shows distance gain/loss from 2nd Qtr to 3rd Qtr, Second Arrow shows distance gain/loss from 3rd Qtr to Finish  
Blue arrow indicates best gain in these quarters.



800

Visual positions in race at 2nd Quarter



400

Visual positions in race at 3rd Quarter



# Bathurst Race 2 Distance 1730m

Wednesday, 13 May 2026

Gross Time: 2:03.20 MileRate: 1:54.60 LeadTime: 8.30s First Qtr: 28.60s Second Qtr: 30.20s Third Qtr: 27.80s Fourth Qtr: 28.30s

DATA TABLE: 800 / 400 Posi's are position from leader and (how wide the horse was at that position)

No	Horse	Plc	Mar	800 Posi	400 Posi	Time	3rd Qtr	4th Qt
8	BUDDY BRILLIANCE	1	0.0m	3.9m (1)	2.0m (1)	2:03.20	27.67s	28.16s
2	SLYX	2	3.4m	0.0m (0)	0.0m (0)	2:03.45	27.80s	28.55s
1	TASBMIKI	3	5.0m	4.9m (0)	4.9m (0)	2:03.57	27.80s	28.33s
5	ALWAYSBMYPONY	4	6.0m	22.4m (1)	18.4m (2)	2:03.65	27.53s	27.47s
4	RIKIBREAL	5	6.2m	8.5m (1)	6.6m (1)	2:03.66	27.67s	28.30s
10	COLLECT A DIME	6	6.3m	14.8m (0)	14.4m (0)	2:03.67	27.78s	27.77s
9	FOREVER ONTHE PUNT	7	8.2m	10.4m (0)	9.8m (0)	2:03.81	27.76s	28.23s
7	SOMETHING FOR LEXY	8	10.6m	17.8m (1)	16.1m (1)	2:03.99	27.69s	27.97s
3	SHE THE DEVIL	9	10.8m	13.2m (1)	11.8m (1)	2:04.00	27.71s	28.28s
6	VAMOS	10	13.8m	19.1m (0)	18.9m (0)	2:04.23	27.80s	28.01s

## Finish Position and metres gained

First Arrow shows distance gain/loss from 2nd Qtr to 3rd Qtr, Second Arrow shows distance gain/loss from 3rd Qtr to Finish  
Blue arrow indicates best gain in these quarters.



800

Visual positions in race at 2nd Quarter



400

Visual positions in race at 3rd Quarter



# Bathurst Race 3 Distance 1730m

Wednesday, 13 May 2026


Gross Time: 2:05.90 MileRate: 1:57.20 LeadTime: 8.10s First Qtr: 30.80s Second Qtr: 31.00s Third Qtr: 28.50s Fourth Qtr: 27.50s

DATA TABLE: 800 / 400 Posi's are position from leader and (how wide the horse was at that position)

No	Horse	Plc	Mar	800 Posi	400 Posi	Time	3rd Qtr	4th Qt
4	KARINYA HAZ	1	0.0m	3.3m (1)	1.2m (1)	2:05.90	28.35s	27.42s
9	RUDIMENTARY	2	5.3m	5.1m (0)	4.6m (0)	2:06.28	28.46s	27.56s
10	ROLL TO THE TOP	3	6.5m	9.0m (0)	8.6m (0)	2:06.37	28.46s	27.37s
5	STUDLEIGH SUNRISE	4	7.1m	13.3m (0)	12.4m (1)	2:06.41	28.42s	27.15s
1	ULTIMATE ROCKER	5	7.8m	0.0m (0)	0.0m (0)	2:06.46	28.50s	28.06s
3	SAME OLD DEVIL	6	11.0m	7.8m (1)	5.8m (1)	2:06.70	28.35s	27.90s
7	SATELLITE EXPRESS	7	12.3m	18.1m (0)	17.0m (0)	2:06.79	28.40s	27.21s
8	RIVIERE	8	14.5m	21.9m (1)	18.1m (1)	2:06.95	28.21s	27.29s
6	STUDLEIGH FURY	9	15.0m	17.4m (1)	14.4m (2)	2:06.99	28.27s	27.59s
2	DEAR DARLING	10	16.8m	12.0m (1)	10.4m (2)	2:07.12	28.37s	28.00s

## Finish Position and metres gained

First Arrow shows distance gain/loss from 2nd Qtr to 3rd Qtr, Second Arrow shows distance gain/loss from 3rd Qtr to Finish  
Blue arrow indicates best gain in these quarters.



800

Visual positions in race at 2nd Quarter



400

Visual positions in race at 3rd Quarter



# Bathurst Race 4 Distance 1730m

Wednesday, 13 May 2026


Gross Time: 2:03.10 MileRate: 1:54.50 LeadTime: 8.30s First Qtr: 29.50s Second Qtr: 29.00s Third Qtr: 27.40s Fourth Qtr: 28.90s

DATA TABLE: 800 / 400 Posi's are position from leader and (how wide the horse was at that position)

No	Horse	Plc	Mar	800 Posi	400 Posi	Time	3rd Qtr	4th Qt
11	ENJABONARLO	1	0.0m	15.1m (1)	14.6m (2)	2:03.10	27.39s	27.88s
5	SMOOTH BUCKAROO	2	0.8m	6.9m (1)	4.9m (1)	2:03.16	27.27s	28.62s
4	SUNLIGHT STRIDE	3	3.0m	0.0m (0)	0.0m (0)	2:03.33	27.40s	29.13s
9	SWIFT CODE	4	3.1m	1.6m (1)	0.0m (1)	2:03.34	27.29s	29.14s
7	KARINYA SOPHIE	5	7.3m	14.1m (0)	15.7m (0)	2:03.65	27.54s	28.35s
10	NOTHING FINER	6	8.9m	11.0m (1)	10.6m (1)	2:03.78	27.39s	28.84s
6	CHEVAL JULIA	7	10.5m	19.4m (0)	20.3m (0)	2:03.90	27.50s	28.28s
3	CREDO STRIDE	8	11.3m	4.7m (0)	4.6m (0)	2:03.96	27.40s	29.44s
1	ROCKNROLL BLING	9	16.2m	9.4m (0)	11.4m (0)	2:04.33	27.56s	29.33s
8	SYDS JOY	10	19.4m	19.2m (1)	18.6m (1)	2:04.57	27.39s	29.07s


## Finish Position and metres gained

First Arrow shows distance gain/loss from 2nd Qtr to 3rd Qtr, Second Arrow shows distance gain/loss from 3rd Qtr to Finish Blue arrow indicates best gain in these quarters.



800

Visual positions in race at 2nd Quarter



400

Visual positions in race at 3rd Quarter



# Bathurst Race 5 Distance 1730m

Wednesday, 13 May 2026

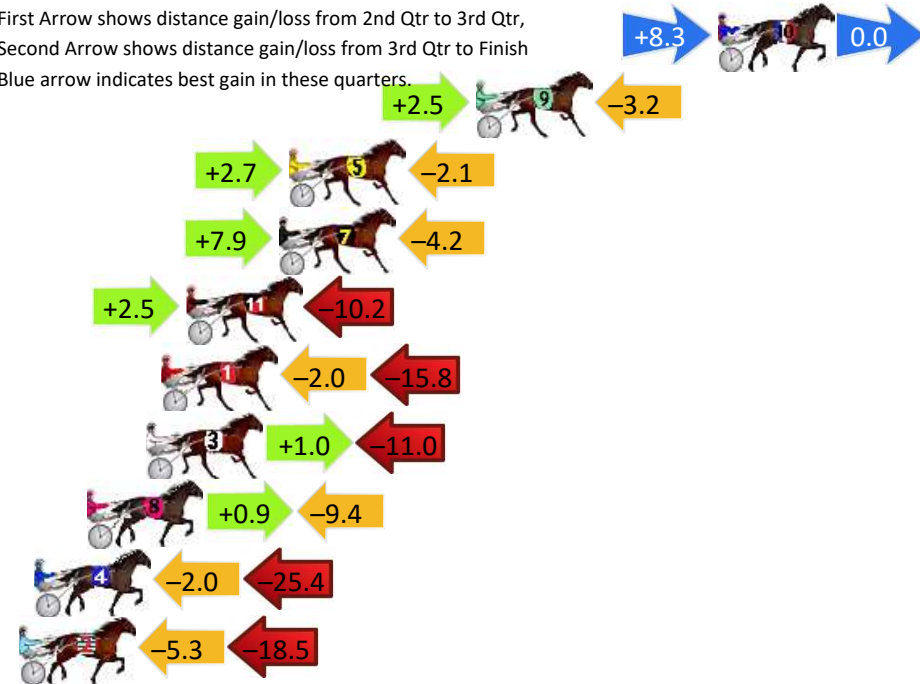
Gross Time: 2:01.80 MileRate: 1:53.30 LeadTime: 8.50s First Qtr: 27.10s Second Qtr: 29.60s Third Qtr: 28.50s Fourth Qtr: 28.10s

DATA TABLE: 800 / 400 Posi's are position from leader and (how wide the horse was at that position)

No	Horse	Plc	Mar	800 Posi	400 Posi	Time	3rd Qtr	4th Qt
10	ALTA WILLIAM	1	0.0m	8.3m (1)	0.0m (1)	2:01.80	27.91s	28.10s
9	CHICAGO BART	2	9.7m	9.0m (0)	6.5m (3)	2:02.52	28.32s	28.36s
5	REBOUNDER	3	17.2m	17.8m (0)	15.1m (0)	2:03.07	28.30s	28.31s
7	DEMON BLUE	4	17.6m	21.3m (1)	13.4m (4)	2:03.10	27.93s	28.46s
11	AUNTIE LOU	5	21.3m	13.6m (0)	11.1m (0)	2:03.37	28.32s	28.89s
1	TAPAGANOOSH	6	22.3m	4.5m (0)	6.5m (1)	2:03.45	28.64s	29.29s
3	TENMINUTES	7	22.9m	12.9m (1)	11.9m (3)	2:03.49	28.43s	28.95s
8	BETTER SHUSH	8	25.3m	16.8m (1)	15.9m (1)	2:03.67	28.43s	28.85s
4	SAINT VERAN	9	27.4m	0.0m (0)	2.0m (0)	2:03.82	28.64s	29.98s
2	BLACK ONYX	10	28.2m	4.4m (1)	9.7m (2)	2:03.88	28.87s	29.50s

## Finish Position and metres gained

First Arrow shows distance gain/loss from 2nd Qtr to 3rd Qtr, Second Arrow shows distance gain/loss from 3rd Qtr to Finish. Blue arrow indicates best gain in these quarters.



800

Visual positions in race at 2nd Quarter



400

Visual positions in race at 3rd Quarter



# Bathurst Race 6 Distance 1730m

Wednesday, 13 May 2026



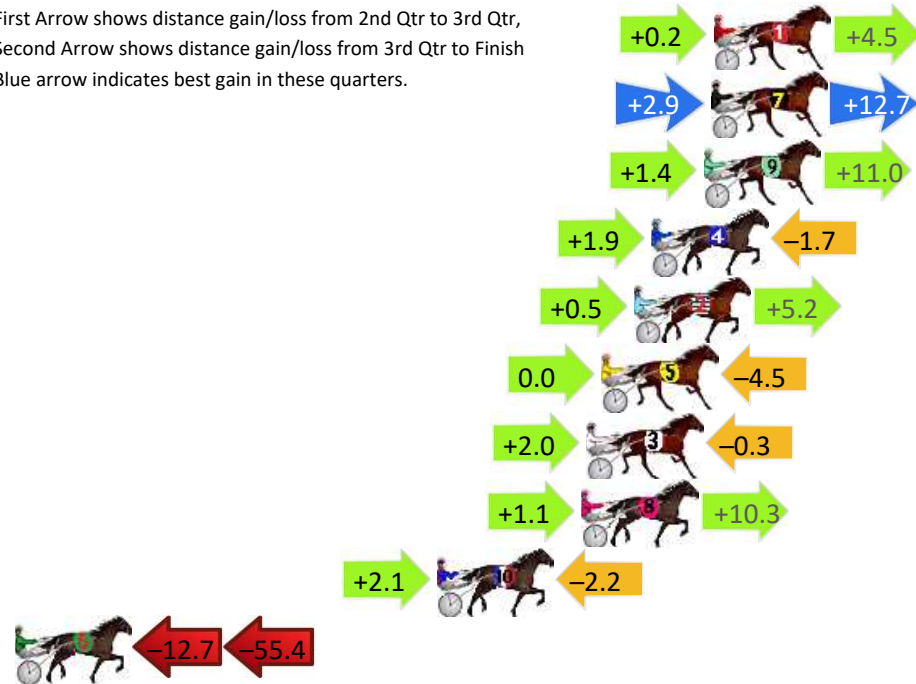
Gross Time: 2:04.30 MileRate: 1:55.70 LeadTime: 8.40s First Qtr: 27.40s Second Qtr: 30.80s Third Qtr: 28.90s Fourth Qtr: 28.80s

DATA TABLE: 800 / 400 Posi's are position from leader and (how wide the horse was at that position)

No	Horse	Plc	Mar	800 Posi	400 Posi	Time	3rd Qtr	4th Qt
1	THE ROGUE I AM	1	0.0m	4.7m (0)	4.5m (0)	2:04.30	28.88s	28.48s
7	SHAZADELE	2	0.1m	15.7m (1)	12.8m (2)	2:04.31	28.69s	27.89s
9	PRINCESS BALLERINA	3	0.4m	12.8m (0)	11.4m (1)	2:04.33	28.80s	28.01s
4	LUCKY PUNT	4	2.5m	2.7m (1)	0.8m (1)	2:04.49	28.77s	28.93s
2	LOVE A BELLE	5	3.2m	8.9m (0)	8.4m (0)	2:04.54	28.86s	28.44s
5	STARLIGHT SASS	6	4.5m	0.0m (0)	0.0m (0)	2:04.64	28.90s	29.14s
3	DOLLY ROCKET	7	5.1m	6.8m (1)	4.8m (1)	2:04.69	28.75s	28.85s
8	SMOOTH CHAKRA	8	5.3m	16.7m (0)	15.6m (0)	2:04.70	28.82s	28.08s
10	ALWAYS ADORNED	9	11.1m	11.0m (1)	8.9m (2)	2:05.14	28.75s	29.00s
6	FAKE FRIENDS	10	166.1m	98.0m (0)	110.7m (0)	2:16.86	29.80s	33.42s

## Finish Position and metres gained

First Arrow shows distance gain/loss from 2nd Qtr to 3rd Qtr, Second Arrow shows distance gain/loss from 3rd Qtr to Finish  
Blue arrow indicates best gain in these quarters.



# Bathurst Race 7 Distance 2260m

Wednesday, 13 May 2026

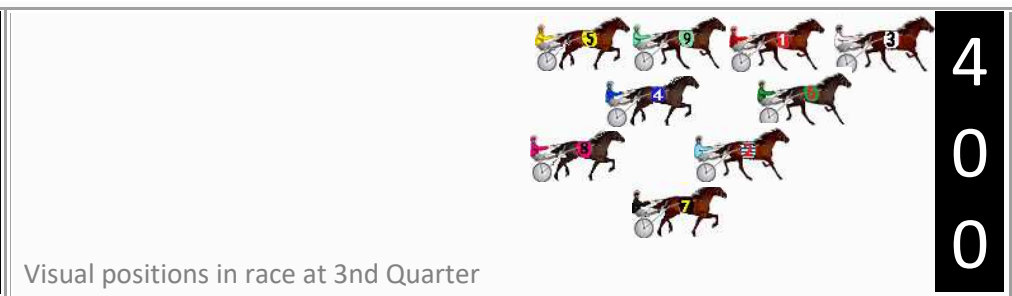

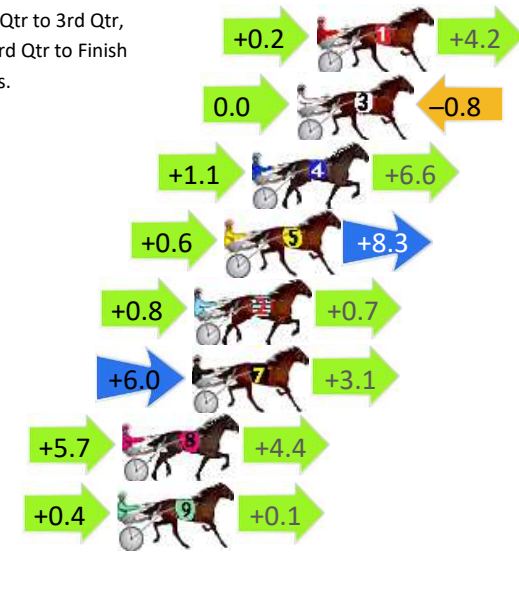
Gross Time: 2:45.60 MileRate: 1:57.90 LeadTime: 47.00s First Qtr: 31.00s Second Qtr: 29.70s Third Qtr: 29.40s Fourth Qtr: 28.50s

DATA TABLE: 800 / 400 Posi's are position from leader and (how wide the horse was at that position)

No	Horse	Plc	Mar	800 Posi	400 Posi	Time	3rd Qtr	4th Qt
1	MAC THUNDER	1	0.0m	4.4m (0)	4.2m (0)	2:45.60	29.38s	28.20s
3	BOHEMIAN BRAWLER	2	0.8m	0.0m (0)	0.0m (0)	2:45.66	29.40s	28.56s
4	ART OF TERROR	3	2.6m	10.3m (1)	9.2m (1)	2:45.79	29.31s	28.03s
5	MAMMALS GIRL	4	3.7m	12.6m (0)	12.0m (0)	2:45.88	29.34s	27.92s
2	ROCKIN IN PARADISE	5	4.9m	6.4m (1)	5.6m (2)	2:45.97	29.33s	28.47s
7	PAS DE CHEVAL	6	5.0m	14.1m (1)	8.1m (3)	2:45.97	28.95s	28.29s
8	BETTORS HOPE	7	7.8m	17.9m (1)	12.2m (2)	2:46.18	28.97s	28.20s
9	IM DESIRABLE	8	8.0m	8.5m (0)	8.1m (0)	2:46.20	29.36s	28.52s
6	ITS DOWN TO DIGGER	9	25.3m	2.1m (1)	3.1m (1)	2:47.49	29.47s	30.17s

## Finish Position and metres gained

First Arrow shows distance gain/loss from 2nd Qtr to 3rd Qtr, Second Arrow shows distance gain/loss from 3rd Qtr to Finish  
Blue arrow indicates best gain in these quarters.



# Bathurst Race 8 Distance 1730m

Wednesday, 13 May 2026

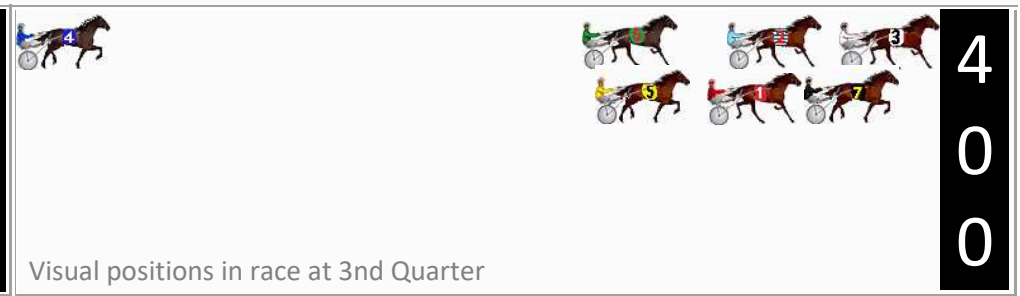

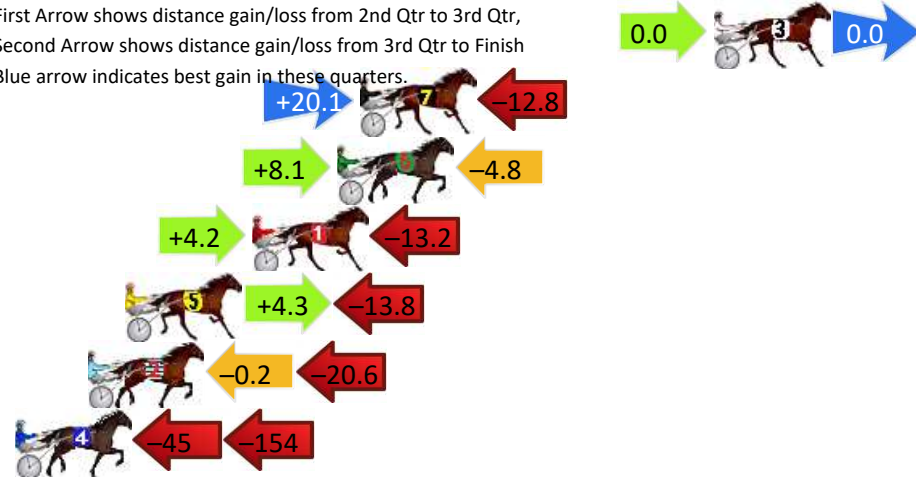
Gross Time: 2:06.10 MileRate: 1:57.30 LeadTime: 8.40s First Qtr: 29.50s Second Qtr: 30.50s Third Qtr: 29.70s Fourth Qtr: 28.00s

DATA TABLE: 800 / 400 Posi's are position from leader and (how wide the horse was at that position)

NoHorse	Plc	Mar	800 Posi	400 Posi	Time	3rd Qtr	4th Qt
3 WALLABY WAY	1	0.0m	0.0m (0)	0.0m (0)	2:06.10	29.70s	28.00s
7 TULHURST IRIS	2	14.2m	21.5m (1)	1.4m (1)	2:07.15	28.21s	28.95s
6 LUCKY GIRL	3	15.1m	18.4m (0)	10.3m (0)	2:07.21	29.08s	28.37s
1 HARBOUR VIEW	4	18.5m	9.5m (0)	5.3m (1)	2:07.46	29.38s	28.98s
5 SURPRISE ARRIVAL	5	23.6m	14.1m (0)	9.8m (1)	2:07.84	29.36s	29.04s
2 LUCKY JESS	6	25.1m	4.3m (0)	4.5m (0)	2:07.95	29.70s	29.53s
4 AUNTY MEL	7	457.6m	260.3m (0)	304.5m (0)	2:39.78	32.32s	39.84s

## Finish Position and metres gained

First Arrow shows distance gain/loss from 2nd Qtr to 3rd Qtr, Second Arrow shows distance gain/loss from 3rd Qtr to Finish Blue arrow indicates best gain in these quarters.



# Bathurst Race 9 Distance 1730m

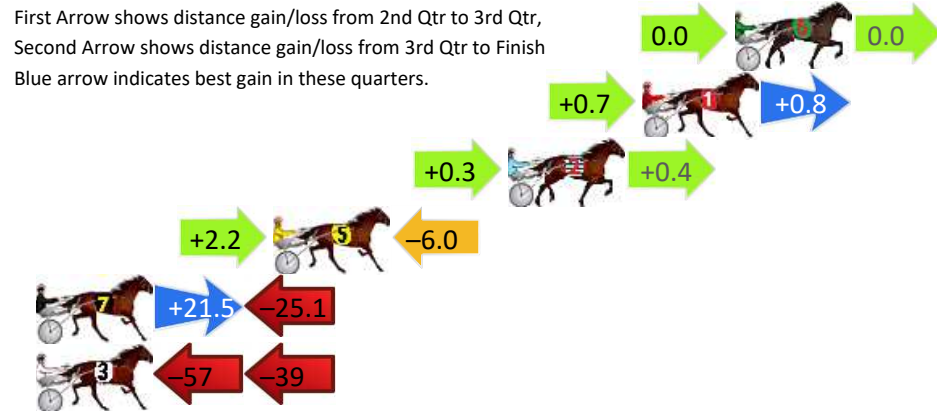
Wednesday, 13 May 2026

Gross Time: 2:06.50 MileRate: 1:57.70 LeadTime: 8.20s First Qtr: 28.50s Second Qtr: 31.90s Third Qtr: 29.50s Fourth Qtr: 28.40s

DATA TABLE: 800 / 400 Posi's are position from leader and (how wide the horse was at that position)

NoHorse	Plc	Mar	800 Posi	400 Posi	Time	3rd Qtr	4th Qt
6 THE MYTEE DUCK	1	0.0m	0.0m (0)	0.0m (0)	2:06.50	29.50s	28.40s
1 KARINYA JEE	2	3.7m	5.2m (0)	4.5m (0)	2:06.78	29.44s	28.36s
2 STARBASE	3	9.1m	9.8m (0)	9.5m (0)	2:07.18	29.46s	28.40s
5 MISTER MANFREDI	4	18.5m	14.7m (0)	12.5m (1)	2:07.88	29.32s	28.88s
7 CUT OF THE CASH	5	28.2m	24.6m (0)	3.1m (1)	2:08.60	27.92s	30.28s
3 CONCITOYEN	6	114.6m	19.6m (0)	76.2m (0)	2:15.05	33.54s	31.47s

## Finish Position and metres gained



800

Visual positions in race at 2nd Quarter



400

Visual positions in race at 3rd Quarter



# Bathurst Race 10 Distance 1730m

Wednesday, 13 May 2026

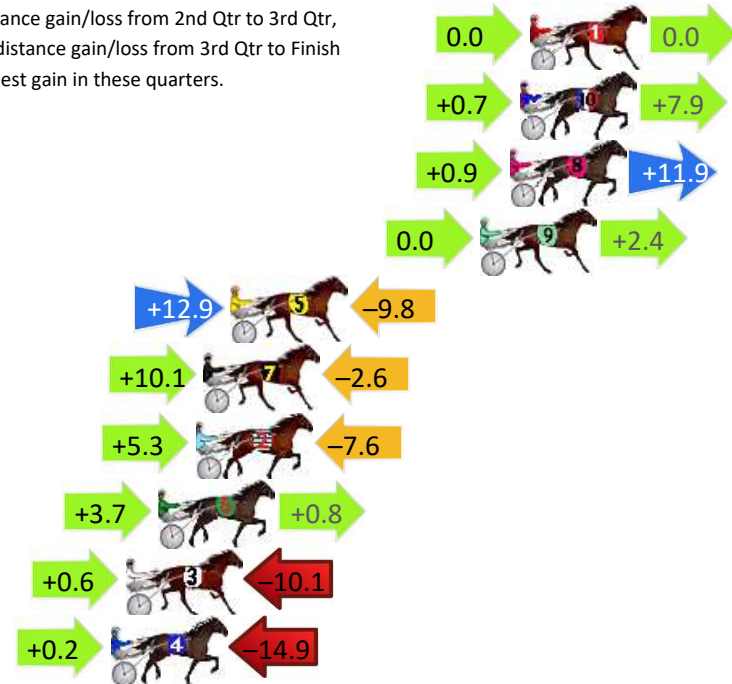
Gross Time: 2:08.60 MileRate: 1:59.70 LeadTime: 8.20s First Qtr: 30.00s Second Qtr: 32.00s Third Qtr: 29.50s Fourth Qtr: 28.90s

DATA TABLE: 800 / 400 Posi's are position from leader and (how wide the horse was at that position)

No	Horse	Plc	Mar	800 Posi	400 Posi	Time	3rd Qtr	4th Qt
1	STUDLEIGH TITANIUM	1	0.0m	0.0m (0)	0.0m (0)	2:08.60	29.50s	28.90s
10	BOPPER	2	0.4m	9.0m (0)	8.3m (0)	2:08.63	29.44s	28.33s
8	ROWLEY MINT	3	0.8m	13.6m (0)	12.7m (0)	2:08.66	29.42s	28.04s
9	HERESHOPINGSHAN NON	4	2.0m	4.4m (0)	4.4m (0)	2:08.75	29.50s	28.73s
5	BOOMER SHANNON	5	12.0m	15.1m (1)	2.2m (2)	2:09.51	28.55s	29.65s
7	REDEMPTION MISS	6	13.1m	20.6m (1)	10.5m (2)	2:09.59	28.75s	29.13s
2	SONNY WRITER	7	13.4m	11.1m (1)	5.8m (1)	2:09.62	29.11s	29.50s
6	VINNIE BEE	8	14.9m	19.4m (0)	15.7m (1)	2:09.73	29.22s	28.89s
3	ONEDARKKNIGHT	9	16.2m	6.7m (1)	6.1m (2)	2:09.83	29.45s	29.69s
4	FREE DELIVERY	10	16.8m	2.1m (1)	1.9m (1)	2:09.87	29.49s	30.03s

## Finish Position and metres gained

First Arrow shows distance gain/loss from 2nd Qtr to 3rd Qtr, Second Arrow shows distance gain/loss from 3rd Qtr to Finish  
Blue arrow indicates best gain in these quarters.



800

Visual positions in race at 2nd Quarter



400

Visual positions in race at 3rd Quarter

