

# Menangle Race 1 Distance 2300m

Thursday, 14 May 2026



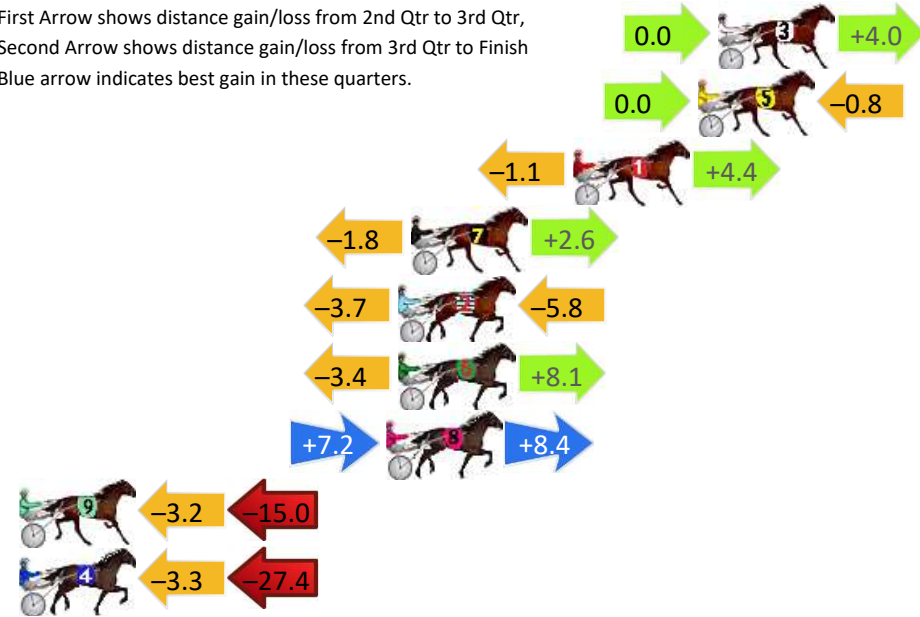
Gross Time: 2:46.60 MileRate: 1:56.60 LeadTime: 50.70s First Qtr: 29.80s Second Qtr: 29.10s Third Qtr: 28.20s Fourth Qtr: 28.80s

DATA TABLE: 800 / 400 Posi's are position from leader and (how wide the horse was at that position)

| No | Horse            | Plc | Mar   | 800 Posi  | 400 Posi  | Time    | 3rd Qtr | 4th Qt |
|----|------------------|-----|-------|-----------|-----------|---------|---------|--------|
| 3  | ULTIMATE EMPIRE  | 1   | 0.0m  | 4.0m (0)  | 4.0m (0)  | 2:46.60 | 28.20s  | 28.52s |
| 5  | GOODTIME BRAVO   | 2   | 0.8m  | 0.0m (0)  | 0.0m (0)  | 2:46.66 | 28.20s  | 28.86s |
| 1  | NEVERTOOLATE     | 3   | 5.8m  | 9.1m (0)  | 10.2m (0) | 2:47.04 | 28.28s  | 28.52s |
| 7  | UPSTREAM         | 4   | 12.3m | 13.1m (0) | 14.9m (1) | 2:47.53 | 28.33s  | 28.68s |
| 2  | GREY CADILLAC    | 5   | 12.8m | 3.3m (1)  | 7.0m (1)  | 2:47.57 | 28.47s  | 29.27s |
| 6  | LEAVE IT TO LUCY | 6   | 12.8m | 17.5m (1) | 20.9m (3) | 2:47.57 | 28.45s  | 28.29s |
| 8  | GIMME A REASON   | 7   | 13.3m | 28.9m (1) | 21.7m (1) | 2:47.61 | 27.71s  | 28.27s |
| 9  | PETES BIG JIM    | 8   | 31.2m | 13.0m (1) | 16.2m (2) | 2:48.96 | 28.44s  | 30.01s |
| 4  | PAPA JOE         | 9   | 39.7m | 9.0m (1)  | 12.3m (2) | 2:49.60 | 28.44s  | 30.93s |

## Finish Position and metres gained

First Arrow shows distance gain/loss from 2nd Qtr to 3rd Qtr, Second Arrow shows distance gain/loss from 3rd Qtr to Finish  
Blue arrow indicates best gain in these quarters.



# Menangle Race 2 Distance 1609m

Thursday, 14 May 2026




Gross Time: 1:52.70 MileRate: 1:52.70 LeadTime: 0.00s First Qtr: 27.70s Second Qtr: 28.90s Third Qtr: 27.90s Fourth Qtr: 28.20s

DATA TABLE: 800 / 400 Posi's are position from leader and (how wide the horse was at that position)

| No | Horse             | Plc | Mar   | 800 Posi  | 400 Posi  | Time    | 3rd Qtr | 4th Qt |
|----|-------------------|-----|-------|-----------|-----------|---------|---------|--------|
| 9  | WHERE'S MY REASON | 1   | 0.0m  | 11.9m (1) | 12.5m (2) | 1:52.70 | 27.94s  | 27.33s |
| 10 | CAPTAINS DELIGHT  | 2   | 1.8m  | 8.4m (0)  | 8.9m (0)  | 1:52.83 | 27.94s  | 27.71s |
| 5  | SAN SEBASTIAN     | 3   | 1.9m  | 3.3m (1)  | 1.4m (1)  | 1:52.84 | 27.77s  | 28.25s |
| 1  | SO CAN EYE        | 4   | 2.2m  | 4.3m (0)  | 4.6m (0)  | 1:52.86 | 27.92s  | 28.04s |
| 4  | THREETWONINE      | 5   | 4.7m  | 12.7m (0) | 12.9m (0) | 1:53.05 | 27.92s  | 27.65s |
| 6  | SEASIDE DRIVE     | 6   | 7.9m  | 16.4m (0) | 17.2m (0) | 1:53.29 | 27.96s  | 27.59s |
| 2  | SENTOSAR          | 7   | 8.7m  | 0.0m (0)  | 0.0m (0)  | 1:53.34 | 27.90s  | 28.84s |
| 3  | TARAS TEMPTATION  | 8   | 12.4m | 7.6m (1)  | 8.5m (1)  | 1:53.62 | 27.97s  | 28.52s |
| 11 | CHEVAL TIGER      | 9   | 13.4m | 23.7m (0) | 22.4m (0) | 1:53.69 | 27.82s  | 27.63s |
| 8  | CLASSIC CHIP      | 10  | 21.6m | 16.0m (1) | 16.3m (1) | 1:54.30 | 27.93s  | 28.67s |

## Finish Position and metres gained

First Arrow shows distance gain/loss from 2nd Qtr to 3rd Qtr, Second Arrow shows distance gain/loss from 3rd Qtr to Finish. Blue arrow indicates best gain in these quarters.



# Menangle Race 3 Distance 1609m

Thursday, 14 May 2026


Gross Time: 1:52.70 MileRate: 1:52.70 LeadTime: 0.00s First Qtr: 26.50s Second Qtr: 29.20s Third Qtr: 28.20s Fourth Qtr: 28.80s

DATA TABLE: 800 / 400 Posi's are position from leader and (how wide the horse was at that position)

| No | Horse             | Plc | Mar   | 800 Posi  | 400 Posi  | Time    | 3rd Qtr | 4th Qt |
|----|-------------------|-----|-------|-----------|-----------|---------|---------|--------|
| 9  | STARTIN TO GOGH   | 1   | 0.0m  | 14.7m (1) | 15.6m (2) | 1:52.70 | 28.28s  | 27.69s |
| 5  | ULTIMATE WEAPON   | 2   | 1.1m  | 5.8m (1)  | 6.4m (1)  | 1:52.78 | 28.25s  | 28.43s |
| 10 | NOTHINGBUTWAVES   | 3   | 2.4m  | 19.2m (1) | 19.6m (2) | 1:52.88 | 28.24s  | 27.59s |
| 8  | SHARK DANCER      | 4   | 3.3m  | 9.8m (1)  | 10.4m (1) | 1:52.95 | 28.25s  | 28.32s |
| 3  | CHARLIES ACE      | 5   | 12.0m | 4.6m (0)  | 4.5m (0)  | 1:53.61 | 28.20s  | 29.39s |
| 6  | WINGMAN LOU       | 6   | 16.5m | 1.6m (1)  | 1.9m (1)  | 1:53.95 | 28.23s  | 29.91s |
| 1  | BOULEVARDOFDREAMS | 7   | 16.9m | 0.0m (0)  | 0.0m (0)  | 1:53.98 | 28.20s  | 30.08s |
| 7  | DOWN WARD DOG     | 8   | 18.3m | 8.6m (0)  | 9.0m (0)  | 1:54.08 | 28.24s  | 29.54s |

## Finish Position and metres gained

First Arrow shows distance gain/loss from 2nd Qtr to 3rd Qtr, Second Arrow shows distance gain/loss from 3rd Qtr to Finish. Blue arrow indicates best gain in these quarters.



800

Visual positions in race at 2nd Quarter



400

Visual positions in race at 3rd Quarter

# Menangle Race 4 Distance 2300m

Thursday, 14 May 2026


Gross Time: 2:47.00 MileRate: 1:56.80 LeadTime: 51.70s First Qtr: 30.30s Second Qtr: 29.00s Third Qtr: 28.10s Fourth Qtr: 27.90s

DATA TABLE: 800 / 400 Posi's are position from leader and (how wide the horse was at that position)

| No | Horse            | Plc | Mar   | 800 Posi  | 400 Posi  | Time    | 3rd Qtr | 4th Qt |
|----|------------------|-----|-------|-----------|-----------|---------|---------|--------|
| 2  | HAPPY TOO YA     | 1   | 0.0m  | 0.0m (0)  | 0.0m (0)  | 2:47.00 | 28.10s  | 27.90s |
| 7  | CAPTAIN BART     | 2   | 5.6m  | 13.5m (0) | 17.2m (0) | 2:47.41 | 28.36s  | 27.11s |
| 9  | ONE FOR THE RODI | 3   | 6.2m  | 17.8m (0) | 21.3m (0) | 2:47.45 | 28.34s  | 26.87s |
| 4  | CAPTAIN RITCHIE  | 4   | 7.1m  | 2.7m (1)  | 3.1m (1)  | 2:47.52 | 28.13s  | 28.21s |
| 10 | ROCKNROLL GIG    | 5   | 7.3m  | 14.7m (1) | 17.1m (2) | 2:47.54 | 28.26s  | 27.25s |
| 5  | GIVE ME A MINUTE | 6   | 12.9m | 4.3m (0)  | 4.6m (0)  | 2:47.95 | 28.12s  | 28.53s |
| 3  | FLO RYDA         | 7   | 14.6m | 7.0m (1)  | 8.6m (0)  | 2:48.07 | 28.21s  | 28.37s |
| 8  | REFUSAL          | 8   | 15.3m | 11.0m (1) | 12.3m (1) | 2:48.12 | 28.19s  | 28.17s |
| 1  | ARK ALERT        | 9   | 19.4m | 9.2m (0)  | 13.5m (0) | 2:48.42 | 28.40s  | 28.38s |
| 6  | MON SOLEIL       | 10  | 37.6m | 18.7m (1) | 20.0m (1) | 2:49.76 | 28.19s  | 29.26s |

## Finish Position and metres gained

First Arrow shows distance gain/loss from 2nd Qtr to 3rd Qtr, Second Arrow shows distance gain/loss from 3rd Qtr to Finish  
Blue arrow indicates best gain in these quarters.



800

Visual positions in race at 2nd Quarter



400

Visual positions in race at 3rd Quarter



# Menangle Race 5 Distance 1609m

Thursday, 14 May 2026

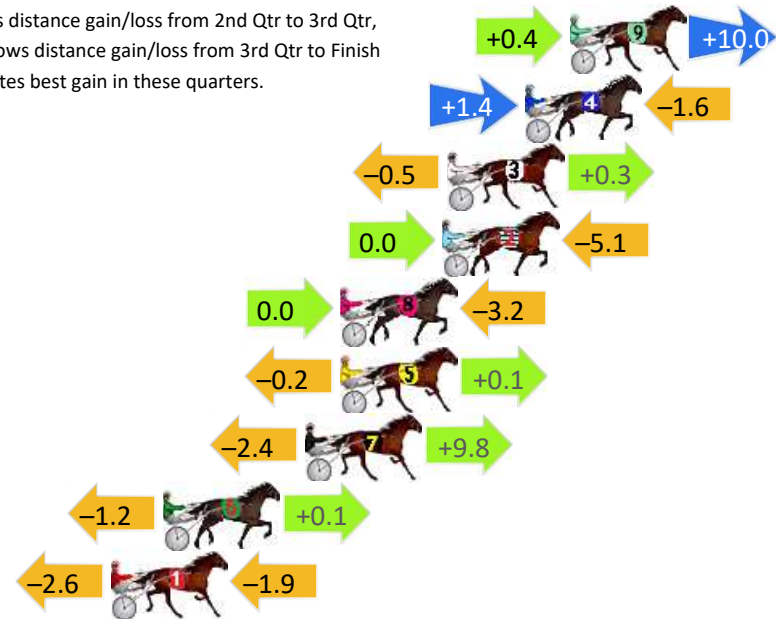
Gross Time: 1:52.10 MileRate: 1:52.10 LeadTime: 0.00s First Qtr: 27.20s Second Qtr: 29.20s Third Qtr: 27.30s Fourth Qtr: 28.40s

DATA TABLE: 800 / 400 Posi's are position from leader and (how wide the horse was at that position)

| NoHorse             | Plc | Mar   | 800 Posi  | 400 Posi  | Time    | 3rd Qtr | 4th Qt |
|---------------------|-----|-------|-----------|-----------|---------|---------|--------|
| 9 CASSIUS DECK      | 1   | 0.0m  | 10.4m (1) | 10.0m (1) | 1:52.10 | 27.29s  | 27.71s |
| 4 I BET YOU         | 2   | 1.8m  | 1.6m (1)  | 0.2m (1)  | 1:52.23 | 27.21s  | 28.52s |
| 3 FIRE FOX          | 3   | 4.9m  | 4.7m (0)  | 5.2m (0)  | 1:52.47 | 27.34s  | 28.41s |
| 2 MAJOR ICON        | 4   | 5.1m  | 0.0m (0)  | 0.0m (0)  | 1:52.48 | 27.30s  | 28.78s |
| 8 PROMISING         | 5   | 9.2m  | 6.0m (1)  | 6.0m (1)  | 1:52.79 | 27.31s  | 28.67s |
| 5 THE GREEK GENERAL | 6   | 9.2m  | 9.1m (0)  | 9.3m (0)  | 1:52.79 | 27.32s  | 28.45s |
| 7 MICK DANGER       | 7   | 10.6m | 18.0m (0) | 20.4m (1) | 1:52.89 | 27.49s  | 27.78s |
| 6 KING TIGER        | 8   | 16.3m | 15.2m (1) | 16.4m (1) | 1:53.32 | 27.41s  | 28.48s |
| 1 SMOKESCREEN       | 9   | 18.4m | 13.9m (0) | 16.5m (0) | 1:53.47 | 27.50s  | 28.63s |

## Finish Position and metres gained

First Arrow shows distance gain/loss from 2nd Qtr to 3rd Qtr, Second Arrow shows distance gain/loss from 3rd Qtr to Finish Blue arrow indicates best gain in these quarters.



800

Visual positions in race at 2nd Quarter



400

Visual positions in race at 3rd Quarter



# Menangle Race 6 Distance 1609m

Thursday, 14 May 2026

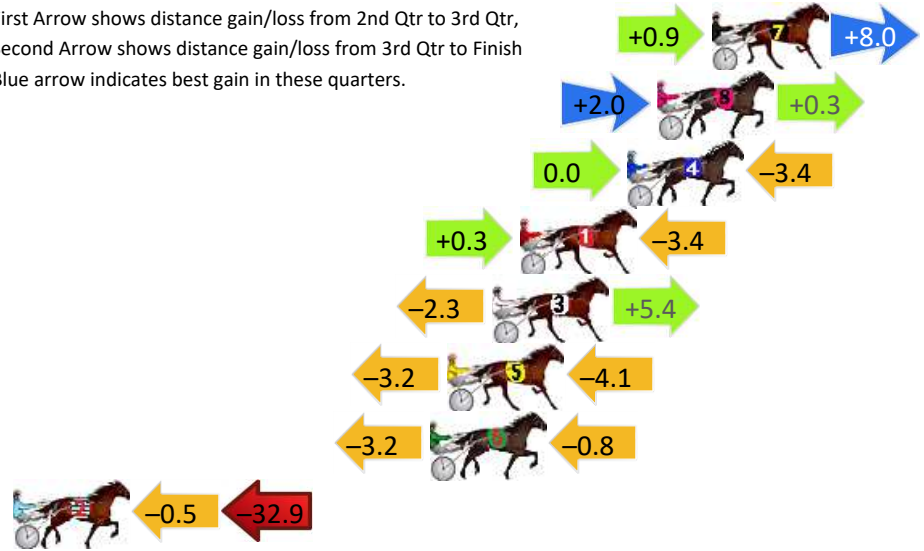
Gross Time: 1:53.60 MileRate: 1:53.60 LeadTime: 0.00s First Qtr: 27.10s Second Qtr: 30.30s Third Qtr: 28.00s Fourth Qtr: 28.20s

DATA TABLE: 800 / 400 Posi's are position from leader and (how wide the horse was at that position)

| No | Horse           | Plc | Mar   | 800 Posi  | 400 Posi  | Time    | 3rd Qtr | 4th Qt |
|----|-----------------|-----|-------|-----------|-----------|---------|---------|--------|
| 7  | BETTINE         | 1   | 0.0m  | 8.9m (0)  | 8.0m (0)  | 1:53.60 | 27.94s  | 27.64s |
| 8  | WHERE BACK      | 2   | 2.2m  | 4.5m (2)  | 2.5m (1)  | 1:53.76 | 27.86s  | 28.19s |
| 4  | ELEGANT STRIDE  | 3   | 3.4m  | 0.0m (0)  | 0.0m (0)  | 1:53.85 | 28.00s  | 28.45s |
| 1  | TIGERLICIOUS    | 4   | 7.7m  | 4.6m (0)  | 4.3m (0)  | 1:54.17 | 27.98s  | 28.47s |
| 3  | EYEKNOW         | 5   | 8.8m  | 11.9m (1) | 14.2m (1) | 1:54.25 | 28.17s  | 27.86s |
| 5  | HEAVENLY REASON | 6   | 10.6m | 3.3m (1)  | 6.5m (1)  | 1:54.39 | 28.23s  | 28.53s |
| 6  | SHEVCHENKO      | 7   | 11.3m | 7.3m (1)  | 10.5m (1) | 1:54.44 | 28.23s  | 28.30s |
| 2  | ELLY LOU        | 8   | 47.2m | 13.8m (0) | 14.3m (0) | 1:57.10 | 28.04s  | 30.70s |

## Finish Position and metres gained

First Arrow shows distance gain/loss from 2nd Qtr to 3rd Qtr, Second Arrow shows distance gain/loss from 3rd Qtr to Finish  
Blue arrow indicates best gain in these quarters.



8  
0  
0

Visual positions in race at 2nd Quarter



4  
0  
0

Visual positions in race at 3rd Quarter



# Menangle Race 7 Distance 1609m

Thursday, 14 May 2026


Gross Time: 1:54.40 MileRate: 1:54.40 LeadTime: 0.00s First Qtr: 27.50s Second Qtr: 29.40s Third Qtr: 29.20s Fourth Qtr: 28.30s

DATA TABLE: 800 / 400 Posi's are position from leader and (how wide the horse was at that position)

| No | Horse              | Plc | Mar   | 800 Posi  | 400 Posi  | Time    | 3rd Qtr | 4th Qt |
|----|--------------------|-----|-------|-----------|-----------|---------|---------|--------|
| 10 | DAVOLAS LEGACY     | 1   | 0.0m  | 12.0m (1) | 9.7m (1)  | 1:54.40 | 29.03s  | 27.61s |
| 5  | OUR ULTIMATE LAYLA | 2   | 3.4m  | 20.2m (1) | 14.4m (2) | 1:54.65 | 28.76s  | 27.52s |
| 8  | TIGER EUPHEME      | 3   | 5.8m  | 7.8m (1)  | 5.8m (1)  | 1:54.83 | 29.05s  | 28.32s |
| 6  | ROCKSIE ROCK       | 4   | 9.4m  | 16.4m (1) | 13.4m (1) | 1:55.10 | 28.97s  | 28.04s |
| 9  | IMA SHINKANSEN     | 5   | 10.1m | 16.0m (0) | 17.1m (0) | 1:55.15 | 29.26s  | 27.83s |
| 3  | MICTON MOUSE       | 6   | 12.9m | 3.9m (0)  | 5.0m (0)  | 1:55.36 | 29.28s  | 28.90s |
| 7  | KING COREY         | 7   | 13.1m | 8.3m (0)  | 9.0m (0)  | 1:55.37 | 29.24s  | 28.63s |
| 4  | SAPPHIRESNDIAMONDS | 8   | 17.1m | 3.7m (1)  | 0.2m (1)  | 1:55.67 | 28.95s  | 29.56s |
| 2  | LADY DELORIS       | 9   | 17.9m | 12.1m (0) | 13.4m (0) | 1:55.73 | 29.28s  | 28.67s |
| 1  | BEV THE GOAT       | 10  | 28.2m | 0.0m (0)  | 0.0m (0)  | 1:56.50 | 29.20s  | 30.40s |

## Finish Position and metres gained

First Arrow shows distance gain/loss from 2nd Qtr to 3rd Qtr, Second Arrow shows distance gain/loss from 3rd Qtr to Finish  
Blue arrow indicates best gain in these quarters.



800

Visual positions in race at 2nd Quarter



400

Visual positions in race at 3rd Quarter



# Menangle Race 8 Distance 1609m

Thursday, 14 May 2026



Gross Time: 1:56.50 MileRate: 1:56.50 LeadTime: 0.00s First Qtr: 28.10s Second Qtr: 31.50s Third Qtr: 27.60s Fourth Qtr: 29.30s

DATA TABLE: 800 / 400 Posi's are position from leader and (how wide the horse was at that position)

| No | Horse              | Plc | Mar   | 800 Posi  | 400 Posi  | Time    | 3rd Qtr | 4th Qt |
|----|--------------------|-----|-------|-----------|-----------|---------|---------|--------|
| 3  | JOHNNY TANG        | 1   | 0.0m  | 6.9m (1)  | 4.0m (1)  | 1:56.50 | 27.41s  | 29.02s |
| 5  | TOMMYS LUCK        | 2   | 0.4m  | 0.0m (2)  | 4.2m (2)  | 1:56.53 | 27.89s  | 29.04s |
| 4  | ROCKET RALPH       | 3   | 2.3m  | 1.6m (1)  | 0.0m (1)  | 1:56.68 | 27.49s  | 29.48s |
| 7  | COULDN'T CATCH HIM | 4   | 2.3m  | 11.6m (1) | 8.7m (2)  | 1:56.68 | 27.42s  | 28.86s |
| 1  | LOUS PROMISE       | 5   | 3.8m  | 0.7m (0)  | 0.1m (0)  | 1:56.79 | 27.56s  | 29.59s |
| 2  | KELLYS COLOURS     | 6   | 6.3m  | 7.1m (0)  | 4.3m (0)  | 1:56.98 | 27.42s  | 29.48s |
| 9  | BLUE COLLAR BOY    | 7   | 25.6m | 19.1m (1) | 20.7m (0) | 1:58.47 | 27.75s  | 29.80s |
| 6  | ADIRADIVA          | 8   | 37.8m | 21.6m (0) | 38.5m (1) | 1:59.40 | 28.84s  | 29.48s |
| 8  | CALL ME GRINGO     | 9   | 81.1m | 16.1m (0) | 36.6m (0) | 2:02.73 | 29.08s  | 32.95s |

## Finish Position and metres gained

First Arrow shows distance gain/loss from 2nd Qtr to 3rd Qtr, Second Arrow shows distance gain/loss from 3rd Qtr to Finish. Blue arrow indicates best gain in these quarters.



800

Visual positions in race at 2nd Quarter



400

Visual positions in race at 3rd Quarter

