

# Newcastle Race 1 Distance 1609m


Friday, 15 May 2026

Gross Time: 1:53.00 MileRate: 1:53.00 LeadTime: 0.00s First Qtr: 27.10s Second Qtr: 29.60s Third Qtr: 27.60s Fourth Qtr: 28.70s

DATA TABLE: 800 / 400 Posi's are position from leader and (how wide the horse was at that position)

NoHorse	Plc	Mar	800 Posi	400 Posi	Time	3rd Qtr	4th Qt
2 THIS IS HEAVEN	1	0.0m	0.0m (0)	0.0m (0)	1:53.00	27.60s	28.70s
7 LACHIES GAMBLE	2	10.8m	4.7m (0)	4.6m (0)	1:53.81	27.60s	29.19s
1 ADDOCAR	3	13.6m	12.8m (0)	14.6m (0)	1:54.02	27.74s	28.70s
6 JILLIBY AMIGO	4	14.6m	11.4m (1)	8.0m (1)	1:54.10	27.38s	29.24s
4 BETWEEN DECKS	5	14.8m	8.8m (0)	9.2m (0)	1:54.12	27.64s	29.18s
5 CONCILIATE	6	17.2m	6.1m (1)	3.4m (1)	1:54.30	27.42s	29.76s
8 MAYWYNS MIGHTY MAC	7	20.2m	15.8m (1)	12.9m (1)	1:54.52	27.42s	29.32s
3 COOINDALAI	8	30.2m	17.5m (0)	20.3m (0)	1:55.28	27.82s	29.56s

## Finish Position and metres gained



8  
0  
0

Visual positions in race at 2nd Quarter



4  
0  
0

Visual positions in race at 3rd Quarter



# Newcastle Race 2 Distance 1609m

Friday, 15 May 2026


Gross Time: 1:53.50 MileRate: 1:53.50 LeadTime: 0.00s First Qtr: 27.80s Second Qtr: 28.00s Third Qtr: 27.80s Fourth Qtr: 29.90s

DATA TABLE: 800 / 400 Posi's are position from leader and (how wide the horse was at that position)

No	Horse	Plc	Mar	800 Posi	400 Posi	Time	3rd Qtr	4th Qt
9	LOCHINVAR MARCELLO	1	0.0m	15.9m (1)	12.3m (2)	1:53.50	27.58s	29.02s
2	COMPLETE STRANGER	2	2.0m	0.0m (0)	0.0m (0)	1:53.66	27.80s	30.06s
1	LINE OF COURAGE	3	3.1m	4.6m (0)	4.5m (0)	1:53.74	27.80s	29.82s
3	CENT FOR PLEASURE	4	4.2m	21.4m (1)	17.0m (1)	1:53.83	27.54s	29.01s
6	LEWIE KELLY	5	5.6m	6.7m (1)	4.5m (2)	1:53.94	27.66s	30.02s
7	BELIEVE IN CARMER	6	9.3m	21.7m (0)	13.4m (0)	1:54.23	27.26s	29.67s
5	CANTPLZA MALTEEZA	7	10.6m	11.3m (1)	10.0m (1)	1:54.33	27.74s	30.01s
4	MAJOR AUSTIN	8	31.3m	10.4m (0)	9.5m (0)	1:55.95	27.76s	31.67s
10	OZZIE PEARL	9	37.8m	2.6m (1)	4.2m (1)	1:56.46	27.92s	32.56s

## Finish Position and metres gained

First Arrow shows distance gain/loss from 2nd Qtr to 3rd Qtr, Second Arrow shows distance gain/loss from 3rd Qtr to Finish  
Blue arrow indicates best gain in these quarters.



800

Visual positions in race at 2nd Quarter



400

Visual positions in race at 3rd Quarter



# Newcastle Race 3 Distance 1609m

Friday, 15 May 2026




Gross Time: 1:53.30 MileRate: 1:53.30 LeadTime: 0.00s First Qtr: 26.60s Second Qtr: 29.80s Third Qtr: 28.20s Fourth Qtr: 28.70s

DATA TABLE: 800 / 400 Posi's are position from leader and (how wide the horse was at that position)

No	Horse	Plc	Mar	800 Posi	400 Posi	Time	3rd Qtr	4th Qt
1	CARRAMAR OLAM	1	0.0m	4.6m (0)	4.8m (0)	1:53.30	28.22s	28.36s
5	SPIRIT KING	2	1.6m	11.1m (1)	9.6m (1)	1:53.42	28.10s	28.14s
2	ULTIMATE DIVA	3	3.1m	6.6m (1)	5.7m (1)	1:53.53	28.14s	28.53s
8	QUICKSHIFT GIRL	4	8.5m	15.1m (1)	13.9m (1)	1:53.94	28.12s	28.36s
4	HEZA DOOZIE	5	8.7m	17.7m (0)	16.7m (0)	1:53.96	28.14s	28.18s
10	FOX TROT	6	8.7m	14.0m (0)	12.5m (0)	1:53.96	28.10s	28.48s
7	PRINCESS MICKAYLA	7	9.1m	2.6m (1)	1.4m (1)	1:53.99	28.12s	29.29s
6	RICK REILLY	8	11.5m	0.0m (0)	0.0m (0)	1:54.17	28.20s	29.57s
9	MAJOR MICKEY	9	13.3m	9.1m (0)	8.5m (0)	1:54.30	28.16s	29.10s
3	THE CREEK	10	24.4m	28.0m (0)	32.2m (0)	1:55.14	28.52s	28.26s

## Finish Position and metres gained

First Arrow shows distance gain/loss from 2nd Qtr to 3rd Qtr, Second Arrow shows distance gain/loss from 3rd Qtr to Finish  
Blue arrow indicates best gain in these quarters.



# Newcastle Race 4 Distance 1609m

Friday, 15 May 2026

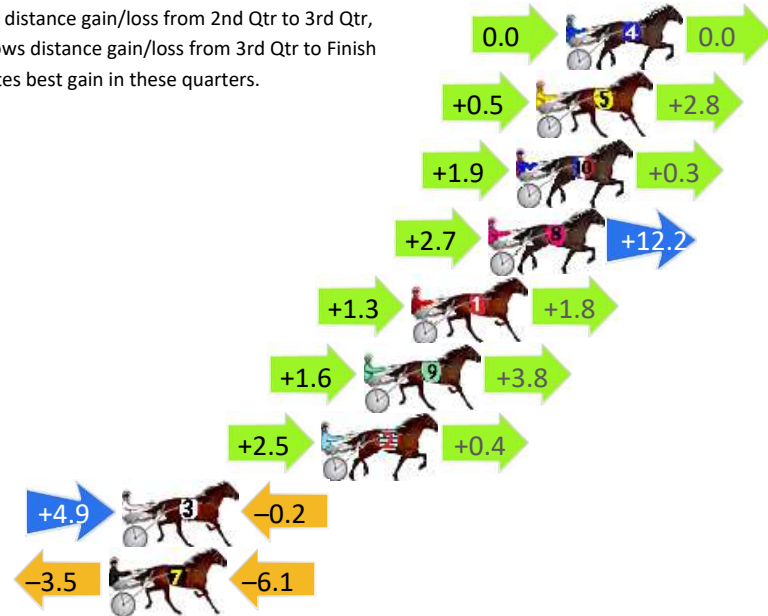
Gross Time: 1:57.40 MileRate: 1:57.40 LeadTime: 0.00s First Qtr: 29.00s Second Qtr: 31.70s Third Qtr: 28.60s Fourth Qtr: 28.10s

DATA TABLE: 800 / 400 Posi's are position from leader and (how wide the horse was at that position)

No	Horse	Plc	Mar	800 Posi	400 Posi	Time	3rd Qtr	4th Qt
4	KASBAH	1	0.0m	0.0m (0)	0.0m (0)	1:57.40	28.60s	28.10s
5	KIKI MEISTER	2	1.2m	4.5m (0)	4.0m (0)	1:57.49	28.56s	27.91s
10	DUTY OF CARE	3	2.0m	4.2m (1)	2.3m (1)	1:57.55	28.46s	28.09s
8	RADIANT AMBER	4	3.1m	18.0m (1)	15.3m (1)	1:57.63	28.40s	27.25s
1	HEEZ REASONABLE	5	6.2m	9.3m (0)	8.0m (0)	1:57.86	28.50s	28.00s
9	BETTERTHANFEDERER	6	8.1m	13.5m (0)	11.9m (0)	1:58.00	28.48s	27.86s
2	IRE OF THE DRAGON	7	9.8m	12.7m (1)	10.2m (1)	1:58.12	28.42s	28.10s
3	KARAOKE KING	8	17.8m	22.5m (1)	17.6m (2)	1:58.71	28.24s	28.17s
7	LITTLE DEMON	9	18.3m	8.7m (1)	12.2m (2)	1:58.75	28.84s	28.59s

## Finish Position and metres gained

First Arrow shows distance gain/loss from 2nd Qtr to 3rd Qtr, Second Arrow shows distance gain/loss from 3rd Qtr to Finish Blue arrow indicates best gain in these quarters.



800

Visual positions in race at 2nd Quarter



400

Visual positions in race at 3rd Quarter



# Newcastle Race 5 Distance 2030m

Friday, 15 May 2026


Gross Time: 2:23.30 MileRate: 1:53.60 LeadTime: 28.50s First Qtr: 29.30s Second Qtr: 28.30s Third Qtr: 28.30s Fourth Qtr: 28.90s

DATA TABLE: 800 / 400 Posi's are position from leader and (how wide the horse was at that position)

NoHorse	Plc	Mar	800 Posi	400 Posi	Time	3rd Qtr	4th Qt
3 DANCE WITH CARMER	1	0.0m	0.0m (0)	0.0m (0)	2:23.30	28.30s	28.90s
7 KANENA PROVLIMA	2	12.9m	6.8m (1)	5.9m (2)	2:24.28	28.24s	29.46s
9 LACEYS LAD	3	13.2m	14.2m (0)	14.9m (0)	2:24.30	28.36s	28.84s
4 METALLICA MAN	4	13.6m	6.3m (0)	6.2m (0)	2:24.33	28.30s	29.49s
1 LIGHT ME UP	5	17.7m	10.2m (0)	10.1m (0)	2:24.64	28.30s	29.52s
5 ARNIES ARMY	6	18.2m	17.1m (1)	15.8m (1)	2:24.68	28.22s	29.16s
8 MASTER CATCH	7	19.6m	3.1m (1)	7.3m (1)	2:24.79	28.60s	29.87s
2 GROSSO NASO	8	22.1m	12.2m (1)	11.8m (2)	2:24.98	28.28s	29.74s
6 ROCKTAGONAL	9	22.6m	18.2m (0)	18.9m (0)	2:25.01	28.36s	29.27s

## Finish Position and metres gained

First Arrow shows distance gain/loss from 2nd Qtr to 3rd Qtr, Second Arrow shows distance gain/loss from 3rd Qtr to Finish  
Blue arrow indicates best gain in these quarters.



800

Visual positions in race at 2nd Quarter



400

Visual positions in race at 3rd Quarter



# Newcastle Race 6 Distance 1609m

Friday, 15 May 2026


Gross Time: 1:54.30 MileRate: 1:54.30 LeadTime: 0.00s First Qtr: 26.80s Second Qtr: 31.40s Third Qtr: 27.80s Fourth Qtr: 28.30s

DATA TABLE: 800 / 400 Posi's are position from leader and (how wide the horse was at that position)

No	Horse	Plc	Mar	800 Posi	400 Posi	Time	3rd Qtr	4th Qt
2	LAST TIME JOE	1	0.0m	12.7m (1)	11.2m (1)	1:54.30	27.70s	27.52s
1	WALTER WARLOCK	2	2.9m	0.0m (0)	0.0m (0)	1:54.52	27.80s	28.52s
9	WHATABOYJACK	3	6.6m	8.7m (0)	8.6m (0)	1:54.79	27.80s	28.19s
6	OHWHATIWOULDGI VE	4	6.9m	7.8m (1)	7.5m (1)	1:54.81	27.78s	28.29s
8	LOCHINVAR JAG	5	7.8m	3.5m (1)	3.2m (1)	1:54.88	27.78s	28.66s
3	CAPTAIN GROOVE	6	10.0m	13.3m (0)	13.2m (0)	1:55.04	27.80s	28.12s
7	DIDSHEDOIT	7	10.3m	4.1m (0)	4.6m (0)	1:55.07	27.84s	28.75s
4	RACING PAULA	8	11.3m	18.2m (0)	18.1m (0)	1:55.14	27.80s	27.88s
5	PLAYA BLANCA	9	15.4m	17.4m (1)	15.5m (1)	1:55.45	27.68s	28.37s

## Finish Position and metres gained

First Arrow shows distance gain/loss from 2nd Qtr to 3rd Qtr, Second Arrow shows distance gain/loss from 3rd Qtr to Finish. Blue arrow indicates best gain in these quarters.



800

Visual positions in race at 2nd Quarter



400

Visual positions in race at 3rd Quarter



# Newcastle Race 7 Distance 1609m

Friday, 15 May 2026



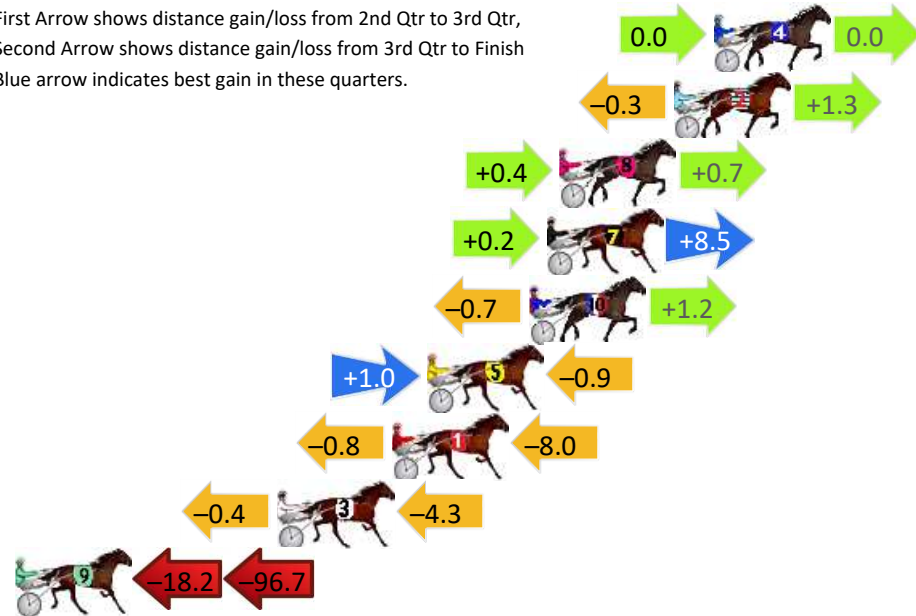
Gross Time: 1:55.40 MileRate: 1:55.40 LeadTime: 0.00s First Qtr: 29.20s Second Qtr: 30.20s Third Qtr: 27.70s Fourth Qtr: 28.30s

DATA TABLE: 800 / 400 Posi's are position from leader and (how wide the horse was at that position)

No	Horse	Plc	Mar	800 Posi	400 Posi	Time	3rd Qtr	4th Qt
4	SINBINNED	1	0.0m	0.0m (0)	0.0m (0)	1:55.40	27.70s	28.30s
2	ULTIMATE RHAPSODY	2	1.6m	2.6m (1)	2.9m (1)	1:55.52	27.72s	28.22s
8	HE SAID SHE SAID	3	6.2m	7.3m (1)	6.9m (1)	1:55.86	27.68s	28.28s
7	DEECEE ROCKIN	4	6.7m	15.4m (1)	15.2m (1)	1:55.90	27.70s	27.74s
10	NIFTY STUDLEIGH	5	7.4m	7.9m (0)	8.6m (0)	1:55.95	27.76s	28.25s
5	SAINT KARAMARA	6	11.5m	11.6m (1)	10.6m (1)	1:56.26	27.64s	28.42s
1	INDI AIR TONIGHT	7	12.9m	4.1m (0)	4.9m (0)	1:56.36	27.76s	28.92s
3	PAYTONS ROCK	8	17.5m	12.8m (0)	13.2m (0)	1:56.70	27.74s	28.68s
9	ULTIMATE TROUBLE	9	289.8m	174.9m (0)	193.1m (0)	2:16.95	29.10s	36.41s

## Finish Position and metres gained

First Arrow shows distance gain/loss from 2nd Qtr to 3rd Qtr, Second Arrow shows distance gain/loss from 3rd Qtr to Finish  
Blue arrow indicates best gain in these quarters.



# Newcastle Race 8 Distance 1609m

Friday, 15 May 2026

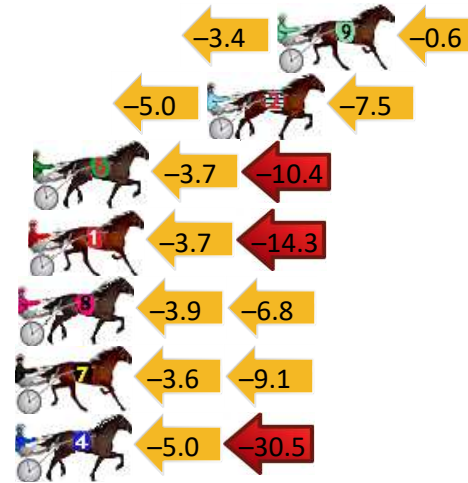
Gross Time: 1:55.90 MileRate: 1:55.90 LeadTime: 0.00s First Qtr: 27.70s Second Qtr: 30.90s Third Qtr: 28.00s Fourth Qtr: 29.30s

DATA TABLE: 800 / 400 Posi's are position from leader and (how wide the horse was at that position)

No	Horse	Plc	Mar	800 Posi	400 Posi	Time	3rd Qtr	4th Qt
3	ROCKNROLL ROCKET	1	0.0m	0.0m (0)	0.0m (0)	1:55.90	28.00s	29.30s
5	NEED FOUR SPEED	2	1.6m	4.9m (0)	4.5m (0)	1:56.02	27.98s	29.10s
9	PIXIEBELLE	3	17.5m	13.5m (0)	16.9m (0)	1:57.24	28.26s	29.44s
2	HOWITIS	4	20.3m	7.8m (1)	12.8m (1)	1:57.46	28.37s	29.95s
6	ADDED VALUE	5	27.3m	13.2m (1)	16.9m (1)	1:58.00	28.28s	30.20s
1	ROOBEE	6	27.5m	9.5m (0)	13.2m (0)	1:58.01	28.28s	30.47s
8	WATCH AFRICANDANCE	7	27.9m	17.2m (1)	21.1m (1)	1:58.04	28.30s	29.94s
7	PAD THAI	8	30.5m	17.8m (0)	21.4m (0)	1:58.24	28.28s	30.12s
4	CHARJO	9	38.7m	3.2m (1)	8.2m (1)	1:58.87	28.36s	31.69s

## Finish Position and metres gained

First Arrow shows distance gain/loss from 2nd Qtr to 3rd Qtr, Second Arrow shows distance gain/loss from 3rd Qtr to Finish  
Blue arrow indicates best gain in these quarters.



800

Visual positions in race at 2nd Quarter



400

Visual positions in race at 3rd Quarter



# Newcastle Race 9 Distance 1609m

Friday, 15 May 2026

Gross Time: 1:53.50 MileRate: 1:53.50 LeadTime: 0.00s First Qtr: 27.30s Second Qtr: 29.60s Third Qtr: 27.50s Fourth Qtr: 29.10s

DATA TABLE: 800 / 400 Posi's are position from leader and (how wide the horse was at that position)

No	Horse	Plc	Mar	800 Posi	400 Posi	Time	3rd Qtr	4th Qt
6	SKY CITY	1	0.0m	0.0m (0)	0.0m (0)	1:53.50	27.50s	29.10s
5	RAINBOWSEND	2	9.2m	4.7m (0)	4.6m (0)	1:54.20	27.50s	29.48s
1	BRING YOUR BEST	3	21.1m	8.8m (0)	9.7m (0)	1:55.11	27.58s	30.03s
4	PARALLEL	4	22.9m	18.1m (0)	20.5m (0)	1:55.25	27.70s	29.41s
3	DOUBLE SAID	5	25.6m	8.5m (1)	8.0m (1)	1:55.45	27.48s	30.49s
7	WALLAROY BOY	6	27.6m	19.3m (1)	24.5m (0)	1:55.61	27.90s	29.49s
8	SWEETLY SPOKEN	7	33.8m	24.3m (1)	31.3m (0)	1:56.08	28.04s	29.48s
9	COUNTRY MAJOR	8	34.5m	13.5m (0)	16.5m (0)	1:56.13	27.74s	30.57s
2	BETTATHANMOZARELLA	9	47.4m	15.2m (1)	26.7m (1)	1:57.12	28.34s	30.84s

## Finish Position and metres gained

