

Parkes Race 1 Distance 1660m

Friday, 15 May 2026




Gross Time: 2:02.70 MileRate: 1:58.90 LeadTime: 4.10s First Qtr: 29.50s Second Qtr: 29.40s Third Qtr: 29.40s Fourth Qtr: 30.30s

DATA TABLE: 800 / 400 Posi's are position from leader and (how wide the horse was at that position)

No	Horse	Plc	Mar	800 Posi	400 Posi	Time	3rd Qtr	4th Qt
9	JESSEJAMES SHANNON	1	0.0m	9.0m (0)	8.6m (0)	2:02.70	29.38s	29.66s
8	KAY JAY MIKI	2	3.1m	10.5m (1)	12.4m (0)	2:02.95	29.56s	29.63s
1	ROCKIN SWEET	3	3.2m	0.0m (0)	0.0m (0)	2:02.95	29.40s	30.55s
2	BURRABADINE BULLET	4	6.2m	6.4m (1)	11.6m (2)	2:03.19	29.80s	29.93s
5	CHILLAX	5	6.4m	14.4m (1)	13.9m (3)	2:03.21	29.38s	29.78s
4	FIFTY THREE STARS	6	6.9m	28.5m (0)	17.7m (1)	2:03.25	28.63s	29.54s
7	TULHURST TOOT TOOT	7	15.1m	4.4m (0)	4.3m (0)	2:03.90	29.40s	31.18s
3	CLARENDEN VINTAGE	8	94.9m	1.7m (1)	11.5m (1)	2:10.23	30.13s	36.98s

Finish Position and metres gained

First Arrow shows distance gain/loss from 2nd Qtr to 3rd Qtr, Second Arrow shows distance gain/loss from 3rd Qtr to Finish
Blue arrow indicates best gain in these quarters.



Parkes Race 2 Distance 1660m

Friday, 15 May 2026


Gross Time: 2:00.70 MileRate: 1:57.00 LeadTime: 3.90s First Qtr: 28.80s Second Qtr: 30.40s Third Qtr: 29.00s Fourth Qtr: 28.60s

DATA TABLE: 800 / 400 Posi's are position from leader and (how wide the horse was at that position)

No	Horse	Plc	Mar	800 Posi	400 Posi	Time	3rd Qtr	4th Qt
5	BUTTER CUP	1	0.0m	3.1m (1)	0.0m (1)	2:00.70	28.78s	28.60s
9	GET UP BETTY	2	14.4m	9.6m (2)	1.1m (3)	2:01.78	28.39s	29.60s
1	VIOLET JAY	3	15.9m	8.3m (0)	8.9m (1)	2:01.89	29.04s	29.15s
2	LUCKY ZARA	4	16.5m	4.4m (0)	5.3m (1)	2:01.94	29.06s	29.46s
4	SWEET SWEET TOOTH	5	18.8m	0.0m (0)	2.4m (0)	2:02.11	29.17s	29.84s
6	MAISIELOUISA	6	20.9m	17.2m (0)	14.3m (1)	2:02.27	28.78s	29.15s
7	LAST FLITE	7	21.4m	12.8m (0)	13.0m (0)	2:02.31	29.01s	29.28s
8	JILLIBY SAFFRON	8	23.9m	12.3m (1)	9.4m (2)	2:02.49	28.79s	29.72s
3	FEISTY TIGER	9	32.5m	7.6m (1)	5.2m (2)	2:03.14	28.83s	30.67s
10	DANCE BABY DANCE	10	49.8m	14.0m (2)	11.5m (3)	2:04.44	28.81s	31.52s

Finish Position and metres gained

First Arrow shows distance gain/loss from 2nd Qtr to 3rd Qtr, Second Arrow shows distance gain/loss from 3rd Qtr to Finish
Blue arrow indicates best gain in these quarters.



800

Visual positions in race at 2nd Quarter



400

Visual positions in race at 3rd Quarter



Parkes Race 3 Distance 2040m

Friday, 15 May 2026

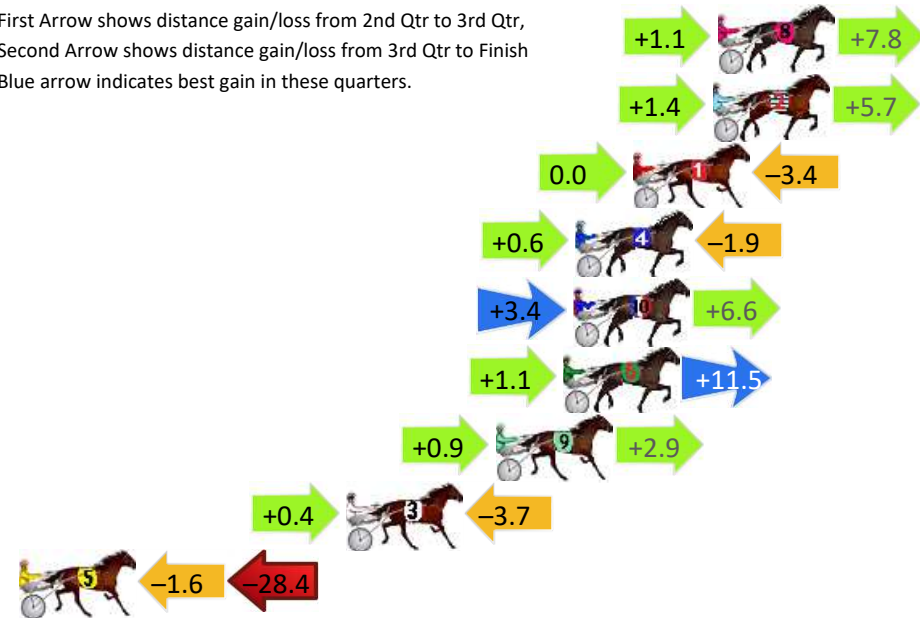
Gross Time: 2:31.80 MileRate: 1:59.70 LeadTime: 31.00s First Qtr: 31.60s Second Qtr: 29.30s Third Qtr: 29.10s Fourth Qtr: 30.80s

DATA TABLE: 800 / 400 Posi's are position from leader and (how wide the horse was at that position)

No	Horse	Plc	Mar	800 Posi	400 Posi	Time	3rd Qtr	4th Qt
8	HAZZA IS WATCHING	1	0.0m	8.9m (0)	7.8m (0)	2:31.80	29.04s	30.22s
2	REASON TO PARTY	2	0.2m	7.3m (1)	5.9m (2)	2:31.82	29.01s	30.38s
1	MY ULTIMATE LUCIUS	3	3.4m	0.0m (0)	0.0m (0)	2:32.07	29.10s	31.07s
4	HAPPY TULHURST	4	5.7m	4.4m (0)	3.8m (0)	2:32.26	29.06s	30.98s
10	DEEPWATER CAM	5	5.8m	15.8m (1)	12.4m (2)	2:32.27	28.88s	30.35s
6	THEYCALLMEBRUCE	6	6.2m	18.8m (0)	17.7m (0)	2:32.30	29.06s	29.98s
9	DRIVE TO THE BEACH	7	8.9m	12.7m (0)	11.8m (0)	2:32.52	29.06s	30.64s
3	GIFTED BRIGADE	8	14.9m	11.6m (1)	11.2m (1)	2:33.00	29.09s	31.17s
5	DUFFY HOLLOW	9	32.6m	2.6m (1)	4.2m (1)	2:34.43	29.22s	33.12s

Finish Position and metres gained

First Arrow shows distance gain/loss from 2nd Qtr to 3rd Qtr, Second Arrow shows distance gain/loss from 3rd Qtr to Finish
Blue arrow indicates best gain in these quarters.



800

Visual positions in race at 2nd Quarter



400

Visual positions in race at 3rd Quarter



Parkes Race 4 Distance 1660m

Friday, 15 May 2026


Gross Time: 2:03.80 MileRate: 2:00.00 LeadTime: 4.50s First Qtr: 29.90s Second Qtr: 30.90s Third Qtr: 29.90s Fourth Qtr: 28.60s

DATA TABLE: 800 / 400 Posi's are position from leader and (how wide the horse was at that position)

No	Horse	Plc	Mar	800 Posi	400 Posi	Time	3rd Qtr	4th Qt
1	CHANSU	1	0.0m	0.0m (0)	0.0m (0)	2:03.80	29.90s	28.60s
2	COUNT MONTECARLO	2	14.6m	5.1m (0)	4.7m (0)	2:04.90	29.86s	29.36s
4	GABBYS SPORTSTAR	3	14.6m	7.3m (1)	4.1m (2)	2:04.90	29.66s	29.40s
5	MAGIC TULHURST	4	15.7m	11.4m (1)	8.0m (2)	2:04.98	29.63s	29.20s
8	PEAKSART	5	16.7m	13.7m (0)	12.1m (0)	2:05.05	29.76s	28.97s
6	CAPTAIN LLANFAIR	6	23.1m	18.8m (0)	17.1m (0)	2:05.53	29.74s	29.09s
7	ZOLTON	7	24.5m	9.4m (0)	8.7m (1)	2:05.64	29.83s	29.81s
10	THE DOME	8	24.9m	20.3m (1)	14.3m (2)	2:05.67	29.43s	29.43s
9	WHATABOUTBRONS ON	9	25.7m	15.4m (1)	13.6m (1)	2:05.73	29.74s	29.54s
3	ENZED FLYER	10	40.4m	3.0m (1)	4.3m (1)	2:06.83	29.98s	31.32s


Finish Position and metres gained

First Arrow shows distance gain/loss from 2nd Qtr to 3rd Qtr, Second Arrow shows distance gain/loss from 3rd Qtr to Finish Blue arrow indicates best gain in these quarters.



800

Visual positions in race at 2nd Quarter



400

Visual positions in race at 3rd Quarter



Parkes Race 5 Distance 1660m

Friday, 15 May 2026


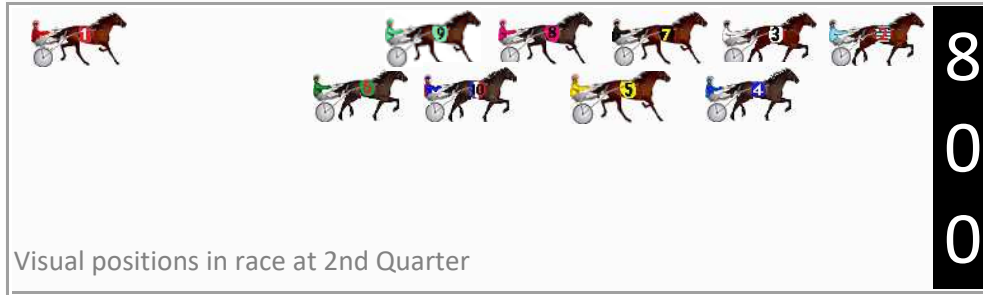
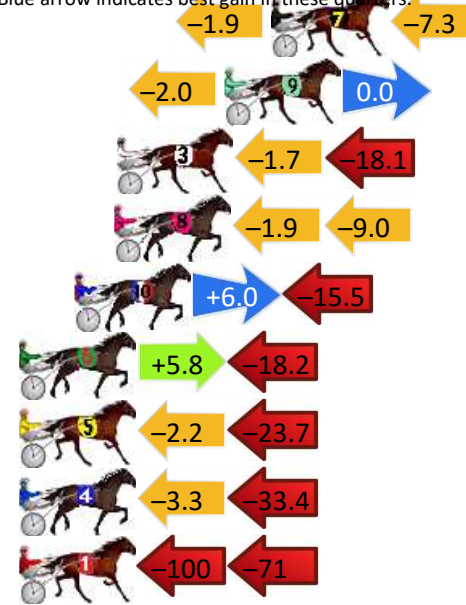
Gross Time: 2:02.60 MileRate: 1:58.80 LeadTime: 3.70s First Qtr: 29.60s Second Qtr: 30.00s Third Qtr: 29.70s Fourth Qtr: 29.60s

DATA TABLE: 800 / 400 Posi's are position from leader and (how wide the horse was at that position)

No	Horse	Plc	Mar	800 Posi	400 Posi	Time	3rd Qtr	4th Qt
2	WOKKA ROCK	1	0.0m	0.0m (0)	0.0m (0)	2:02.60	29.70s	29.60s
7	HARVEYS TOOTH	2	17.9m	8.7m (0)	10.6m (0)	2:03.99	29.84s	30.21s
9	AUGUST STAR	3	19.8m	17.8m (0)	19.8m (2)	2:04.14	29.85s	29.68s
3	LACEY CAKES	4	24.1m	4.3m (0)	6.0m (0)	2:04.47	29.82s	31.03s
8	JETS REASON	5	24.2m	13.3m (0)	15.2m (0)	2:04.48	29.84s	30.36s
10	ALICE RHAYNE BOW	6	25.8m	16.3m (1)	10.3m (2)	2:04.60	29.25s	30.84s
6	BODELETOS	7	33.1m	20.7m (1)	14.9m (2)	2:05.17	29.27s	31.07s
5	MONSTER MINT	8	36.3m	10.4m (1)	12.6m (1)	2:05.42	29.86s	31.49s
4	TAKE ME TOO	9	41.7m	5.0m (1)	8.3m (1)	2:05.84	29.94s	32.23s
1	YA RACIN DASH	10	210.0m	40.4m (0)	139.5m (0)	2:18.89	37.00s	35.61s

Finish Position and metres gained

First Arrow shows distance gain/loss from 2nd Qtr to 3rd Qtr, Second Arrow shows distance gain/loss from 3rd Qtr to Finish. Blue arrow indicates best gain in these quarters.



Parkes Race 6 Distance 1660m

Friday, 15 May 2026


Gross Time: 2:03.20 MileRate: 1:59.40 LeadTime: 4.10s First Qtr: 30.10s Second Qtr: 31.30s Third Qtr: 28.50s Fourth Qtr: 29.20s

DATA TABLE: 800 / 400 Posi's are position from leader and (how wide the horse was at that position)

NoHorse	Plc	Mar	800 Posi	400 Posi	Time	3rd Qtr	4th Qt
2 ALWAYS LIGHTNING	1	0.0m	0.0m (0)	0.0m (0)	2:03.20	28.50s	29.20s
3 PRINCESS BALLERINA	2	0.4m	1.8m (1)	1.3m (1)	2:03.23	28.47s	29.14s
4 TULHURST TIMMY	3	0.4m	6.0m (1)	6.8m (1)	2:03.23	28.57s	28.74s
6 ROCKET ME	4	4.0m	8.8m (0)	8.4m (0)	2:03.51	28.48s	28.91s
7 KADAR	5	4.2m	4.5m (0)	4.5m (0)	2:03.52	28.50s	29.20s
8 SATELLITE SIMBA	6	13.9m	10.1m (1)	12.4m (1)	2:04.26	28.67s	29.37s
10 FORESIGHT	7	18.1m	9.5m (2)	10.3m (2)	2:04.59	28.57s	29.85s
5 CATCH THE SHARK	8	18.9m	14.2m (1)	16.3m (1)	2:04.65	28.67s	29.48s
9 HARJAYBRO	9	22.5m	14.8m (2)	17.3m (2)	2:04.92	28.69s	29.68s
11 SUNSET JAY JAY	10	23.0m	13.3m (0)	12.8m (0)	2:04.96	28.48s	30.04s

Finish Position and metres gained

First Arrow shows distance gain/loss from 2nd Qtr to 3rd Qtr, Second Arrow shows distance gain/loss from 3rd Qtr to Finish Blue arrow indicates best gain in these quarters.



800

Visual positions in race at 2nd Quarter



400

Visual positions in race at 3rd Quarter



Parkes Race 7 Distance 1660m

Friday, 15 May 2026

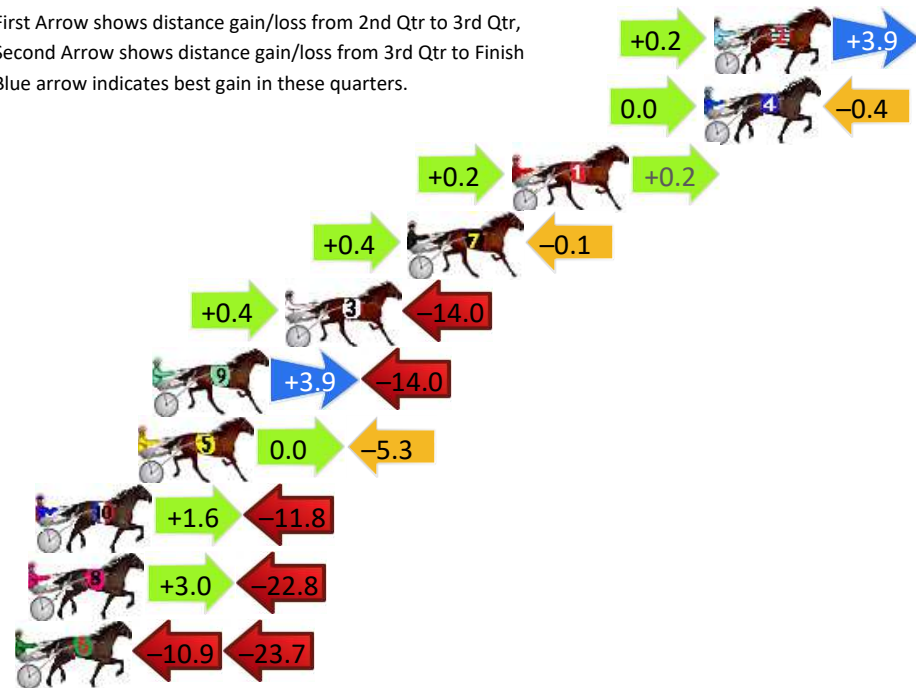
Gross Time: 2:03.50 MileRate: 1:59.80 LeadTime: 4.40s First Qtr: 30.20s Second Qtr: 30.90s Third Qtr: 29.40s Fourth Qtr: 28.60s

DATA TABLE: 800 / 400 Posi's are position from leader and (how wide the horse was at that position)

No	Horse	Plc	Mar	800 Posi	400 Posi	Time	3rd Qtr	4th Qt
2	YARRAMAN TILLY	1	0.0m	4.1m (0)	3.9m (0)	2:03.50	29.38s	28.32s
4	THE HEATS ON LEXY	2	0.4m	0.0m (0)	0.0m (0)	2:03.53	29.40s	28.63s
1	ULTIMATE COOKIE	3	8.1m	8.5m (0)	8.3m (0)	2:04.11	29.38s	28.61s
7	SINFUL KISS	4	12.3m	12.6m (0)	12.2m (0)	2:04.42	29.36s	28.64s
3	JAKRYAN	5	17.2m	3.6m (1)	3.2m (1)	2:04.79	29.36s	29.66s
9	MARABELLE	6	22.5m	12.4m (1)	8.5m (1)	2:05.19	29.10s	29.68s
5	CALM REASON	7	23.1m	17.8m (0)	17.8m (0)	2:05.23	29.38s	29.05s
10	BETTER BE SWIFT	8	27.2m	17.0m (1)	15.4m (1)	2:05.54	29.26s	29.53s
8	SECRET REASON	9	27.5m	7.7m (1)	4.7m (2)	2:05.57	29.17s	30.33s
6	CAM I AM	10	43.5m	8.9m (2)	19.8m (1)	2:06.77	30.18s	30.44s

Finish Position and metres gained

First Arrow shows distance gain/loss from 2nd Qtr to 3rd Qtr, Second Arrow shows distance gain/loss from 3rd Qtr to Finish
Blue arrow indicates best gain in these quarters.



800

Visual positions in race at 2nd Quarter



400

Visual positions in race at 3rd Quarter

Parkes Race 8 Distance 1660m


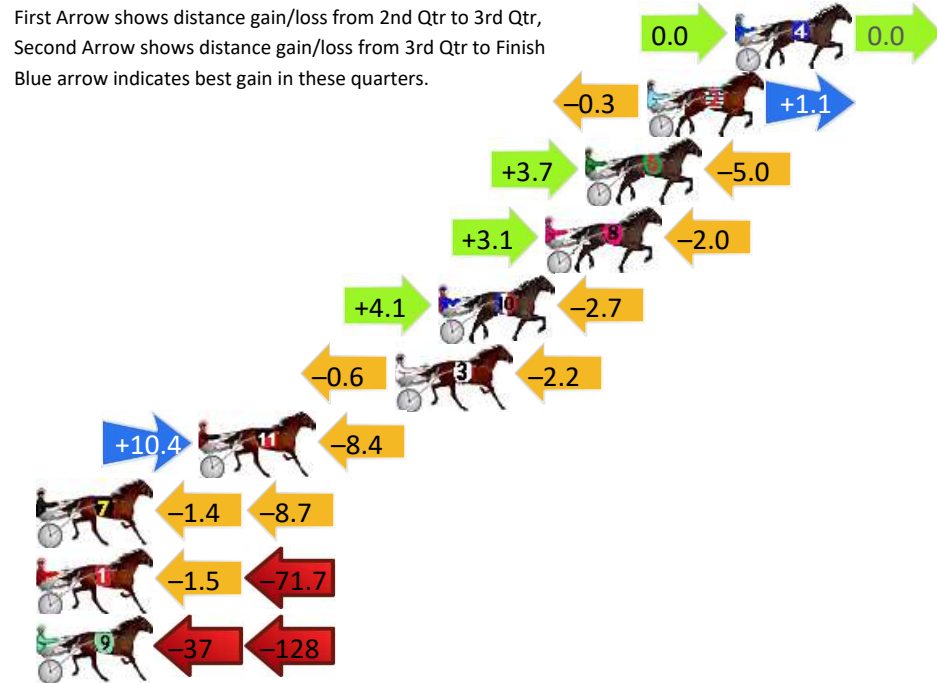
Friday, 15 May 2026

Gross Time: 2:04.30 MileRate: 2:00.50 LeadTime: 4.50s First Qtr: 29.80s Second Qtr: 30.50s Third Qtr: 29.90s Fourth Qtr: 29.60s

DATA TABLE: 800 / 400 Posi's are position from leader and (how wide the horse was at that position)

No	Horse	Plc	Mar	800 Posi	400 Posi	Time	3rd Qtr	4th Qt
4	JUST KEEP CHIMING	1	0.0m	0.0m (0)	0.0m (0)	2:04.30	29.90s	29.60s
2	MRS MAHONEY	2	3.5m	4.3m (0)	4.6m (0)	2:04.57	29.92s	29.53s
6	KIRPHILBRI	3	6.0m	4.7m (1)	1.0m (1)	2:04.77	29.62s	30.00s
8	BETTOR INTHE DARK	4	7.6m	8.7m (1)	5.6m (1)	2:04.89	29.66s	29.78s
10	WICKED STRIKE	5	11.9m	13.3m (1)	9.2m (1)	2:05.22	29.59s	29.84s
3	WINDY HILL ABBEY	6	13.6m	10.8m (0)	11.4m (0)	2:05.36	29.94s	29.82s
11	STRINGER LASS	7	21.5m	23.5m (1)	13.1m (1)	2:05.97	29.13s	30.30s
7	DETANGLED	8	30.3m	20.2m (0)	21.6m (0)	2:06.65	30.00s	30.35s
1	STUDLEIGH SANDY	9	88.5m	15.3m (0)	16.8m (0)	2:11.17	30.00s	35.23s
9	ARMA BITABLING	10	377.2m	213.1m (0)	250.1m (0)	2:33.57	32.56s	40.37s

Finish Position and metres gained



Parkes Race 9 Distance 1660m

Friday, 15 May 2026

Gross Time: 2:04.30 MileRate: 2:00.50 LeadTime: 4.30s First Qtr: 29.20s Second Qtr: 29.30s Third Qtr: 30.10s Fourth Qtr: 31.40s

DATA TABLE: 800 / 400 Posi's are position from leader and (how wide the horse was at that position)

NoHorse	Plc	Mar	800 Posi	400 Posi	Time	3rd Qtr	4th Qt
6 TULHURST ELVIS	1	0.0m	1.7m (1)	0.0m (1)	2:04.30	29.98s	31.40s
3 SURFIN AT MIDNIGHT	2	6.2m	13.2m (0)	15.3m (0)	2:04.81	30.31s	30.74s
8 CELEBRITY CRUISE	3	7.5m	9.1m (0)	10.9m (0)	2:04.92	30.27s	31.19s
4 MOHAWK PARK	4	9.5m	6.7m (1)	5.0m (1)	2:05.08	30.00s	31.80s
7 TENEACHWAY	5	14.5m	4.4m (0)	6.2m (0)	2:05.49	30.25s	32.12s
1 JUST HOME GROWN	6	26.0m	0.0m (0)	2.0m (0)	2:06.43	30.25s	33.38s
2 KARINYA MAX	7	28.3m	12.7m (1)	12.3m (1)	2:06.62	30.11s	32.78s
10 STUDLEIGH STARLITE	8	52.2m	37.6m (0)	39.1m (0)	2:08.58	30.35s	32.69s

Finish Position and metres gained

First Arrow shows distance gain/loss from 2nd Qtr to 3rd Qtr, Second Arrow shows distance gain/loss from 3rd Qtr to Finish
Blue arrow indicates best gain in these quarters.

