

Wagga Riverina Race 1 Distance 1740m

Friday, 15 May 2026


Gross Time: 2:06.10 MileRate: 1:56.60 LeadTime: 8.80s First Qtr: 28.30s Second Qtr: 30.30s Third Qtr: 29.90s Fourth Qtr: 28.80s

DATA TABLE: 800 / 400 Posi's are position from leader and (how wide the horse was at that position)

No	Horse	Plc	Mar	800 Posi	400 Posi	Time	3rd Qtr	4th Qt
8	JAY CEE MAXWELL	1	0.0m	23.3m (1)	4.4m (2)	2:06.10	28.49s	28.48s
7	THE KID BILLY	2	1.8m	19.2m (1)	8.5m (2)	2:06.24	29.09s	28.32s
5	MIKI ALMIGHTY	3	3.8m	14.5m (0)	13.7m (0)	2:06.39	29.82s	28.09s
2	THROWDOWN HOEDOWN	4	4.8m	0.0m (0)	0.0m (0)	2:06.46	29.90s	29.16s
1	LITTLE MIRACLES	5	5.0m	4.6m (0)	4.9m (0)	2:06.48	29.92s	28.82s
6	KALIMBA	6	6.1m	0.9m (1)	0.8m (1)	2:06.56	29.89s	29.20s
3	SHADY TREE	7	9.1m	10.5m (1)	9.6m (1)	2:06.79	29.82s	28.79s
9	ALICES SWEETHEART	8	11.2m	14.9m (1)	0.6m (2)	2:06.95	28.83s	29.61s
4	TOLLSA KING	9	13.9m	5.8m (1)	5.8m (1)	2:07.15	29.89s	29.43s
10	BAYRIDGE TOMMY	10	16.3m	8.9m (0)	9.9m (0)	2:07.33	29.96s	29.31s

Finish Position and metres gained

First Arrow shows distance gain/loss from 2nd Qtr to 3rd Qtr, Second Arrow shows distance gain/loss from 3rd Qtr to Finish Blue arrow indicates best gain in these quarters.



800

Visual positions in race at 2nd Quarter



400

Visual positions in race at 3rd Quarter



Wagga Riverina Race 2 Distance 1740m

Friday, 15 May 2026


Gross Time: 2:03.10 MileRate: 1:53.90 LeadTime: 8.30s First Qtr: 28.70s Second Qtr: 30.50s Third Qtr: 27.80s Fourth Qtr: 27.80s

DATA TABLE: 800 / 400 Posi's are position from leader and (how wide the horse was at that position)

No	Horse	Plc	Mar	800 Posi	400 Posi	Time	3rd Qtr	4th Qt
3	FLIP A COIN	1	0.0m	0.0m (0)	0.0m (0)	2:03.10	27.80s	27.80s
9	DONNIE MAC	2	3.4m	13.3m (0)	15.3m (2)	2:03.35	27.94s	26.99s
8	CORZAN DRAMA	3	4.0m	21.5m (1)	11.3m (2)	2:03.39	27.09s	27.31s
2	HEZAFLASHONE	4	5.4m	4.6m (0)	4.6m (0)	2:03.49	27.80s	27.87s
5	ADIEU MIKENNIS	5	10.3m	12.6m (1)	11.9m (1)	2:03.85	27.75s	27.73s
7	GEOFFREY BEE	6	13.4m	3.6m (1)	2.9m (1)	2:04.08	27.75s	28.58s
4	CHRISSEY EVE	7	17.0m	7.9m (1)	7.2m (1)	2:04.34	27.75s	28.54s
10	IM HARVEY SPECTER	8	19.6m	17.7m (0)	18.8m (0)	2:04.53	27.88s	27.93s
1	SPREAD THE FEAR	9	37.9m	8.7m (0)	13.6m (0)	2:05.87	28.14s	29.63s
6	MASTABLASTA	10	49.2m	17.2m (1)	21.7m (1)	2:06.70	28.11s	29.90s

Finish Position and metres gained

First Arrow shows distance gain/loss from 2nd Qtr to 3rd Qtr, Second Arrow shows distance gain/loss from 3rd Qtr to Finish
Blue arrow indicates best gain in these quarters.



800

Visual positions in race at 2nd Quarter



400

Visual positions in race at 3rd Quarter



Wagga Riverina Race 3 Distance 1740m



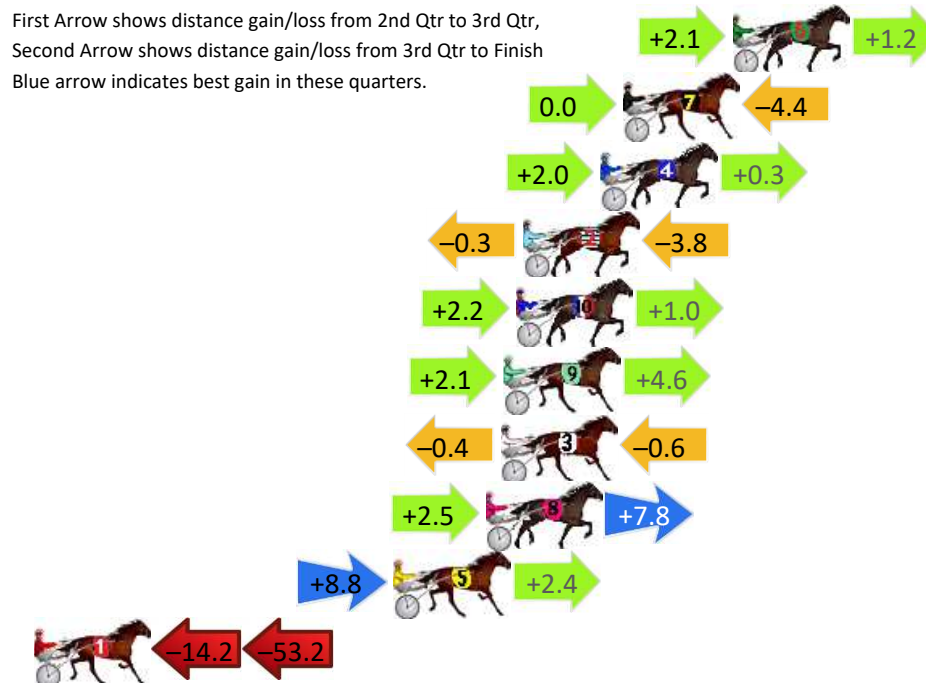
Friday, 15 May 2026

Gross Time: 2:04.10 MileRate: 1:54.80 LeadTime: 8.30s First Qtr: 28.60s Second Qtr: 30.80s Third Qtr: 28.00s Fourth Qtr: 28.40s

DATA TABLE: 800 / 400 Posi's are position from leader and (how wide the horse was at that position)

No	Horse	Plc	Mar	800 Posi	400 Posi	Time	3rd Qtr	4th Qt
6	GOODTIME JAZZI	1	0.0m	3.3m (1)	1.2m (1)	2:04.10	27.85s	28.32s
7	ROCK THE NATION	2	4.4m	0.0m (0)	0.0m (0)	2:04.43	28.00s	28.73s
4	ROCKET BOY	3	5.3m	7.6m (1)	5.6m (1)	2:04.50	27.86s	28.41s
2	DEEWHY	4	8.4m	4.3m (0)	4.6m (0)	2:04.73	28.02s	28.71s
10	HES A TERROR	5	8.7m	11.9m (1)	9.7m (1)	2:04.75	27.85s	28.37s
9	BETTERTHANTHEBOYZ	6	9.2m	15.9m (1)	13.8m (1)	2:04.79	27.86s	28.12s
3	MODERN SHEEN	7	9.3m	8.3m (0)	8.7m (0)	2:04.79	28.03s	28.48s
8	THATS THE ATTITUDE	8	9.9m	20.2m (1)	17.7m (1)	2:04.84	27.83s	27.90s
5	BURTON	9	13.6m	24.8m (1)	16.0m (2)	2:05.11	27.39s	28.29s
1	MURIEL	10	80.6m	13.2m (0)	27.4m (0)	2:10.11	29.00s	32.49s

Finish Position and metres gained



Wagga Riverina Race 4 Distance 1740m

Friday, 15 May 2026

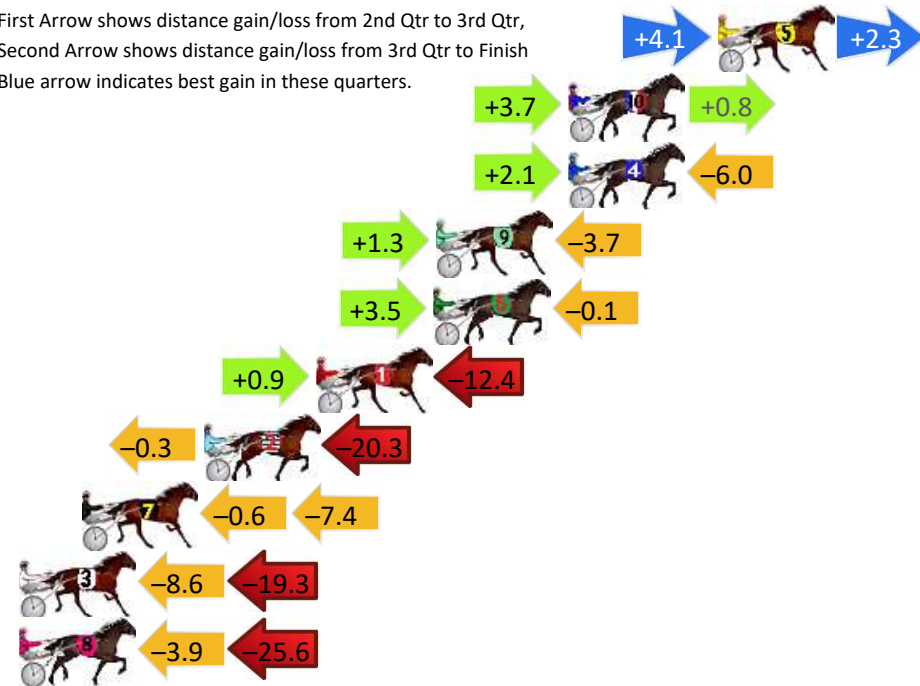
Gross Time: 2:04.40 MileRate: 1:55.10 LeadTime: 8.20s First Qtr: 29.60s Second Qtr: 29.70s Third Qtr: 28.00s Fourth Qtr: 28.90s

DATA TABLE: 800 / 400 Posi's are position from leader and (how wide the horse was at that position)

No	Horse	Plc	Mar	800 Posi	400 Posi	Time	3rd Qtr	4th Qt
5	CHANCETOWIN	1	0.0m	6.4m (1)	2.3m (2)	2:04.40	27.71s	28.74s
10	GLENBURNS WATERS	2	6.0m	10.5m (1)	6.8m (2)	2:04.86	27.75s	28.88s
4	MAJOR HAYLEY	3	6.0m	2.1m (1)	0.0m (1)	2:04.86	27.85s	29.36s
9	YANKEE BABE	4	11.3m	8.9m (0)	7.6m (0)	2:05.26	27.92s	29.22s
6	ANYONEFORADRINK	5	11.4m	14.8m (1)	11.3m (2)	2:05.26	27.77s	28.96s
1	SPORTS LOOK	6	16.1m	4.6m (0)	3.7m (1)	2:05.62	27.94s	29.86s
2	ELLE ARE EM	7	20.6m	0.0m (0)	0.3m (0)	2:05.96	28.02s	30.44s
7	YARRAMAN JOLT	8	25.5m	17.5m (2)	18.1m (1)	2:06.33	28.06s	29.55s
3	ELLENS DELIGHT	9	41.1m	13.2m (2)	21.8m (0)	2:07.52	28.62s	30.48s
8	SOPHIES SCOOTER	10	43.4m	13.9m (0)	17.8m (0)	2:07.69	28.29s	30.93s

Finish Position and metres gained

First Arrow shows distance gain/loss from 2nd Qtr to 3rd Qtr, Second Arrow shows distance gain/loss from 3rd Qtr to Finish
Blue arrow indicates best gain in these quarters.



800

Visual positions in race at 2nd Quarter



400

Visual positions in race at 3rd Quarter

Wagga Riverina Race 5 Distance 1740m

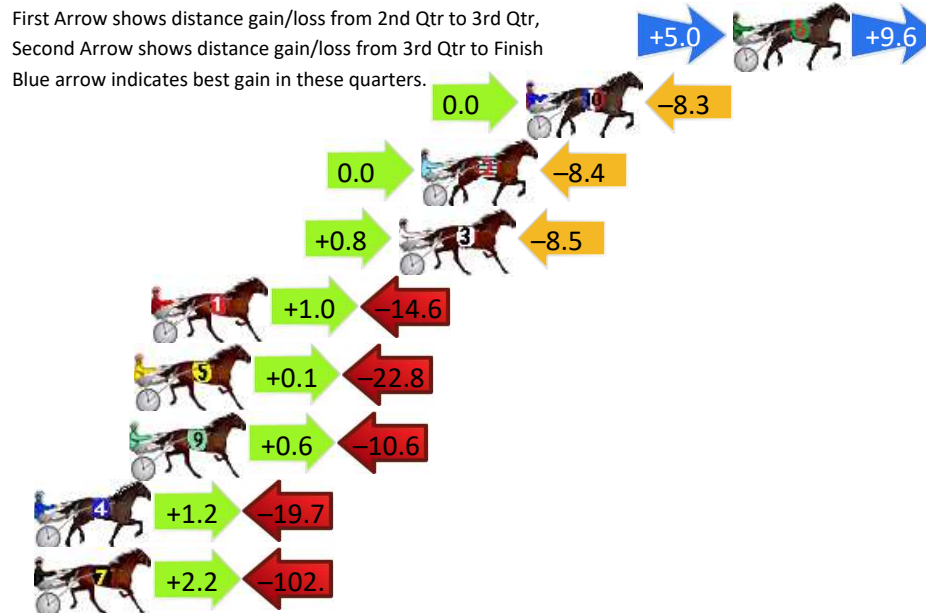
Friday, 15 May 2026

Gross Time: 2:02.70 MileRate: 1:53.50 LeadTime: 8.10s First Qtr: 29.30s Second Qtr: 29.80s Third Qtr: 27.30s Fourth Qtr: 28.20s

DATA TABLE: 800 / 400 Posi's are position from leader and (how wide the horse was at that position)

No	Horse	Plc	Mar	800 Posi	400 Posi	Time	3rd Qtr	4th Qt
6	WICKED WIZARD	1	0.0m	14.6m (1)	9.6m (3)	2:02.70	26.97s	27.54s
10	KUALIGHT	2	8.3m	0.0m (0)	0.0m (0)	2:03.32	27.30s	28.82s
2	GO COLOUR MY WORLD	3	12.5m	4.1m (0)	4.1m (0)	2:03.63	27.30s	28.85s
3	MILLWOOD GRACE	4	13.4m	5.7m (1)	4.9m (2)	2:03.69	27.25s	28.85s
1	TUFFASNAILS	5	23.3m	9.7m (0)	8.7m (0)	2:04.43	27.24s	29.33s
5	LEWENDON	6	24.0m	1.3m (1)	1.2m (1)	2:04.48	27.29s	29.90s
9	TITIWHA	7	24.2m	14.2m (0)	13.6m (1)	2:04.49	27.28s	29.05s
4	SECRET LINE	8	28.4m	9.9m (1)	8.7m (1)	2:04.80	27.23s	29.70s
7	KALKADOON DREAMING	9	119.9m	19.9m (1)	17.7m (0)	2:11.59	27.17s	35.87s

Finish Position and metres gained



800

Visual positions in race at 2nd Quarter



400

Visual positions in race at 3rd Quarter



RISE Digital, Harness Racing Australia nor the provider accepts any responsibility for the completeness or accuracy of any of the information contained herein, and makes no representations about its suitability for any particular purpose. Users should make their own judgements about those matters and/or seek independent advice. You assume all risks associated with use of data provided on this page

Wagga Riverina Race 6 Distance 1740m

Friday, 15 May 2026

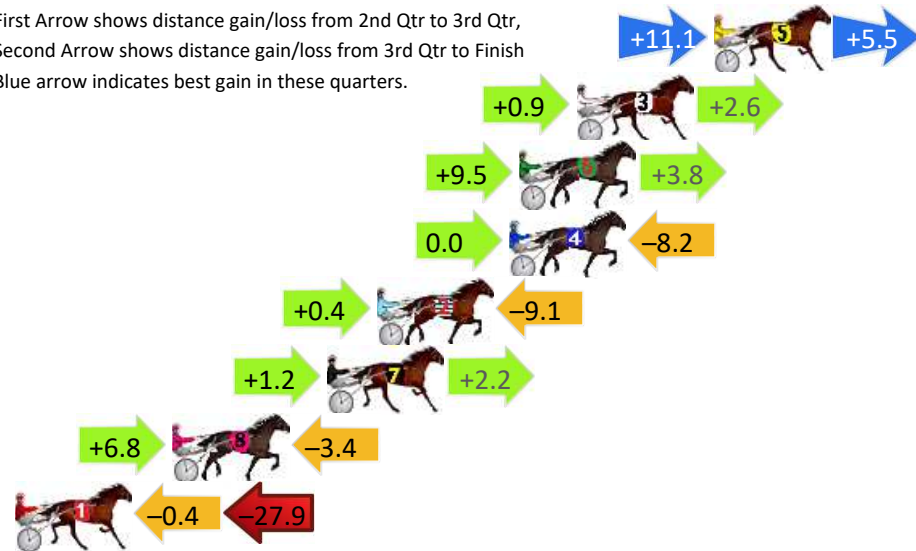
Gross Time: 2:01.20 MileRate: 1:52.10 LeadTime: 8.20s First Qtr: 27.90s Second Qtr: 29.60s Third Qtr: 26.90s Fourth Qtr: 28.60s

DATA TABLE: 800 / 400 Posi's are position from leader and (how wide the horse was at that position)

No	Horse	Plc	Mar	800 Posi	400 Posi	Time	3rd Qtr	4th Qt
5	SNAP SHOT	1	0.0m	16.6m (1)	5.5m (1)	2:01.20	26.17s	28.22s
3	FLOJOS BEST	2	5.5m	9.0m (0)	8.1m (0)	2:01.61	26.86s	28.45s
6	VIEW THE ART	3	7.8m	21.1m (1)	11.6m (1)	2:01.79	26.29s	28.39s
4	SEASIDE BOULEVARD	4	8.2m	0.0m (0)	0.0m (0)	2:01.82	26.90s	29.22s
2	APPLAUDING	5	13.5m	4.8m (0)	4.4m (0)	2:02.21	26.88s	29.31s
7	PIRANI PRINCESS	6	15.5m	18.9m (0)	17.7m (1)	2:02.36	26.86s	28.54s
8	OUR ULTIMATE JANE	7	21.7m	25.1m (0)	18.3m (2)	2:02.83	26.48s	28.97s
1	SARA TA SLOY	8	41.8m	13.5m (0)	13.9m (0)	2:04.34	26.96s	30.78s

Finish Position and metres gained

First Arrow shows distance gain/loss from 2nd Qtr to 3rd Qtr, Second Arrow shows distance gain/loss from 3rd Qtr to Finish
Blue arrow indicates best gain in these quarters.



8
0
0

Visual positions in race at 2nd Quarter



4
0
0

Visual positions in race at 3rd Quarter

Wagga Riverina Race 7 Distance 1740m

Friday, 15 May 2026


Gross Time: 2:04.10 MileRate: 1:54.80 LeadTime: 8.30s First Qtr: 28.60s Second Qtr: 30.90s Third Qtr: 27.70s Fourth Qtr: 28.60s

DATA TABLE: 800 / 400 Posi's are position from leader and (how wide the horse was at that position)

No	Horse	Plc	Mar	800 Posi	400 Posi	Time	3rd Qtr	4th Qt
5	SPIRIT OF SAHARA	1	0.0m	11.2m (1)	11.4m (1)	2:04.10	27.73s	27.80s
7	IM ALRITE	2	0.1m	15.8m (1)	13.4m (2)	2:04.11	27.55s	27.67s
1	ISLAND YANKEE	3	0.2m	0.0m (0)	0.3m (0)	2:04.12	27.72s	28.60s
3	LIT THE WICK	4	0.5m	2.7m (1)	0.0m (1)	2:04.14	27.51s	28.64s
8	JILLIBY RYDER	5	3.7m	20.2m (1)	8.3m (2)	2:04.38	26.89s	28.30s
4	KRISTYSGIRL	6	5.6m	7.1m (1)	7.7m (1)	2:04.52	27.75s	28.48s
9	ONTHADARKSIDE	7	8.6m	8.7m (0)	8.6m (0)	2:04.75	27.70s	28.65s
2	SET PLAY	8	12.4m	4.4m (0)	4.3m (0)	2:05.03	27.70s	29.23s
6	SWEDISH MEATBALLS	9	14.4m	12.8m (0)	12.6m (0)	2:05.18	27.70s	28.80s
10	DRAXON	10	27.1m	17.1m (0)	18.3m (0)	2:06.14	27.80s	29.36s

Finish Position and metres gained

First Arrow shows distance gain/loss from 2nd Qtr to 3rd Qtr, Second Arrow shows distance gain/loss from 3rd Qtr to Finish
Blue arrow indicates best gain in these quarters.



800

Visual positions in race at 2nd Quarter



400

Visual positions in race at 3rd Quarter



Wagga Riverina Race 8 Distance 1740m

Friday, 15 May 2026




Gross Time: 2:05.00 MileRate: 1:55.60 LeadTime: 8.20s First Qtr: 30.20s Second Qtr: 31.50s Third Qtr: 27.60s Fourth Qtr: 27.50s

DATA TABLE: 800 / 400 Posi's are position from leader and (how wide the horse was at that position)

No	Horse	Plc	Mar	800 Posi	400 Posi	Time	3rd Qtr	4th Qt
3	MIKI LOCH	1	0.0m	2.7m (1)	2.1m (1)	2:05.00	27.55s	27.36s
8	ASTRAL STRIDE	2	3.0m	17.9m (1)	17.2m (2)	2:05.22	27.55s	26.54s
9	IDEAL BANDIT	3	4.4m	9.3m (0)	12.6m (0)	2:05.32	27.82s	26.96s
10	VIN NUMBER	4	4.5m	12.7m (1)	13.2m (2)	2:05.33	27.63s	26.93s
5	WE DEALIN DIAMONDS	5	5.0m	0.0m (0)	0.0m (0)	2:05.36	27.60s	27.86s
2	OUR REBEL YELL	6	6.1m	7.7m (1)	8.8m (1)	2:05.44	27.67s	27.34s
6	OCTAGONISE	7	9.2m	14.6m (0)	16.7m (0)	2:05.67	27.74s	27.03s
1	NORMS LADY	8	10.8m	5.0m (0)	6.1m (0)	2:05.78	27.68s	27.86s
7	JUST ROLLYOUROWN	9	18.5m	21.0m (0)	22.3m (0)	2:06.34	27.69s	27.31s
4	HES CHIMING	10	22.9m	22.9m (1)	22.5m (1)	2:06.66	27.57s	27.62s

Finish Position and metres gained

First Arrow shows distance gain/loss from 2nd Qtr to 3rd Qtr, Second Arrow shows distance gain/loss from 3rd Qtr to Finish
Blue arrow indicates best gain in these quarters.



Wagga Riverina Race 9 Distance 2270m

Friday, 15 May 2026


Gross Time: 2:45.00 MileRate: 1:57.00 LeadTime: 48.80s First Qtr: 30.10s Second Qtr: 29.80s Third Qtr: 28.50s Fourth Qtr: 27.80s

DATA TABLE: 800 / 400 Posi's are position from leader and (how wide the horse was at that position)

No	Horse	Plc	Mar	800 Posi	400 Posi	Time	3rd Qtr	4th Qt
9	KIMCANDO	1	0.0m	6.1m (1)	5.2m (1)	2:45.00	28.43s	27.44s
10	DAY TWO	2	0.4m	13.8m (1)	9.7m (2)	2:45.03	28.20s	27.15s
4	SUNSET STRIDE	3	1.5m	0.0m (0)	0.0m (0)	2:45.11	28.50s	27.91s
6	MESSERATI	4	1.8m	16.7m (0)	14.0m (1)	2:45.13	28.30s	26.95s
8	SPORTY DANCER	5	2.1m	17.9m (1)	14.3m (2)	2:45.15	28.23s	26.95s
5	SEASIDE DELIGHT	6	7.8m	4.5m (0)	4.2m (0)	2:45.57	28.47s	28.08s
1	SCHEMING	7	9.1m	8.8m (0)	8.2m (0)	2:45.67	28.45s	27.90s
7	GUILTY PARTY	8	9.7m	1.8m (1)	0.9m (1)	2:45.71	28.43s	28.45s
3	CAPTAIN TOM	9	11.0m	9.7m (1)	8.9m (1)	2:45.80	28.43s	27.98s
2	SCARED STIFF	10	13.0m	12.6m (0)	12.0m (0)	2:45.95	28.45s	27.91s

Finish Position and metres gained

First Arrow shows distance gain/loss from 2nd Qtr to 3rd Qtr, Second Arrow shows distance gain/loss from 3rd Qtr to Finish
Blue arrow indicates best gain in these quarters.



800

Visual positions in race at 2nd Quarter



400

Visual positions in race at 3rd Quarter

