

Menangle Race 1 Distance 2300m

Saturday, 16 May 2026


Gross Time: 2:42.00 MileRate: 1:53.30 LeadTime: 46.90s First Qtr: 30.30s Second Qtr: 29.20s Third Qtr: 28.10s Fourth Qtr: 27.50s

DATA TABLE: 800 / 400 Posi's are position from leader and (how wide the horse was at that position)

No	Horse	Plc	Mar	800 Posi	400 Posi	Time	3rd Qtr	4th Qt
2	THALASSOPHOBIA	1	0.0m	11.7m (0)	11.2m (1)	2:42.00	28.05s	26.73s
4	GLITTER AINT GOLD	2	1.4m	0.0m (0)	0.0m (0)	2:42.10	28.10s	27.60s
1	FRANCO NOVELIST	3	4.8m	7.5m (0)	7.5m (0)	2:42.35	28.10s	27.33s
6	LOYALIST	4	6.3m	15.5m (0)	14.8m (0)	2:42.46	28.04s	26.94s
9	JAY OK	5	8.9m	14.4m (1)	14.3m (2)	2:42.64	28.08s	27.16s
5	UNFAZED	6	10.2m	10.4m (1)	9.7m (2)	2:42.74	28.04s	27.57s
3	WHERES THE GOLD	7	11.8m	6.1m (1)	5.0m (2)	2:42.85	28.02s	28.01s
7	SMOOTH BUZZ	8	19.5m	19.3m (1)	18.4m (2)	2:43.41	28.02s	27.64s
8	CRAFTMANS CHARLIE	9	19.6m	2.1m (1)	2.8m (1)	2:43.42	28.15s	28.72s
10	BETTERTHANCASH	10	23.6m	3.7m (0)	3.8m (0)	2:43.71	28.10s	28.95s

Finish Position and metres gained

First Arrow shows distance gain/loss from 2nd Qtr to 3rd Qtr, Second Arrow shows distance gain/loss from 3rd Qtr to Finish
Blue arrow indicates best gain in these quarters.



800

Visual positions in race at 2nd Quarter



400

Visual positions in race at 3rd Quarter



Menangle Race 2 Distance 2300m

Saturday, 16 May 2026

Gross Time: 2:41.90 MileRate: 1:53.30 LeadTime: 48.10s First Qtr: 30.10s Second Qtr: 28.30s Third Qtr: 27.50s Fourth Qtr: 27.90s

DATA TABLE: 800 / 400 Posi's are position from leader and (how wide the horse was at that position)

No	Horse	Plc	Mar	800 Posi	400 Posi	Time	3rd Qtr	4th Qt
1	DOUBLE FEAR	1	0.0m	12.0m (0)	13.0m (1)	2:41.90	27.57s	27.01s
10	SOHO GUNSLINGER	2	0.1m	11.8m (1)	11.5m (2)	2:41.91	27.48s	27.12s
7	DOM TORETTO	3	4.0m	16.2m (1)	15.7m (3)	2:42.19	27.47s	27.11s
3	MIKE ROSS	4	4.8m	3.8m (0)	4.1m (0)	2:42.25	27.52s	27.97s
9	FORCE FULL	5	6.0m	20.0m (1)	20.0m (4)	2:42.34	27.51s	26.96s
8	CLASSIC MISSION	6	8.0m	16.1m (0)	17.1m (1)	2:42.49	27.57s	27.31s
5	SURFERS DELIGHT	7	8.1m	8.0m (1)	6.6m (1)	2:42.49	27.41s	28.04s
2	LAYDEN	8	12.0m	8.2m (0)	8.1m (0)	2:42.78	27.50s	28.22s
6	VITE MONET	9	12.9m	3.6m (1)	2.5m (1)	2:42.85	27.43s	28.67s
4	COASTAL DRIVE	10	13.9m	0.0m (0)	0.0m (0)	2:42.92	27.50s	28.92s


Finish Position and metres gained

First Arrow shows distance gain/loss from 2nd Qtr to 3rd Qtr, Second Arrow shows distance gain/loss from 3rd Qtr to Finish
Blue arrow indicates best gain in these quarters.



800

Visual positions in race at 2nd Quarter



400

Visual positions in race at 3rd Quarter



Menangle Race 3 Distance 2300m

Saturday, 16 May 2026


Gross Time: 2:42.50 MileRate: 1:53.70 LeadTime: 47.20s First Qtr: 28.40s Second Qtr: 29.60s Third Qtr: 29.10s Fourth Qtr: 28.20s

DATA TABLE: 800 / 400 Posi's are position from leader and (how wide the horse was at that position)

No	Horse	Plc	Mar	800 Posi	400 Posi	Time	3rd Qtr	4th Qt
9	CYNICAL	1	0.0m	11.2m (1)	11.3m (3)	2:42.50	29.09s	27.40s
5	REWATCH	2	10.2m	0.0m (0)	0.0m (0)	2:43.26	29.10s	28.96s
11	SWEET STRIKE	3	11.0m	15.3m (1)	14.0m (1)	2:43.32	28.99s	28.02s
6	PETES CRUNCH TIME	4	11.8m	16.0m (0)	18.2m (1)	2:43.37	29.23s	27.78s
8	SPIRIT OF ANARCHY	5	12.0m	7.0m (1)	6.6m (2)	2:43.39	29.06s	28.62s
3	MR TEDDY	6	14.5m	3.6m (0)	4.5m (0)	2:43.57	29.16s	28.95s
7	MIKI BE GOOD	7	15.6m	3.2m (1)	1.9m (1)	2:43.66	29.01s	29.22s
4	TITIAN RAIDER	8	17.7m	11.9m (0)	14.1m (0)	2:43.81	29.24s	28.51s
1	JALANEEL	9	25.0m	7.8m (0)	9.8m (0)	2:44.35	29.24s	29.35s

Finish Position and metres gained

First Arrow shows distance gain/loss from 2nd Qtr to 3rd Qtr, Second Arrow shows distance gain/loss from 3rd Qtr to Finish
Blue arrow indicates best gain in these quarters.



800

Visual positions in race at 2nd Quarter



400

Visual positions in race at 3rd Quarter



Menangle Race 4 Distance 1609m

Saturday, 16 May 2026


Gross Time: 1:50.20 MileRate: 1:50.20 LeadTime: 0.00s First Qtr: 27.10s Second Qtr: 28.40s Third Qtr: 27.20s Fourth Qtr: 27.50s

DATA TABLE: 800 / 400 Posi's are position from leader and (how wide the horse was at that position)

No	Horse	Plc	Mar	800 Posi	400 Posi	Time	3rd Qtr	4th Qt
9	SUGAR PIE HONEY	1	0.0m	0.7m (1)	0.8m (1)	1:50.20	27.21s	27.45s
8	LOUIE LOU I	2	0.4m	0.0m (0)	0.0m (0)	1:50.23	27.20s	27.53s
7	DOUBLE IT HARRY	3	6.9m	17.9m (1)	19.2m (2)	1:50.70	27.30s	26.69s
3	BROWNIESATMIDNIGHT	4	9.7m	9.6m (1)	10.8m (1)	1:50.90	27.29s	27.47s
6	GOLDEN TRIBE	5	11.3m	4.2m (0)	4.1m (0)	1:51.02	27.20s	28.04s
5	BALTUSROL	6	11.4m	14.0m (1)	14.5m (2)	1:51.02	27.24s	27.34s
10	ACTION MAJOR	7	14.1m	16.9m (0)	20.2m (1)	1:51.22	27.43s	27.15s
1	PET KITTY	8	16.8m	8.6m (0)	10.6m (0)	1:51.42	27.34s	28.00s
4	MAJOR ART	9	25.8m	5.5m (1)	6.7m (1)	1:52.07	27.29s	28.91s
2	AMERICAN HAMMER	10	28.8m	13.0m (0)	15.3m (0)	1:52.28	27.36s	28.54s

Finish Position and metres gained

First Arrow shows distance gain/loss from 2nd Qtr to 3rd Qtr, Second Arrow shows distance gain/loss from 3rd Qtr to Finish
Blue arrow indicates best gain in these quarters.



800

Visual positions in race at 2nd Quarter



400

Visual positions in race at 3rd Quarter



Menangle Race 5 Distance 1609m

Saturday, 16 May 2026

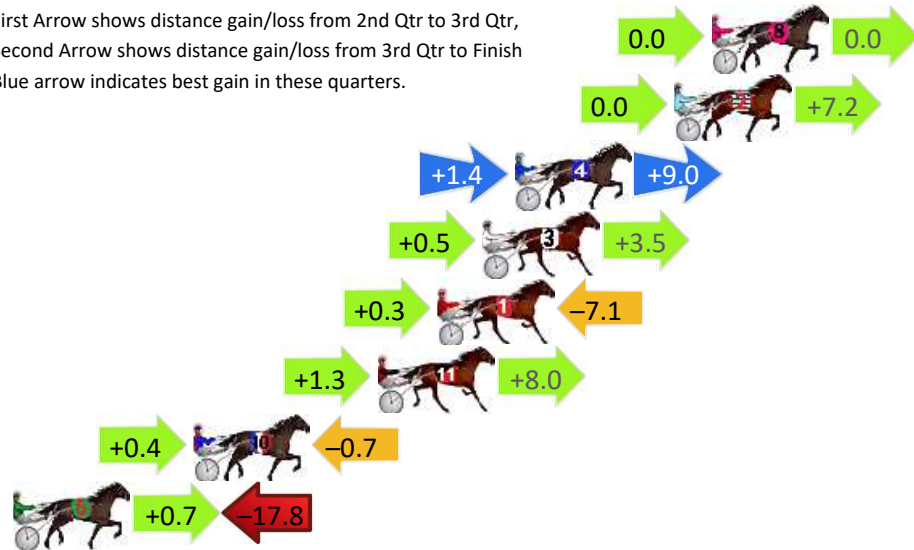
Gross Time: 1:49.40 MileRate: 1:49.40 LeadTime: 0.00s First Qtr: 27.80s Second Qtr: 28.20s Third Qtr: 26.90s Fourth Qtr: 26.50s

DATA TABLE: 800 / 400 Posi's are position from leader and (how wide the horse was at that position)

NoHorse	Plc	Mar	800 Posi	400 Posi	Time	3rd Qtr	4th Qt
8 HI MANAMEISJEFF	1	0.0m	0.0m (0)	0.0m (0)	1:49.40	26.90s	26.50s
2 PINSEEKER	2	1.5m	8.7m (0)	8.7m (1)	1:49.50	26.89s	26.03s
4 SEASIDER	3	7.9m	18.3m (0)	16.9m (0)	1:49.95	26.80s	25.93s
3 CAPTAIN BELLASARIO	4	9.2m	13.2m (0)	12.7m (0)	1:50.04	26.86s	26.30s
1 JILLIBY NITRO	5	11.0m	4.2m (0)	3.9m (0)	1:50.17	26.88s	27.01s
11 JORGE STREET	6	13.4m	22.7m (0)	21.4m (0)	1:50.34	26.80s	26.02s
10 NERANO	7	20.8m	20.5m (1)	20.1m (1)	1:50.85	26.87s	26.62s
6 CHASE A DREAM	8	33.1m	16.0m (1)	15.3m (1)	1:51.71	26.85s	27.80s

Finish Position and metres gained

First Arrow shows distance gain/loss from 2nd Qtr to 3rd Qtr, Second Arrow shows distance gain/loss from 3rd Qtr to Finish
Blue arrow indicates best gain in these quarters.



8
0
0

Visual positions in race at 2nd Quarter



4
0
0

Visual positions in race at 3rd Quarter

Menangle Race 6 Distance 1609m

Saturday, 16 May 2026


Gross Time: 1:51.60 MileRate: 1:51.60 LeadTime: 0.00s First Qtr: 27.40s Second Qtr: 29.70s Third Qtr: 27.50s Fourth Qtr: 27.00s

DATA TABLE: 800 / 400 Posi's are position from leader and (how wide the horse was at that position)

No	Horse	Plc	Mar	800 Posi	400 Posi	Time	3rd Qtr	4th Qt
6	MISSAUDACIOUS	1	0.0m	17.4m (1)	13.4m (2)	1:51.60	27.22s	26.09s
4	FARFALLA STRIDE	2	1.3m	8.6m (1)	5.5m (1)	1:51.69	27.29s	26.72s
1	ISLA ROCHELLE	3	3.4m	4.1m (0)	4.1m (0)	1:51.84	27.50s	26.96s
5	SKY BLU	4	4.4m	8.2m (0)	7.7m (0)	1:51.91	27.46s	26.79s
8	IMA QUEEN BEE	5	4.7m	0.0m (0)	0.0m (0)	1:51.93	27.50s	27.33s
9	PEACE OUT	6	4.9m	12.3m (0)	12.6m (1)	1:51.95	27.51s	26.49s
10	NAMAKA	7	5.1m	13.0m (1)	9.6m (2)	1:51.96	27.26s	26.71s
11	ISTHISJUSTFANTASY	8	10.1m	25.8m (0)	16.7m (1)	1:52.32	26.87s	26.58s
3	SMIRKIN SERENE	9	11.5m	4.5m (1)	2.0m (1)	1:52.42	27.33s	27.68s
7	GIPSY PRINCESS	10	11.6m	22.4m (1)	17.5m (2)	1:52.43	27.16s	26.64s

Finish Position and metres gained

First Arrow shows distance gain/loss from 2nd Qtr to 3rd Qtr, Second Arrow shows distance gain/loss from 3rd Qtr to Finish Blue arrow indicates best gain in these quarters.



800

Visual positions in race at 2nd Quarter



400

Visual positions in race at 3rd Quarter



Menangle Race 7 Distance 1609m

Saturday, 16 May 2026


Gross Time: 1:50.90 MileRate: 1:50.90 LeadTime: 0.00s First Qtr: 27.20s Second Qtr: 28.80s Third Qtr: 27.10s Fourth Qtr: 27.80s

DATA TABLE: 800 / 400 Posi's are position from leader and (how wide the horse was at that position)

No	Horse	Plc	Mar	800 Posi	400 Posi	Time	3rd Qtr	4th Qt
8	HARLEEQUIN	1	0.0m	16.8m (1)	17.4m (2)	1:50.90	27.16s	26.61s
5	JETTER SON	2	0.8m	7.0m (1)	4.9m (1)	1:50.96	26.97s	27.52s
3	HEIDSIECK	3	2.7m	4.5m (0)	4.7m (0)	1:51.10	27.12s	27.68s
4	WAMBOYNEINAMERICA	4	7.1m	2.5m (1)	0.8m (1)	1:51.42	26.99s	28.27s
2	SAINT CRUSADER	5	7.9m	0.0m (0)	0.0m (0)	1:51.48	27.10s	28.38s
9	INDASKY	6	8.1m	13.7m (0)	18.4m (1)	1:51.49	27.43s	27.14s
10	MAURLEN BOY	7	10.2m	22.1m (1)	21.5m (2)	1:51.65	27.08s	27.08s
1	BLACKJACK BART	8	16.3m	9.5m (0)	16.4m (0)	1:52.09	27.58s	27.87s
7	MANHATTEN CHICK	9	28.1m	11.1m (1)	13.1m (1)	1:52.95	27.25s	28.96s

Finish Position and metres gained

First Arrow shows distance gain/loss from 2nd Qtr to 3rd Qtr, Second Arrow shows distance gain/loss from 3rd Qtr to Finish. Blue arrow indicates best gain in these quarters.



800

Visual positions in race at 2nd Quarter



400

Visual positions in race at 3rd Quarter



Menangle Race 8 Distance 1609m

Saturday, 16 May 2026




Gross Time: 1:56.80 MileRate: 1:56.80 LeadTime: 0.00s First Qtr: 28.60s Second Qtr: 31.30s Third Qtr: 29.50s Fourth Qtr: 27.40s

DATA TABLE: 800 / 400 Posi's are position from leader and (how wide the horse was at that position)

No	Horse	Plc	Mar	800 Posi	400 Posi	Time	3rd Qtr	4th Qt
9	I AM HELLBOUND	1	0.0m	29.0m (1)	14.8m (2)	1:56.80	28.42s	26.35s
8	COURAGE STRIDE	2	2.9m	21.1m (1)	6.1m (1)	1:57.01	28.39s	27.18s
10	YOUR MAJESTY	3	4.0m	25.2m (1)	10.9m (2)	1:57.09	28.42s	26.92s
7	ALMIGHTY FEAR	4	4.4m	0.0m (0)	0.0m (0)	1:57.12	29.50s	27.72s
4	MAXIMUS MERIDIUS	5	11.0m	13.4m (0)	13.5m (1)	1:57.59	29.47s	27.24s
3	THE PRIESTESS	6	15.6m	16.8m (1)	2.5m (1)	1:57.93	28.45s	28.35s
1	AFFAIRE DE COVER	7	16.8m	9.3m (0)	8.5m (0)	1:58.01	29.42s	28.01s
5	SUNNY GEE	8	16.8m	17.2m (0)	17.5m (1)	1:58.01	29.47s	27.38s
6	PARAMOUNT KIWI	9	26.8m	23.7m (0)	20.8m (2)	1:58.73	29.23s	27.86s
2	THEBESTBOURBON	10	27.3m	4.4m (0)	4.5m (0)	1:58.77	29.50s	29.05s

Finish Position and metres gained

First Arrow shows distance gain/loss from 2nd Qtr to 3rd Qtr, Second Arrow shows distance gain/loss from 3rd Qtr to Finish Blue arrow indicates best gain in these quarters.



Menangle Race 9 Distance 1609m

Saturday, 16 May 2026

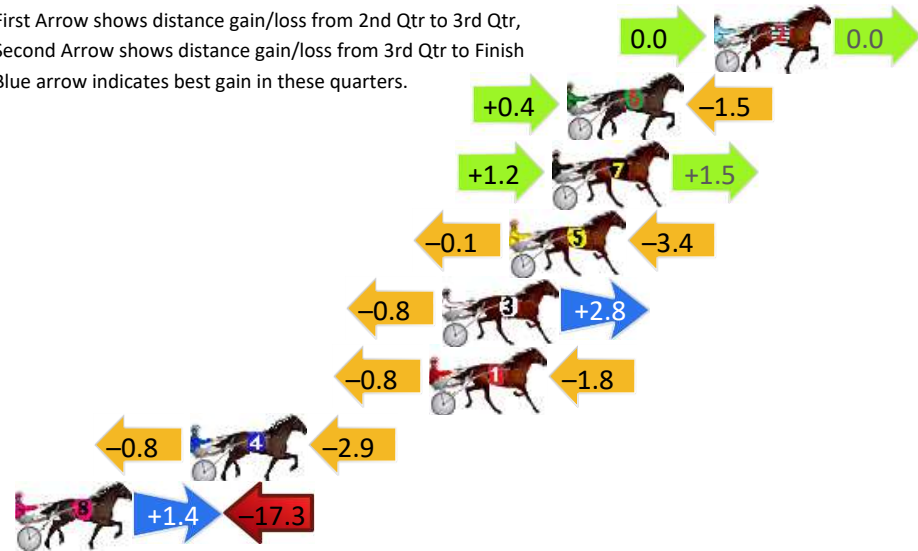
Gross Time: 1:51.60 MileRate: 1:51.60 LeadTime: 0.00s First Qtr: 28.00s Second Qtr: 29.70s Third Qtr: 27.50s Fourth Qtr: 26.40s

DATA TABLE: 800 / 400 Posi's are position from leader and (how wide the horse was at that position)

No	Horse	Plc	Mar	800 Posi	400 Posi	Time	3rd Qtr	4th Qt
2	SENSES	1	0.0m	0.0m (0)	0.0m (0)	1:51.60	27.50s	26.40s
6	NOCTURNAL	2	5.9m	4.8m (1)	4.4m (1)	1:52.01	27.47s	26.52s
7	BETTORLEFTALONE	3	6.5m	9.2m (1)	8.0m (1)	1:52.05	27.41s	26.32s
5	SOHO WASHINGTON	4	8.2m	4.7m (0)	4.8m (0)	1:52.17	27.50s	26.65s
3	EYE CAN EAR AMOUR	5	10.9m	12.9m (0)	13.7m (0)	1:52.36	27.54s	26.24s
1	DEVIOUS MINDS	6	11.4m	8.8m (0)	9.6m (0)	1:52.39	27.54s	26.55s
4	LOCHINVAR LEADER	7	21.0m	17.3m (0)	18.1m (1)	1:53.06	27.53s	26.65s
8	ROCK WITH THE BEST	8	29.5m	13.6m (1)	12.2m (1)	1:53.65	27.39s	27.64s

Finish Position and metres gained

First Arrow shows distance gain/loss from 2nd Qtr to 3rd Qtr, Second Arrow shows distance gain/loss from 3rd Qtr to Finish
Blue arrow indicates best gain in these quarters.



8
0
0

Visual positions in race at 2nd Quarter



4
0
0

Visual positions in race at 3rd Quarter

