

# Menangle Race 1 Distance 2300m

Tuesday, 19 May 2026

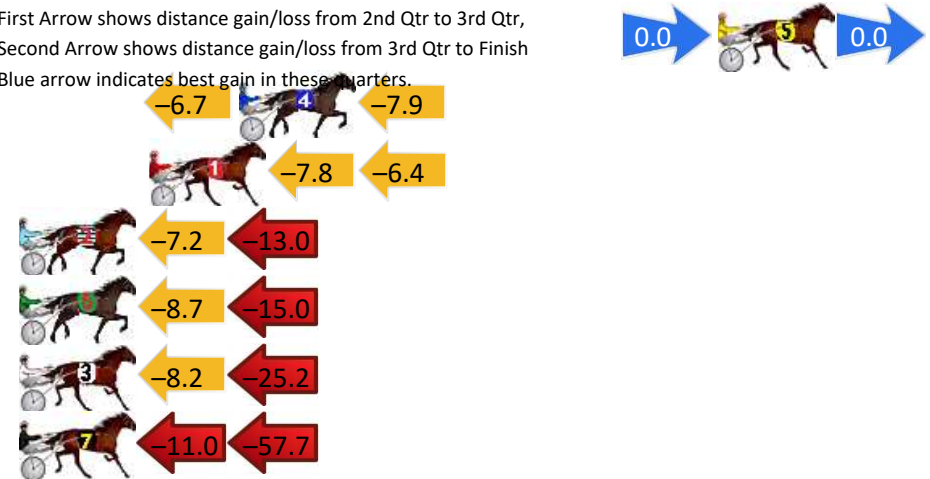
Gross Time: 2:47.90 MileRate: 1:57.50 LeadTime: 51.90s First Qtr: 28.60s Second Qtr: 30.50s Third Qtr: 28.10s Fourth Qtr: 28.80s

DATA TABLE: 800 / 400 Posi's are position from leader and (how wide the horse was at that position)

No	Horse	Plc	Mar	800 Posi	400 Posi	Time	3rd Qtr	4th Qt
5	SUPERIOR STRIDE	1	0.0m	0.0m (0)	0.0m (0)	2:47.90	28.10s	28.80s
4	WHAT THE TOOTH	2	19.2m	4.6m (0)	11.3m (0)	2:49.35	28.58s	29.45s
1	MAXIMUM STRIDE	3	22.8m	8.6m (0)	16.4m (0)	2:49.62	28.66s	29.36s
2	PURPLE MOON	4	33.4m	13.2m (0)	20.4m (0)	2:50.42	28.62s	29.88s
6	CEE CEE IN PARIS	5	45.5m	21.8m (0)	30.5m (1)	2:51.34	28.73s	30.09s
3	LONELY ROAD	6	51.2m	17.8m (0)	26.0m (0)	2:51.77	28.70s	30.83s
7	GLADIATRIX	7	170.3m	101.6m (0)	112.6m (0)	3:00.77	28.96s	33.71s

## Finish Position and metres gained

First Arrow shows distance gain/loss from 2nd Qtr to 3rd Qtr, Second Arrow shows distance gain/loss from 3rd Qtr to Finish. Blue arrow indicates best gain in these quarters.



# Menangle Race 2 Distance 1609m

Tuesday, 19 May 2026



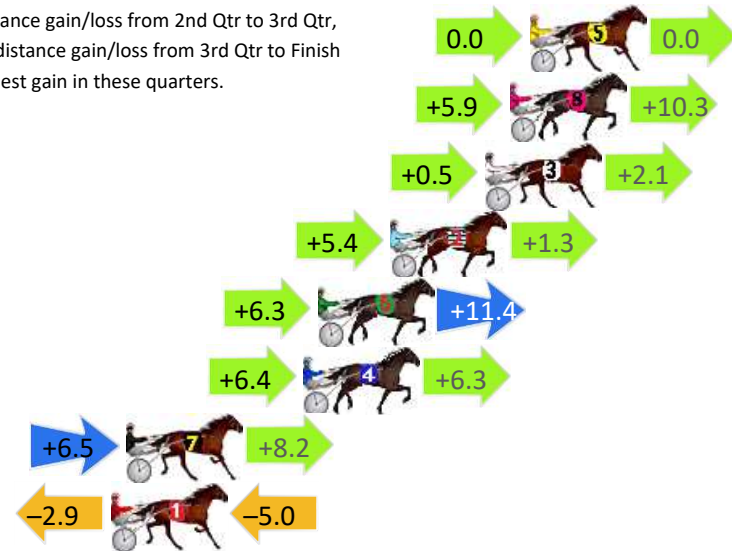
Gross Time: 1:57.10 MileRate: 1:57.10 LeadTime: 0.00s First Qtr: 29.00s Second Qtr: 30.80s Third Qtr: 29.00s Fourth Qtr: 28.30s

DATA TABLE: 800 / 400 Posi's are position from leader and (how wide the horse was at that position)

No	Horse	Plc	Mar	800 Posi	400 Posi	Time	3rd Qtr	4th Qt
5	ITZFERGIETIME	1	0.0m	0.0m (0)	0.0m (0)	1:57.10	29.00s	28.30s
8	SAN JUAN MOUNTAIN	2	0.8m	17.0m (1)	11.1m (2)	1:57.16	28.56s	27.57s
3	ORIA	3	1.8m	4.4m (0)	3.9m (0)	1:57.23	28.96s	28.15s
2	AFFAIRE DE COVER	4	5.6m	12.3m (1)	6.9m (1)	1:57.52	28.61s	28.22s
6	SHOULD BEABARCA	5	8.5m	26.2m (1)	19.9m (1)	1:57.73	28.53s	27.52s
4	LAST CLANSMAN	6	9.1m	21.8m (1)	15.4m (1)	1:57.78	28.53s	27.88s
7	CHIEF RUNNINGCLOUD	7	16.2m	30.9m (1)	24.4m (1)	1:58.30	28.51s	27.77s
1	EWING	8	16.8m	8.9m (0)	11.8m (0)	1:58.35	29.20s	28.71s

## Finish Position and metres gained

First Arrow shows distance gain/loss from 2nd Qtr to 3rd Qtr, Second Arrow shows distance gain/loss from 3rd Qtr to Finish  
Blue arrow indicates best gain in these quarters.



Visual positions in race at 2nd Quarter

Visual positions in race at 3rd Quarter



# Menangle Race 3 Distance 1609m

Tuesday, 19 May 2026


Gross Time: 1:54.00 MileRate: 1:54.00 LeadTime: 0.00s First Qtr: 26.50s Second Qtr: 29.40s Third Qtr: 28.90s Fourth Qtr: 29.20s

DATA TABLE: 800 / 400 Posi's are position from leader and (how wide the horse was at that position)

No	Horse	Plc	Mar	800 Posi	400 Posi	Time	3rd Qtr	4th Qt
1	DUTTON	1	0.0m	8.9m (0)	9.6m (1)	1:54.00	28.95s	28.51s
3	TRISTAR FOR CHRIS	2	1.2m	16.8m (1)	12.6m (2)	1:54.09	28.60s	28.38s
7	WILLS WAY	3	3.2m	0.0m (0)	0.0m (0)	1:54.25	28.90s	29.45s
2	HYKEEPMEPOSTED	4	3.5m	12.6m (1)	8.7m (2)	1:54.27	28.62s	28.84s
10	MADAZALWAYS	5	3.8m	25.2m (1)	16.7m (3)	1:54.29	28.29s	28.29s
5	TOMMYS LUCK	6	4.9m	8.8m (1)	4.1m (1)	1:54.38	28.57s	29.28s
6	HESAA LISTER	7	7.0m	4.5m (0)	5.0m (0)	1:54.54	28.94s	29.38s
4	MICKEY BE NIMBLE	8	8.2m	13.9m (0)	14.1m (1)	1:54.63	28.91s	28.81s
9	BETTOR BE LUCKY	9	14.3m	20.7m (1)	22.7m (3)	1:55.10	29.05s	28.65s
8	CLASSICMAJOR	10	15.2m	19.5m (0)	18.7m (2)	1:55.16	28.85s	29.02s

## Finish Position and metres gained

First Arrow shows distance gain/loss from 2nd Qtr to 3rd Qtr, Second Arrow shows distance gain/loss from 3rd Qtr to Finish  
Blue arrow indicates best gain in these quarters.



800

Visual positions in race at 2nd Quarter



400

Visual positions in race at 3rd Quarter



# Menangle Race 4 Distance 1609m

Tuesday, 19 May 2026


Gross Time: 1:52.60 MileRate: 1:52.60 LeadTime: 0.00s First Qtr: 26.90s Second Qtr: 29.30s Third Qtr: 29.00s Fourth Qtr: 27.40s

DATA TABLE: 800 / 400 Posi's are position from leader and (how wide the horse was at that position)

No	Horse	Plc	Mar	800 Posi	400 Posi	Time	3rd Qtr	4th Qt
8	EBONY KARALTA	1	0.0m	4.2m (0)	5.3m (1)	1:52.60	29.07s	27.03s
10	PERFECTDELIGHT	2	0.2m	0.0m (0)	0.0m (0)	1:52.61	29.00s	27.41s
9	AGENTOFGOODINTE NT	3	7.8m	21.8m (1)	24.6m (3)	1:53.16	29.15s	26.24s
1	JACQUELINE ROSE	4	8.5m	8.3m (0)	11.4m (0)	1:53.21	29.20s	27.21s
2	THE EYE IN THE SKY	5	15.1m	12.8m (0)	15.4m (0)	1:53.69	29.16s	27.41s
5	CYCLONE JENNI	6	17.9m	13.7m (1)	17.0m (2)	1:53.89	29.20s	27.50s
3	AVENGER	7	18.4m	8.7m (1)	11.6m (1)	1:53.93	29.19s	27.91s
6	SEABOW	8	18.5m	17.2m (0)	20.0m (0)	1:53.93	29.16s	27.33s
7	D J ROCK	9	20.0m	21.4m (0)	25.9m (1)	1:54.04	29.27s	27.03s
4	PELIGROSO	10	22.5m	17.6m (1)	20.7m (2)	1:54.22	29.18s	27.57s


## Finish Position and metres gained

First Arrow shows distance gain/loss from 2nd Qtr to 3rd Qtr, Second Arrow shows distance gain/loss from 3rd Qtr to Finish  
Blue arrow indicates best gain in these quarters.



8  
0  
0

Visual positions in race at 2nd Quarter



4  
0  
0

Visual positions in race at 3rd Quarter



# Menangle Race 5 Distance 1609m

Tuesday, 19 May 2026


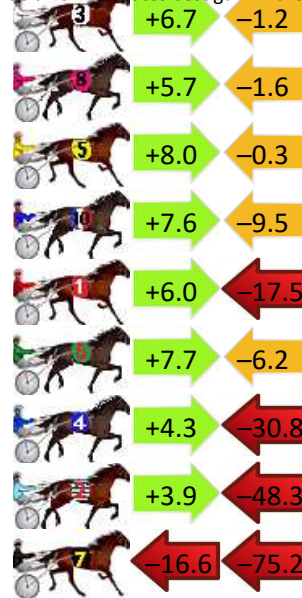
Gross Time: 1:50.40 MileRate: 1:50.40 LeadTime: 0.00s First Qtr: 26.00s Second Qtr: 28.20s Third Qtr: 28.60s Fourth Qtr: 27.60s

DATA TABLE: 800 / 400 Posi's are position from leader and (how wide the horse was at that position)

No	Horse	Plc	Mar	800 Posi	400 Posi	Time	3rd Qtr	4th Qt
9	MAXO MIGHTY	1	0.0m	21.5m (1)	0.0m (0)	1:50.40	27.09s	27.60s
3	CHARLIES ACE	2	34.8m	40.3m (1)	33.6m (2)	1:52.93	28.12s	27.78s
8	OUR UNCLE JIM	3	35.3m	39.4m (0)	33.7m (1)	1:52.96	28.19s	27.81s
5	THE EX HORSEIST	4	36.4m	44.1m (1)	36.1m (3)	1:53.04	28.03s	27.72s
10	CLEAR LEFT	5	38.3m	36.4m (1)	28.8m (1)	1:53.18	28.07s	28.37s
1	ROYAL VINCENT	6	38.9m	27.4m (0)	21.4m (1)	1:53.22	28.17s	28.93s
6	THERES WALLY	7	43.6m	45.1m (0)	37.4m (1)	1:53.57	28.05s	28.15s
4	RIO DE JANEIRO BLUE	8	44.8m	18.3m (0)	14.0m (1)	1:53.65	28.29s	29.88s
2	BEV THE GOAT	9	76.4m	32.0m (0)	28.1m (0)	1:55.95	28.32s	31.19s
7	RAYS REDEMPTION	10	91.8m	0.0m (0)	16.6m (0)	1:57.07	29.76s	33.11s

## Finish Position and metres gained

First Arrow shows distance gain/loss from 2nd Qtr to 3rd Qtr, Second Arrow shows distance gain/loss from 3rd Qtr to Finish. Blue arrow indicates best gain in these quarters.



# Menangle Race 6 Distance 1609m

Tuesday, 19 May 2026

Gross Time: 1:52.80 MileRate: 1:52.80 LeadTime: 0.00s First Qtr: 27.70s Second Qtr: 30.30s Third Qtr: 28.30s Fourth Qtr: 26.50s

DATA TABLE: 800 / 400 Posi's are position from leader and (how wide the horse was at that position)

No	Horse	Plc	Mar	800 Posi	400 Posi	Time	3rd Qtr	4th Qt
1	ARK SEA	1	0.0m	0.0m (0)	0.0m (0)	1:52.80	28.30s	26.50s
8	JILLIBY FABIO	2	2.3m	3.8m (1)	2.6m (1)	1:52.96	28.21s	26.49s
2	FASTING	3	4.5m	4.6m (0)	4.1m (0)	1:53.11	28.26s	26.53s
4	WE ALWAYS HAVE FAITH	4	7.2m	8.8m (0)	9.0m (1)	1:53.30	28.29s	26.39s
3	OUTSIDE FIGHTER	5	8.4m	7.8m (1)	7.8m (2)	1:53.39	28.28s	26.56s
5	QUIET STORM	6	9.1m	13.7m (0)	12.3m (0)	1:53.44	28.18s	26.30s
9	CARLO GAMBINO	7	12.0m	12.3m (1)	11.6m (2)	1:53.64	28.22s	26.55s
7	CASH AND BLING	8	13.6m	17.6m (0)	17.6m (0)	1:53.75	28.26s	26.25s
6	MIKI COHEN	9	16.7m	16.6m (1)	15.7m (2)	1:53.97	28.20s	26.60s

## Finish Position and metres gained

First Arrow shows distance gain/loss from 2nd Qtr to 3rd Qtr, Second Arrow shows distance gain/loss from 3rd Qtr to Finish Blue arrow indicates best gain in these quarters.



800

Visual positions in race at 2nd Quarter



400

Visual positions in race at 3rd Quarter



# Menangle Race 7 Distance 1609m

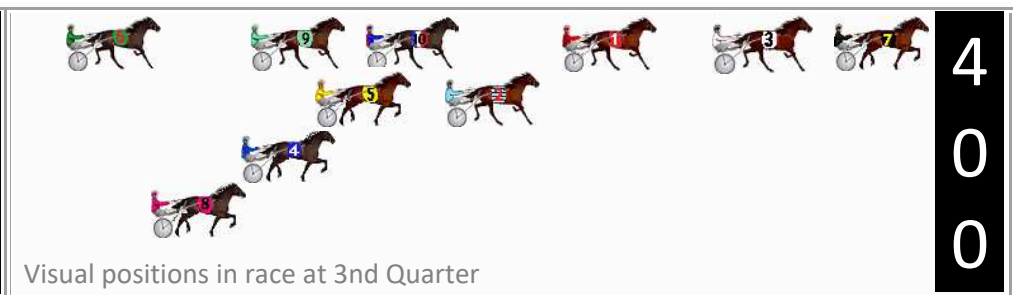


Tuesday, 19 May 2026

Gross Time: 1:52.10 MileRate: 1:52.10 LeadTime: 0.00s First Qtr: 27.10s Second Qtr: 28.60s Third Qtr: 28.40s Fourth Qtr: 28.00s

DATA TABLE: 800 / 400 Posi's are position from leader and (how wide the horse was at that position)

No	Horse	Plc	Mar	800 Posi	400 Posi	Time	3rd Qtr	4th Qt
7	BETTORLIGHTEM UP	1	0.0m	0.0m (0)	0.0m (0)	1:52.10	28.40s	28.00s
2	ADMIRABLE	2	13.5m	13.3m (0)	15.6m (1)	1:53.09	28.55s	27.90s
9	SURF ACE	3	13.7m	28.7m (1)	23.4m (0)	1:53.11	28.01s	27.37s
8	SPIRIT OF ARION	4	15.1m	20.5m (1)	27.4m (3)	1:53.21	28.87s	27.19s
10	WESTERN STYLE	5	16.9m	18.1m (0)	18.8m (0)	1:53.34	28.44s	27.92s
3	CAULONIA COURAGE	6	17.4m	4.5m (0)	4.9m (0)	1:53.38	28.42s	28.94s
6	HAS THE COURAGE	7	19.3m	24.8m (1)	30.8m (0)	1:53.52	28.81s	27.26s
1	CHEDDAR VALLEY	8	20.0m	9.4m (0)	10.9m (0)	1:53.57	28.50s	28.71s
5	SWEET ROCKY	9	33.5m	12.3m (1)	20.8m (1)	1:54.57	28.99s	29.01s
4	FE FE ON FIRE	10	38.7m	16.6m (1)	23.8m (2)	1:54.95	28.90s	29.18s

## Finish Position and metres gained



# Menangle Race 8 Distance 1609m

Tuesday, 19 May 2026

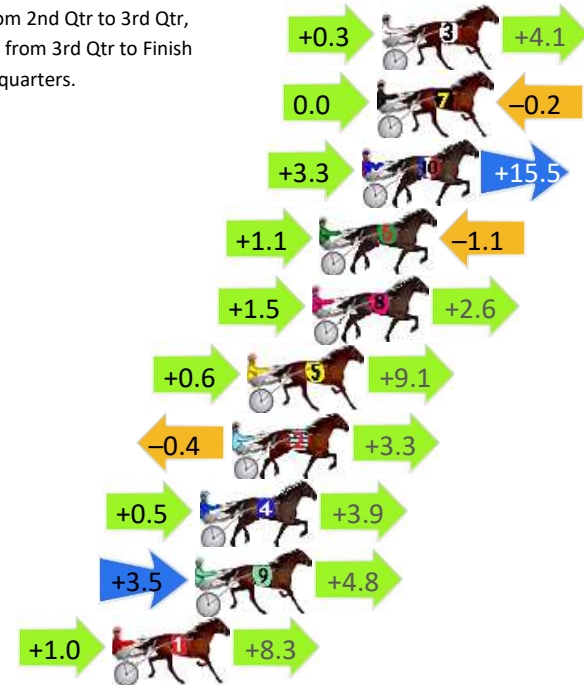
Gross Time: 1:52.40 MileRate: 1:52.40 LeadTime: 0.00s First Qtr: 27.20s Second Qtr: 29.50s Third Qtr: 27.20s Fourth Qtr: 28.50s

DATA TABLE: 800 / 400 Posi's are position from leader and (how wide the horse was at that position)

No	Horse	Plc	Mar	800 Posi	400 Posi	Time	3rd Qtr	4th Qt
3	DESSIE GEE	1	0.0m	4.4m (0)	4.1m (0)	1:52.40	27.18s	28.22s
7	RAVISHING SLOY	2	0.2m	0.0m (0)	0.0m (0)	1:52.41	27.20s	28.51s
10	PERFECT STRIDE	3	0.8m	19.6m (1)	16.3m (2)	1:52.46	27.00s	27.43s
6	DOUBLE ACT	4	2.5m	2.5m (1)	1.4m (1)	1:52.59	27.13s	28.59s
8	MONTALBANO	5	2.8m	6.9m (1)	5.4m (1)	1:52.61	27.11s	28.34s
5	TERRY	6	5.4m	15.1m (0)	14.5m (0)	1:52.80	27.18s	27.90s
2	VAN BASTEN	7	6.0m	8.9m (0)	9.3m (0)	1:52.85	27.24s	28.31s
4	HES A MEISTER	8	7.3m	11.7m (1)	11.2m (1)	1:52.95	27.19s	28.27s
9	CYA ART	9	7.5m	15.8m (1)	12.3m (2)	1:52.96	26.98s	28.21s
1	ROCLEA IMAGE	10	10.8m	20.1m (0)	19.1m (0)	1:53.21	27.16s	27.99s

## Finish Position and metres gained

First Arrow shows distance gain/loss from 2nd Qtr to 3rd Qtr, Second Arrow shows distance gain/loss from 3rd Qtr to Finish  
Blue arrow indicates best gain in these quarters.



800

Visual positions in race at 2nd Quarter



400

Visual positions in race at 3rd Quarter

