

Wagga Riverina Race 1 Distance 1740m

Tuesday, 19 May 2026


Gross Time: 2:06.50 MileRate: 1:57.00 LeadTime: 8.80s First Qtr: 29.10s Second Qtr: 29.70s Third Qtr: 29.60s Fourth Qtr: 29.30s

DATA TABLE: 800 / 400 Posi's are position from leader and (how wide the horse was at that position)

No	Horse	Plc	Mar	800 Posi	400 Posi	Time	3rd Qtr	4th Qt
6	THE BANKER	1	0.0m	18.1m (1)	9.8m (3)	2:06.50	28.99s	28.58s
1	SPRING DELIGHT	2	3.0m	0.0m (0)	0.0m (0)	2:06.73	29.60s	29.53s
7	BARWEN STORM	3	3.7m	21.9m (1)	11.8m (4)	2:06.78	28.85s	28.72s
2	STARS ABROAD	4	4.6m	9.1m (1)	8.2m (1)	2:06.85	29.53s	29.05s
8	ORAMA	5	5.0m	12.2m (0)	12.3m (1)	2:06.88	29.60s	28.78s
5	ARKLOW	6	7.0m	13.2m (1)	5.7m (3)	2:07.04	29.05s	29.42s
4	RACING WRITER	7	14.7m	5.3m (1)	5.2m (2)	2:07.63	29.59s	30.05s
3	SHEZ BETTORS BABE	8	16.5m	0.9m (1)	1.1m (1)	2:07.77	29.61s	30.49s
10	LITTLE COOL	9	37.0m	7.9m (0)	11.2m (0)	2:09.34	29.84s	31.32s
9	BACKPADDOCKJACK	10	58.9m	3.8m (0)	6.3m (0)	2:11.03	29.78s	33.37s


Finish Position and metres gained

First Arrow shows distance gain/loss from 2nd Qtr to 3rd Qtr, Second Arrow shows distance gain/loss from 3rd Qtr to Finish. Blue arrow indicates best gain in these quarters.



800

Visual positions in race at 2nd Quarter



400

Visual positions in race at 3rd Quarter



Powered by



Harness Analyser

Sectional Analysis Software

Not just form | Free Trial

www.facebook.com/PJHarnessRacing



RISE Digital, Harness Racing Australia nor the provider accepts any responsibility for the completeness or accuracy of any of the information contained herein, and makes no representations about its suitability for any particular purpose. Users should make their own judgements about those matters and/or seek independent advice. You assume all risks associated with use of data provided on this page

Wagga Riverina Race 2 Distance 1740m

Tuesday, 19 May 2026


Gross Time: 2:04.80 MileRate: 1:55.50 LeadTime: 8.60s First Qtr: 27.80s Second Qtr: 30.80s Third Qtr: 29.10s Fourth Qtr: 28.50s

DATA TABLE: 800 / 400 Posi's are position from leader and (how wide the horse was at that position)

NoHorse	Plc	Mar	800 Posi	400 Posi	Time	3rd Qtr	4th Qt
9 LITTLE WONDER	1	0.0m	5.6m (1)	2.0m (2)	2:04.80	28.83s	28.36s
8 THE KING OFTHEROAD	2	0.5m	18.6m (1)	6.4m (2)	2:04.84	28.21s	28.08s
5 LITTLE SASSY BOY	3	1.1m	23.3m (1)	10.8m (2)	2:04.88	28.18s	27.81s
10 EYES OFF TIGER	4	6.3m	10.1m (1)	4.5m (1)	2:05.27	28.69s	28.65s
6 ROLLONART	5	14.2m	0.9m (1)	0.0m (1)	2:05.86	29.03s	29.56s
3 CARLISLE WAY	6	19.9m	8.9m (0)	11.7m (0)	2:06.29	29.30s	29.15s
1 LOWER WEST SIDE	7	23.7m	0.0m (0)	3.4m (0)	2:06.57	29.34s	30.03s
4 RYKER	8	24.3m	14.2m (1)	8.9m (1)	2:06.62	28.71s	29.68s
2 SHEZFAIRYSWEET	9	33.8m	4.7m (0)	7.6m (0)	2:07.33	29.30s	30.49s
7 MILOLA ROCK	10	34.3m	13.3m (0)	16.8m (1)	2:07.37	29.34s	29.87s

Finish Position and metres gained

First Arrow shows distance gain/loss from 2nd Qtr to 3rd Qtr, Second Arrow shows distance gain/loss from 3rd Qtr to Finish
Blue arrow indicates best gain in these quarters.



800

Visual positions in race at 2nd Quarter



400

Visual positions in race at 3rd Quarter



Wagga Riverina Race 3 Distance 1740m

Tuesday, 19 May 2026


Gross Time: 2:08.90 MileRate: 1:59.20 LeadTime: 8.90s First Qtr: 30.90s Second Qtr: 30.30s Third Qtr: 29.90s Fourth Qtr: 28.90s

DATA TABLE: 800 / 400 Posi's are position from leader and (how wide the horse was at that position)

No	Horse	Plc	Mar	800 Posi	400 Posi	Time	3rd Qtr	4th Qt
4	BIDGEE BABE	1	0.0m	0.0m (0)	0.0m (0)	2:08.90	29.90s	28.90s
6	ALL SO SASSY	2	8.8m	19.6m (2)	14.0m (3)	2:09.57	29.46s	28.55s
10	THE CLOCK WINDER	3	9.9m	15.6m (2)	9.6m (2)	2:09.65	29.44s	28.95s
7	JUNGLE SHARK	4	10.6m	14.1m (1)	15.1m (2)	2:09.70	29.95s	28.60s
3	EMIKO	5	14.8m	10.3m (1)	11.5m (1)	2:10.02	29.97s	29.18s
1	NIXSUN	6	15.3m	9.4m (0)	10.4m (0)	2:10.06	29.96s	29.30s
5	MASTER OF ILLUSION	7	19.0m	4.9m (0)	5.8m (0)	2:10.34	29.96s	29.92s
9	CRIMSON ROCK	8	21.1m	13.5m (0)	14.4m (0)	2:10.50	29.95s	29.45s
8	THE LURKER	9	22.8m	5.5m (1)	7.4m (1)	2:10.63	30.03s	30.09s

Finish Position and metres gained

First Arrow shows distance gain/loss from 2nd Qtr to 3rd Qtr, Second Arrow shows distance gain/loss from 3rd Qtr to Finish. Blue arrow indicates best gain in these quarters.



800

Visual positions in race at 2nd Quarter



400

Visual positions in race at 3rd Quarter

Wagga Riverina Race 4 Distance 1740m

Tuesday, 19 May 2026

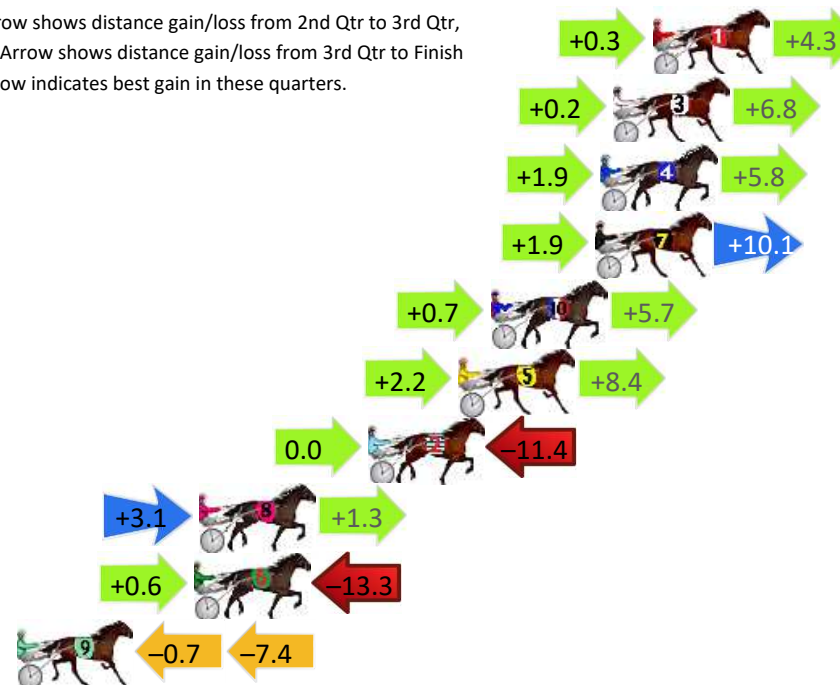
Gross Time: 2:09.80 MileRate: 2:00.00 LeadTime: 8.60s First Qtr: 30.40s Second Qtr: 31.30s Third Qtr: 30.00s Fourth Qtr: 29.50s

DATA TABLE: 800 / 400 Posi's are position from leader and (how wide the horse was at that position)

No	Horse	Plc	Mar	800 Posi	400 Posi	Time	3rd Qtr	4th Qt
1	GLAMORS SYMBOL	1	0.0m	4.6m (0)	4.3m (0)	2:09.80	29.98s	29.18s
3	DEADLINE	2	1.6m	8.6m (0)	8.4m (0)	2:09.92	29.98s	29.00s
4	NOTTADOUBT	3	2.1m	9.8m (1)	7.9m (2)	2:09.96	29.85s	29.08s
7	GLAMOUR FOX	4	2.3m	14.3m (1)	12.4m (2)	2:09.98	29.85s	28.76s
10	LIFE GETS BETTER	5	6.5m	12.9m (0)	12.2m (0)	2:10.30	29.94s	29.10s
5	KEAYANG ALEX	6	7.8m	18.4m (1)	16.2m (1)	2:10.40	29.83s	28.90s
2	MAGIC SHOOS	7	11.4m	0.0m (0)	0.0m (0)	2:10.68	30.00s	30.38s
8	CRACKER MISS	8	18.2m	22.6m (1)	19.5m (2)	2:11.21	29.75s	29.47s
6	KEAYANG LADYBUG	9	18.4m	5.7m (1)	5.1m (1)	2:11.22	29.95s	30.54s
9	ALISKI	10	25.5m	17.4m (0)	18.1m (0)	2:11.77	30.04s	30.13s

Finish Position and metres gained

First Arrow shows distance gain/loss from 2nd Qtr to 3rd Qtr, Second Arrow shows distance gain/loss from 3rd Qtr to Finish
Blue arrow indicates best gain in these quarters.



800

Visual positions in race at 2nd Quarter



400

Visual positions in race at 3rd Quarter



Wagga Riverina Race 5 Distance 2270m

Tuesday, 19 May 2026

Gross Time: 2:46.30 MileRate: 1:57.90 LeadTime: 47.90s First Qtr: 30.70s Second Qtr: 30.20s Third Qtr: 28.50s Fourth Qtr: 29.00s

DATA TABLE: 800 / 400 Posi's are position from leader and (how wide the horse was at that position)

NoHorse	Plc	Mar	800 Posi	400 Posi	Time	3rd Qtr	4th Qt
9 GOODTIME JAZZI	1	0.0m	4.8m (0)	5.3m (0)	2:46.30	28.54s	28.62s
2 NO ALIBI	2	0.5m	17.6m (1)	9.8m (2)	2:46.34	27.95s	28.34s
4 WAMBOYNE MACHETE	3	0.5m	9.9m (0)	10.4m (0)	2:46.34	28.54s	28.30s
1 KRISSY	4	4.0m	0.0m (0)	0.0m (0)	2:46.60	28.50s	29.30s
7 ARENDELLE	5	5.1m	8.3m (1)	5.9m (2)	2:46.69	28.33s	28.97s
3 WARIEDA BOY	6	5.3m	16.9m (0)	13.7m (2)	2:46.70	28.28s	28.42s
6 KALKADOON DREAMING	7	6.7m	12.5m (1)	9.8m (1)	2:46.81	28.31s	28.81s
8 KRISTYSGIRL	8	9.1m	4.1m (1)	5.6m (1)	2:46.99	28.61s	29.29s
5 MIRADOR LASS	9	18.3m	21.9m (1)	17.1m (3)	2:47.69	28.17s	29.17s

Finish Position and metres gained

First Arrow shows distance gain/loss from 2nd Qtr to 3rd Qtr, Second Arrow shows distance gain/loss from 3rd Qtr to Finish
Blue arrow indicates best gain in these quarters.



800

Visual positions in race at 2nd Quarter



400

Visual positions in race at 3rd Quarter



Wagga Riverina Race 6 Distance 1740m

Tuesday, 19 May 2026


Gross Time: 2:08.30 MileRate: 1:58.60 LeadTime: 8.90s First Qtr: 30.40s Second Qtr: 31.70s Third Qtr: 29.40s Fourth Qtr: 27.90s

DATA TABLE: 800 / 400 Posi's are position from leader and (how wide the horse was at that position)

No	Horse	Plc	Mar	800 Posi	400 Posi	Time	3rd Qtr	4th Qt
7	ALL JOKIN ASIDE	1	0.0m	19.5m (1)	0.3m (2)	2:08.30	27.99s	27.88s
4	SHUDDER	2	2.3m	0.0m (0)	0.0m (0)	2:08.47	29.40s	28.07s
6	STAY ALPHA	3	10.9m	4.1m (0)	4.5m (0)	2:09.10	29.42s	28.38s
2	UNDENIABLY NEEDY	4	14.4m	10.7m (1)	3.1m (1)	2:09.36	28.84s	28.74s
8	STIPULATING	5	19.0m	23.9m (1)	8.7m (3)	2:09.69	28.27s	28.67s
1	CRANKINOVER	6	19.3m	9.0m (0)	10.4m (0)	2:09.72	29.48s	28.58s
10	SHOOBEE'S SUNSET	7	21.1m	14.9m (1)	7.9m (2)	2:09.85	28.87s	28.89s
5	TINNYSMEDAD	8	26.9m	19.2m (0)	18.3m (1)	2:10.27	29.30s	28.57s
9	BEATS TRUE	9	37.1m	14.0m (0)	14.3m (2)	2:11.02	29.40s	29.60s
3	ARTFUL DOLLAR	10	49.3m	6.4m (1)	11.8m (1)	2:11.92	29.77s	30.68s


Finish Position and metres gained

First Arrow shows distance gain/loss from 2nd Qtr to 3rd Qtr, Second Arrow shows distance gain/loss from 3rd Qtr to Finish
Blue arrow indicates best gain in these quarters.



800

Visual positions in race at 2nd Quarter



400

Visual positions in race at 3rd Quarter



Wagga Riverina Race 7 Distance 2270m

Tuesday, 19 May 2026


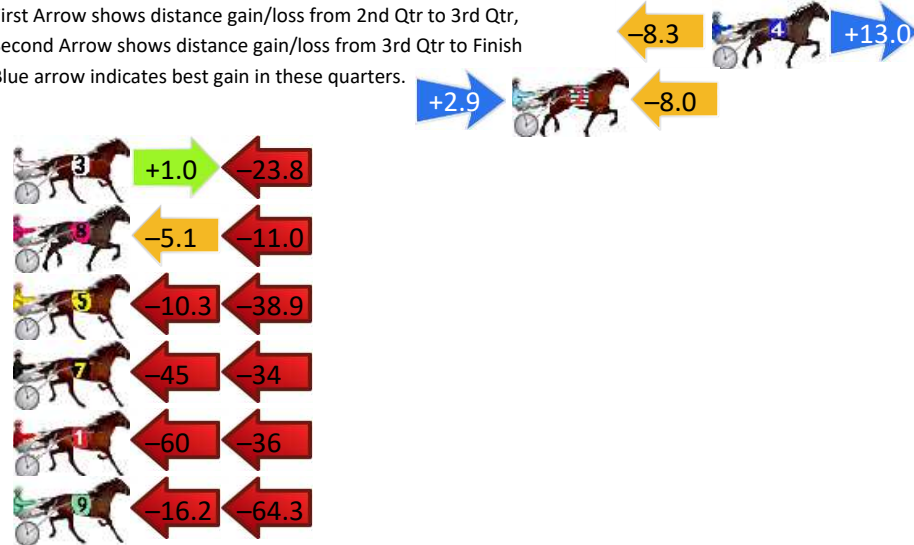
Gross Time: 2:47.30 MileRate: 1:58.60 LeadTime: 48.00s First Qtr: 30.80s Second Qtr: 30.40s Third Qtr: 29.10s Fourth Qtr: 29.00s

DATA TABLE: 800 / 400 Posi's are position from leader and (how wide the horse was at that position)

NoHorse	Plc	Mar	800 Posi	400 Posi	Time	3rd Qtr	4th Qt
4 THE PREACHER	1	0.0m	4.7m (0)	13.0m (1)	2:47.30	29.70s	28.06s
2 MUNNY THE MUNSTER	2	8.0m	2.9m (1)	0.0m (0)	2:47.91	28.89s	29.61s
3 BROTHER MOUNTAIN	3	30.7m	7.9m (1)	6.9m (1)	2:49.64	29.03s	30.84s
8 SYDTHESLOTH	4	40.4m	24.3m (0)	29.4m (0)	2:50.37	29.46s	29.95s
5 ICONIC IMAGE	5	49.2m	0.0m (0)	10.3m (0)	2:51.04	29.84s	32.00s
7 LIFE ON THE HILL	6	98.0m	19.9m (0)	64.5m (0)	2:54.76	32.32s	31.80s
1 AFRICAN GALA	7	105.5m	10.5m (0)	70.1m (0)	2:55.33	33.40s	31.97s
9 KICKING HORSE	8	191.1m	110.6m (0)	126.8m (0)	3:01.84	30.26s	34.38s

Finish Position and metres gained

First Arrow shows distance gain/loss from 2nd Qtr to 3rd Qtr, Second Arrow shows distance gain/loss from 3rd Qtr to Finish
Blue arrow indicates best gain in these quarters.



Wagga Riverina Race 8 Distance 1740m

Tuesday, 19 May 2026

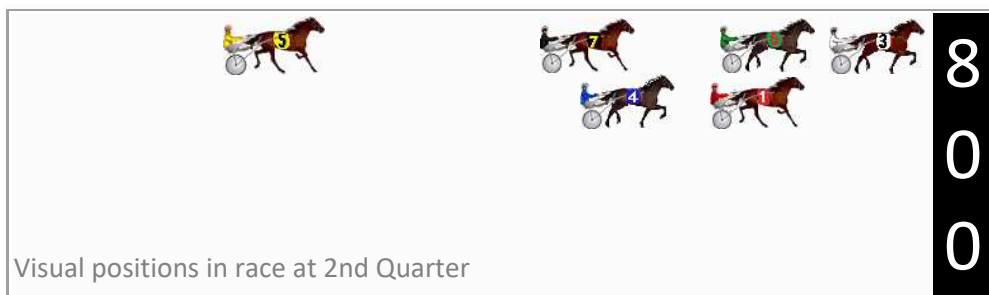
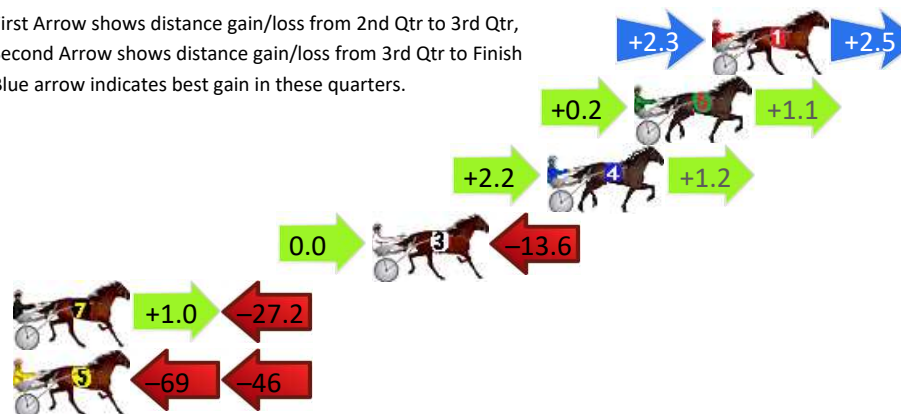
Gross Time: 2:09.40 MileRate: 1:59.70 LeadTime: 9.30s First Qtr: 30.80s Second Qtr: 31.80s Third Qtr: 29.20s Fourth Qtr: 28.30s

DATA TABLE: 800 / 400 Posi's are position from leader and (how wide the horse was at that position)


NoHorse	Plc	Mar	800 Posi	400 Posi	Time	3rd Qtr	4th Qt
1 BUMPER CROP	1	0.0m	4.8m (1)	2.5m (1)	2:09.40	29.03s	28.12s
6 IM FRANKEE	2	3.1m	4.4m (0)	4.2m (0)	2:09.63	29.18s	28.23s
4 KYVALLEY DIXON	3	6.6m	10.0m (1)	7.8m (1)	2:09.89	29.03s	28.23s
3 MUSCLEM	4	13.6m	0.0m (0)	0.0m (0)	2:10.41	29.20s	29.31s
7 ELEGANT SPIRIT	5	37.8m	11.6m (0)	10.6m (0)	2:12.21	29.12s	30.35s
5 HALFYOURSHALFMIN E	6	137.8m	24.3m (0)	92.6m (0)	2:19.65	34.06s	31.93s

Finish Position and metres gained

First Arrow shows distance gain/loss from 2nd Qtr to 3rd Qtr, Second Arrow shows distance gain/loss from 3rd Qtr to Finish Blue arrow indicates best gain in these quarters.



Visual positions in race at 2nd Quarter



Visual positions in race at 3rd Quarter



Wagga Riverina Race 9 Distance 1740m

Tuesday, 19 May 2026

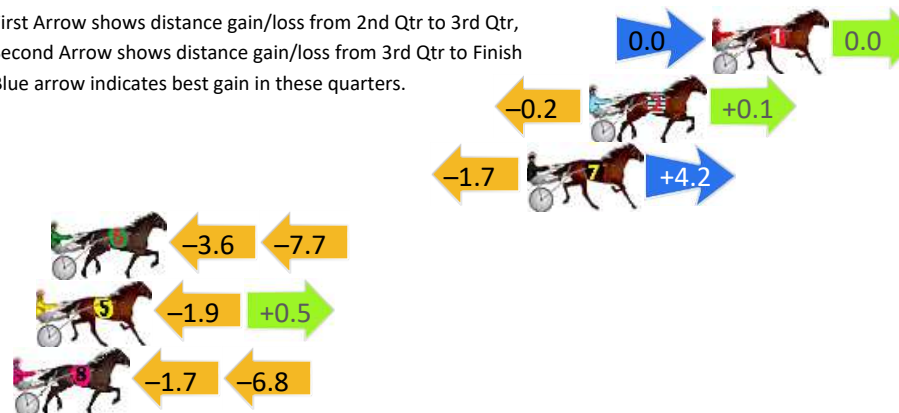
Gross Time: 2:11.60 MileRate: 2:01.80 LeadTime: 10.30s First Qtr: 32.00s Second Qtr: 31.00s Third Qtr: 30.10s Fourth Qtr: 28.20s

DATA TABLE: 800 / 400 Posi's are position from leader and (how wide the horse was at that position)

NoHorse	Plc	Mar	800 Posi	400 Posi	Time	3rd Qtr	4th Qt
1 VERBICI	1	0.0m	0.0m (0)	0.0m (0)	2:11.60	30.10s	28.20s
2 SUMTHIN DIFFERENT	2	4.9m	4.8m (0)	5.0m (0)	2:11.96	30.10s	28.20s
7 CORPORATE AFFAIRS	3	7.4m	9.9m (0)	11.6m (1)	2:12.15	30.20s	27.91s
6 SNOWITALL	4	26.5m	15.2m (0)	18.8m (0)	2:13.56	30.32s	28.80s
5 REGAL GALA	5	27.1m	25.7m (0)	27.6m (1)	2:13.61	30.18s	28.21s
8 LUCKY AVENUE	6	28.6m	20.1m (0)	21.8m (1)	2:13.72	30.18s	28.74s

Finish Position and metres gained

First Arrow shows distance gain/loss from 2nd Qtr to 3rd Qtr,
Second Arrow shows distance gain/loss from 3rd Qtr to Finish
Blue arrow indicates best gain in these quarters.



800

Visual positions in race at 2nd Quarter



400

Visual positions in race at 3rd Quarter



Wagga Riverina Race 10 Distance 2270m

Tuesday, 19 May 2026

Gross Time: 2:51.20 MileRate: 2:01.40 LeadTime: 50.40s First Qtr: 32.40s Second Qtr: 30.80s Third Qtr: 29.10s Fourth Qtr: 28.50s

DATA TABLE: 800 / 400 Posi's are position from leader and (how wide the horse was at that position)

NoHorse	Plc	Mar	800 Posi	400 Posi	Time	3rd Qtr	4th Qt
3 ALDEBARAN ADA	1	0.0m	9.5m (1)	4.2m (0)	2:51.20	28.71s	28.20s
5 HALLEBESOFINE	2	3.8m	5.1m (1)	3.4m (1)	2:51.48	28.97s	28.54s
4 DESIRING DIAMONDS	3	8.0m	0.0m (0)	0.0m (0)	2:51.80	29.10s	29.10s
6 IM DREAMING	4	26.7m	13.0m (0)	10.3m (1)	2:53.20	28.90s	29.76s
1 RHAPSODY REIGN	5	58.4m	33.2m (0)	38.3m (0)	2:55.57	29.44s	30.13s
2 JILLIBY AURA	6	84.2m	18.0m (0)	10.1m (0)	2:57.50	28.52s	34.08s

Finish Position and metres gained

First Arrow shows distance gain/loss from 2nd Qtr to 3rd Qtr, Second Arrow shows distance gain/loss from 3rd Qtr to Finish Blue arrow indicates best gain in these quarters.

