

Bathurst Race 1 Distance 1730m

Wednesday, 20 May 2026


Gross Time: 2:05.60 MileRate: 1:56.90 LeadTime: 8.50s First Qtr: 28.70s Second Qtr: 30.30s Third Qtr: 28.70s Fourth Qtr: 29.40s

DATA TABLE: 800 / 400 Posi's are position from leader and (how wide the horse was at that position)

No	Horse	Plc	Mar	800 Posi	400 Posi	Time	3rd Qtr	4th Qt
6	ROCKIN IN PARADISE	1	0.0m	19.5m (1)	16.6m (2)	2:05.60	28.51s	28.20s
3	TASBMIKI	2	0.1m	15.0m (1)	13.6m (3)	2:05.61	28.61s	28.43s
4	ARTISTIC SCOTT	3	1.3m	4.2m (0)	4.2m (0)	2:05.70	28.70s	29.20s
10	BOLERO	4	2.8m	11.1m (1)	9.4m (2)	2:05.82	28.59s	28.94s
8	LETTUCE GO MIKI	5	6.5m	13.2m (0)	12.2m (1)	2:06.10	28.64s	29.02s
5	ZEN MASTER	6	7.9m	6.9m (1)	5.3m (2)	2:06.21	28.59s	29.63s
2	TIME TO DANCE	7	9.5m	2.1m (1)	0.8m (1)	2:06.33	28.61s	30.07s
7	PAS DE CHEVAL	8	10.9m	23.7m (1)	16.1m (0)	2:06.44	28.17s	29.08s
1	LAYLA SHANNON	9	11.9m	0.0m (0)	0.0m (0)	2:06.52	28.70s	30.32s
9	MAMMALS GIRL	10	12.0m	9.0m (0)	8.3m (0)	2:06.53	28.66s	29.73s

Finish Position and metres gained

First Arrow shows distance gain/loss from 2nd Qtr to 3rd Qtr, Second Arrow shows distance gain/loss from 3rd Qtr to Finish Blue arrow indicates best gain in these quarters.



800

Visual positions in race at 2nd Quarter



400

Visual positions in race at 3rd Quarter



Bathurst Race 2 Distance 1730m

Wednesday, 20 May 2026


Gross Time: 2:04.40 MileRate: 1:55.80 LeadTime: 8.00s First Qtr: 29.40s Second Qtr: 30.40s Third Qtr: 28.40s Fourth Qtr: 28.20s

DATA TABLE: 800 / 400 Posi's are position from leader and (how wide the horse was at that position)

No	Horse	Plc	Mar	800 Posi	400 Posi	Time	3rd Qtr	4th Qt
10	TAPAGANOOSH	1	0.0m	10.9m (1)	9.4m (2)	2:04.40	28.29s	27.54s
7	FLIPTOP BOTTLESHOP	2	7.1m	12.8m (0)	12.2m (1)	2:04.93	28.36s	27.87s
2	BETTORS HOPE	3	8.1m	7.0m (1)	5.4m (1)	2:05.00	28.29s	28.42s
4	VAMOS	4	8.2m	3.0m (1)	1.1m (1)	2:05.01	28.27s	28.73s
1	MEMPHIS FURY	5	9.1m	4.3m (0)	4.0m (0)	2:05.07	28.38s	28.59s
9	IM DESIRABLE	6	9.7m	8.2m (0)	8.0m (0)	2:05.12	28.38s	28.36s
3	SLYX	7	10.1m	0.0m (0)	0.0m (0)	2:05.15	28.40s	28.95s
8	POPS LEGACY	8	11.2m	19.7m (1)	16.5m (2)	2:05.23	28.17s	27.87s
6	RIKIBREAL	9	14.1m	15.2m (1)	12.8m (3)	2:05.44	28.23s	28.34s

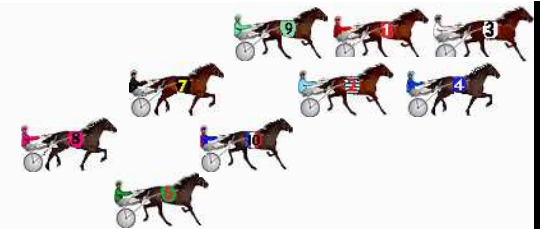
Finish Position and metres gained

First Arrow shows distance gain/loss from 2nd Qtr to 3rd Qtr, Second Arrow shows distance gain/loss from 3rd Qtr to Finish
Blue arrow indicates best gain in these quarters.



800

Visual positions in race at 2nd Quarter



400

Visual positions in race at 3rd Quarter



Bathurst Race 3 Distance 1730m

Wednesday, 20 May 2026


Gross Time: 2:02.60 MileRate: 1:54.00 LeadTime: 8.20s First Qtr: 28.00s Second Qtr: 29.80s Third Qtr: 28.00s Fourth Qtr: 28.60s

DATA TABLE: 800 / 400 Posi's are position from leader and (how wide the horse was at that position)

No	Horse	Plc	Mar	800 Posi	400 Posi	Time	3rd Qtr	4th Qt
7	CASSIUS DECK	1	0.0m	23.0m (0)	14.2m (2)	2:02.60	27.40s	27.60s
5	HAVEYOUCHECKEDIN	2	2.1m	18.5m (1)	10.2m (2)	2:02.76	27.43s	28.04s
4	BAXTER RED	3	5.7m	4.9m (0)	4.0m (0)	2:03.03	27.94s	28.75s
6	WHERE'S THE GOLD	4	6.5m	0.0m (0)	0.0m (0)	2:03.09	28.00s	29.09s
8	SMOOTH BUZZ	5	9.3m	14.2m (1)	6.3m (2)	2:03.30	27.45s	28.86s
2	KING TIGER	6	10.8m	12.1m (0)	8.5m (0)	2:03.41	27.76s	28.81s
3	SAINT VERAN	7	11.1m	17.2m (0)	12.5m (0)	2:03.43	27.68s	28.55s
1	I BET YOU	8	15.4m	9.3m (1)	2.0m (1)	2:03.76	27.49s	29.62s

Finish Position and metres gained

First Arrow shows distance gain/loss from 2nd Qtr to 3rd Qtr, Second Arrow shows distance gain/loss from 3rd Qtr to Finish
Blue arrow indicates best gain in these quarters.



8
0
0

Visual positions in race at 2nd Quarter



4
0
0

Visual positions in race at 3rd Quarter



Bathurst Race 4 Distance 1730m

Wednesday, 20 May 2026




Gross Time: 2:06.90 MileRate: 1:58.10 LeadTime: 8.30s First Qtr: 26.90s Second Qtr: 32.70s Third Qtr: 29.50s Fourth Qtr: 29.50s

DATA TABLE: 800 / 400 Posi's are position from leader and (how wide the horse was at that position)

No	Horse	Plc	Mar	800 Posi	400 Posi	Time	3rd Qtr	4th Qt
7	LUCKY PUNT	1	0.0m	12.4m (1)	4.6m (3)	2:06.90	28.93s	29.16s
10	DUN SPRUIKIN	2	3.9m	13.1m (0)	6.3m (1)	2:07.20	29.00s	29.34s
8	SATELLITE EXPRESS	3	4.5m	17.5m (0)	12.3m (1)	2:07.25	29.12s	28.95s
3	TENNESSEE KID	4	7.7m	3.7m (1)	1.9m (1)	2:07.50	29.37s	29.96s
2	MAJOR JEWEL	5	8.5m	4.4m (0)	4.6m (0)	2:07.56	29.52s	29.82s
9	ROLL TO THE TOP	6	10.4m	8.7m (0)	8.7m (0)	2:07.70	29.50s	29.66s
6	CAPITALISM	7	10.4m	8.1m (1)	4.6m (2)	2:07.70	29.25s	29.96s
5	SMOOTH CHAKRA	8	11.2m	17.1m (1)	8.7m (2)	2:07.77	28.89s	29.73s
4	FLUTTERING ANGEL	9	14.5m	0.0m (0)	0.0m (0)	2:08.02	29.50s	30.62s
1	SHAUN SHANNON	10	143.9m	87.8m (0)	95.2m (0)	2:18.03	30.04s	33.65s

Finish Position and metres gained

First Arrow shows distance gain/loss from 2nd Qtr to 3rd Qtr, Second Arrow shows distance gain/loss from 3rd Qtr to Finish
Blue arrow indicates best gain in these quarters.



Bathurst Race 5 Distance 1730m

Wednesday, 20 May 2026


Gross Time: 2:04.70 MileRate: 1:56.00 LeadTime: 8.30s First Qtr: 30.20s Second Qtr: 29.80s Third Qtr: 28.10s Fourth Qtr: 28.30s

DATA TABLE: 800 / 400 Posi's are position from leader and (how wide the horse was at that position)

No	Horse	Plc	Mar	800 Posi	400 Posi	Time	3rd Qtr	4th Qt
3	ART OF TERROR	1	0.0m	0.0m (0)	0.0m (0)	2:04.70	28.10s	28.30s
1	GRAYSON RED	2	4.0m	3.7m (0)	4.3m (0)	2:05.00	28.14s	28.30s
9	LEXYS ON SONG	3	5.8m	8.3m (0)	8.6m (0)	2:05.13	28.12s	28.13s
8	BUDDY BRILLIANCE	4	7.7m	1.0m (1)	0.9m (1)	2:05.27	28.09s	28.81s
10	BETTOR KEPPEL	5	11.1m	12.3m (0)	12.6m (0)	2:05.53	28.12s	28.25s
7	IBBIN NADIA	6	11.9m	6.5m (1)	6.0m (1)	2:05.58	28.07s	28.76s
6	FIRESTORM RED	7	14.6m	19.6m (1)	17.4m (1)	2:05.79	27.95s	28.17s
5	PRINCE OF PEACE	8	14.7m	16.6m (0)	17.1m (0)	2:05.79	28.14s	28.19s
4	HOLY CAMP DILLON	9	15.8m	15.3m (1)	14.3m (2)	2:05.87	28.03s	28.47s
2	MOS LONDON	10	20.7m	11.0m (1)	11.7m (1)	2:06.24	28.15s	29.02s

Finish Position and metres gained

First Arrow shows distance gain/loss from 2nd Qtr to 3rd Qtr, Second Arrow shows distance gain/loss from 3rd Qtr to Finish
Blue arrow indicates best gain in these quarters.



800

Visual positions in race at 2nd Quarter



400

Visual positions in race at 3rd Quarter



Bathurst Race 6 Distance 2260m

Wednesday, 20 May 2026


Gross Time: 2:43.40 MileRate: 1:56.40 LeadTime: 45.00s First Qtr: 30.60s Second Qtr: 29.80s Third Qtr: 28.60s Fourth Qtr: 29.40s

DATA TABLE: 800 / 400 Posi's are position from leader and (how wide the horse was at that position)

No	Horse	Plc	Mar	800 Posi	400 Posi	Time	3rd Qtr	4th Qt
4	CHICAGO BART	1	0.0m	20.1m (1)	16.1m (3)	2:43.40	28.33s	28.24s
3	HUNTER SHANNON	2	4.8m	8.0m (1)	5.0m (1)	2:43.77	28.39s	29.41s
7	REBOUNDER	3	10.2m	18.0m (0)	17.2m (0)	2:44.19	28.56s	28.95s
8	ALWAYSBMYPONY	4	15.0m	13.5m (0)	13.0m (0)	2:44.56	28.58s	29.62s
1	MAC THUNDER	5	26.7m	4.5m (0)	4.2m (0)	2:45.46	28.58s	31.16s
2	GO WITHOUT	6	26.9m	0.0m (0)	0.0m (0)	2:45.47	28.60s	31.47s
10	CARBAGANOOSH	7	27.2m	16.2m (1)	12.5m (2)	2:45.50	28.35s	30.60s
9	COLLECT A DIME	8	28.9m	9.0m (0)	9.2m (0)	2:45.63	28.62s	30.97s
6	BETTING RANGER	9	38.0m	1.0m (1)	0.0m (1)	2:46.33	28.53s	32.33s
5	AUNTIE LOU	10	56.6m	12.2m (1)	13.3m (1)	2:47.76	28.69s	32.80s

Finish Position and metres gained

First Arrow shows distance gain/loss from 2nd Qtr to 3rd Qtr, Second Arrow shows distance gain/loss from 3rd Qtr to Finish
Blue arrow indicates best gain in these quarters.



800

Visual positions in race at 2nd Quarter



400

Visual positions in race at 3rd Quarter



Bathurst Race 7 Distance 1730m




Wednesday, 20 May 2026

Gross Time: 2:06.60 MileRate: 1:57.70 LeadTime: 8.30s First Qtr: 29.30s Second Qtr: 30.40s Third Qtr: 28.80s Fourth Qtr: 29.80s

DATA TABLE: 800 / 400 Posi's are position from leader and (how wide the horse was at that position)

No	Horse	Plc	Mar	800 Posi	400 Posi	Time	3rd Qtr	4th Qt
10	STUDLEIGH TITANIUM	1	0.0m	17.2m (1)	10.4m (2)	2:06.60	28.33s	29.04s
2	SMOKING SHANNON	2	4.2m	0.0m (0)	0.0m (0)	2:06.93	28.80s	30.13s
4	ULTIMATE EQUUS	3	5.3m	17.6m (0)	15.9m (0)	2:07.01	28.70s	29.05s
3	MOVES LIKE MIKI	4	5.6m	22.2m (1)	17.6m (2)	2:07.04	28.49s	28.96s
9	ULTIMATE WAHINI	5	9.5m	8.9m (0)	8.2m (0)	2:07.34	28.76s	29.94s
6	LIVE VANCE	6	10.6m	13.1m (0)	12.4m (0)	2:07.43	28.76s	29.73s
1	IM HERE TO PARTY	7	13.2m	4.8m (0)	4.4m (0)	2:07.63	28.78s	30.51s
7	HONOLULU PRINCESS	8	14.2m	7.7m (1)	6.9m (1)	2:07.71	28.75s	30.41s
8	STAR CONNECTION	9	20.7m	28.4m (1)	19.5m (1)	2:08.22	28.19s	30.00s
5	WILLIEWA THUNDER	10	35.3m	12.7m (1)	13.2m (1)	2:09.36	28.85s	31.60s

Finish Position and metres gained



Bathurst Race 8 Distance 1730m

Wednesday, 20 May 2026



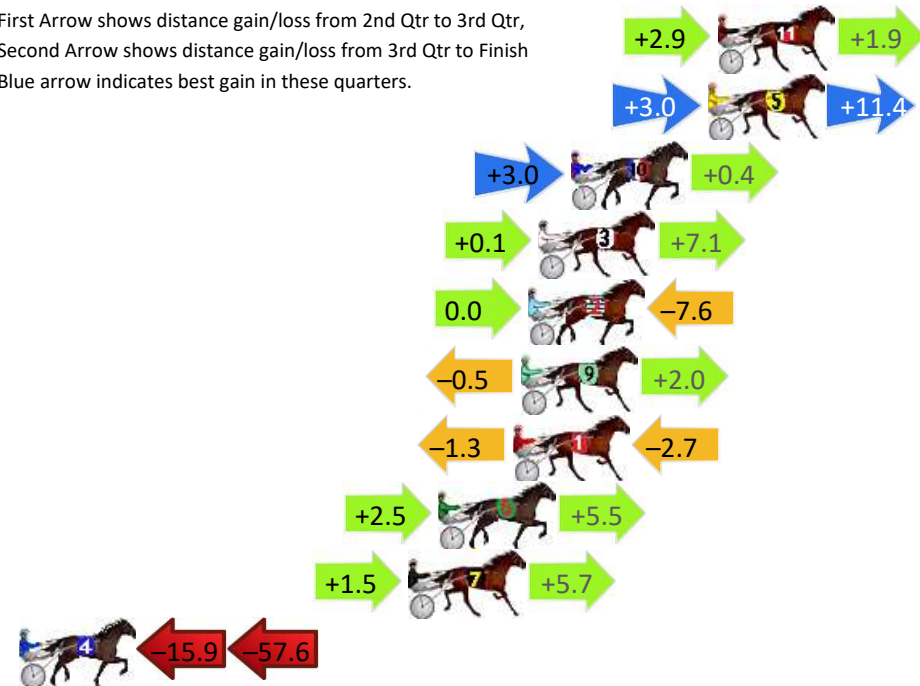
Gross Time: 2:08.10 MileRate: 1:59.10 LeadTime: 8.50s First Qtr: 30.80s Second Qtr: 30.10s Third Qtr: 29.10s Fourth Qtr: 29.60s

DATA TABLE: 800 / 400 Posi's are position from leader and (how wide the horse was at that position)

No	Horse	Plc	Mar	800 Posi	400 Posi	Time	3rd Qtr	4th Qt
11	WALLABY WAY	1	0.0m	4.8m (1)	1.9m (1)	2:08.10	28.89s	29.46s
5	HIGHVIEW BONNIE	2	0.4m	14.8m (1)	11.8m (1)	2:08.13	28.89s	28.77s
10	LUCKY JESS	3	5.9m	9.3m (1)	6.3m (1)	2:08.56	28.89s	29.60s
3	SURPRISE ARRIVAL	4	7.2m	14.4m (0)	14.3m (0)	2:08.66	29.10s	29.12s
2	STARBASE	5	7.6m	0.0m (0)	0.0m (0)	2:08.69	29.10s	30.19s
9	LUCKY GIRL	6	7.9m	9.4m (0)	9.9m (0)	2:08.71	29.14s	29.49s
1	ARCHIE ON BY	7	8.2m	4.2m (0)	5.5m (0)	2:08.74	29.20s	29.84s
6	HARBOUR VIEW	8	11.2m	19.2m (1)	16.7m (1)	2:08.97	28.93s	29.25s
7	OUR LOU	9	12.4m	19.6m (0)	18.1m (0)	2:09.06	29.00s	29.24s
4	CUT OF THE CASH	10	170.5m	97.0m (0)	112.9m (0)	2:21.33	30.32s	34.59s

Finish Position and metres gained

First Arrow shows distance gain/loss from 2nd Qtr to 3rd Qtr, Second Arrow shows distance gain/loss from 3rd Qtr to Finish
Blue arrow indicates best gain in these quarters.



Bathurst Race 9 Distance 1730m

Wednesday, 20 May 2026

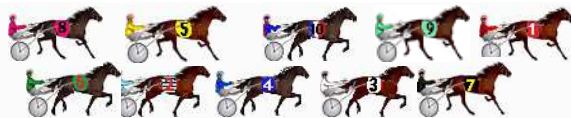

Gross Time: 2:07.70 MileRate: 1:58.80 LeadTime: 8.00s First Qtr: 29.30s Second Qtr: 30.80s Third Qtr: 30.70s Fourth Qtr: 28.90s

DATA TABLE: 800 / 400 Posi's are position from leader and (how wide the horse was at that position)

No	Horse	Plc	Mar	800 Posi	400 Posi	Time	3rd Qtr	4th Qt
9	MIDNIGHT CRIMES	1	0.0m	4.2m (0)	4.3m (0)	2:07.70	30.70s	28.58s
6	STUDLEIGH SUNRISE	2	0.4m	18.2m (1)	3.5m (3)	2:07.73	29.57s	28.67s
1	ULTIMATE ROCKER	3	1.9m	0.0m (0)	0.0m (0)	2:07.84	30.70s	29.04s
4	ZACHARY SHANNON	4	4.9m	10.6m (1)	4.1m (2)	2:08.07	30.19s	28.97s
8	RIVERINA FLASH	5	6.3m	18.9m (0)	11.6m (3)	2:08.18	30.12s	28.52s
10	TIGERNATOR	6	6.7m	8.7m (0)	9.2m (0)	2:08.21	30.72s	28.73s
3	DEAR DARLING	7	10.4m	6.4m (1)	6.2m (1)	2:08.49	30.67s	29.23s
5	ABSOLUTE WEAPON	8	10.8m	14.2m (0)	13.8m (1)	2:08.52	30.64s	28.70s
7	ALTA DOWNS	9	14.5m	2.5m (1)	1.4m (1)	2:08.80	30.61s	29.90s
2	SPARKLA	10	20.5m	14.6m (1)	10.0m (2)	2:09.25	30.33s	29.71s

Finish Position and metres gained

First Arrow shows distance gain/loss from 2nd Qtr to 3rd Qtr, Second Arrow shows distance gain/loss from 3rd Qtr to Finish
Blue arrow indicates best gain in these quarters.



800

Visual positions in race at 2nd Quarter



400

Visual positions in race at 3rd Quarter



Bathurst Race 10 Distance 1730m

Wednesday, 20 May 2026



Gross Time: 2:08.80 MileRate: 1:59.80 LeadTime: 8.20s First Qtr: 30.60s Second Qtr: 31.50s Third Qtr: 29.40s Fourth Qtr: 29.10s

DATA TABLE: 800 / 400 Posi's are position from leader and (how wide the horse was at that position)


No	Horse	Plc	Mar	800 Posi	400 Posi	Time	3rd Qtr	4th Qt
6	SONNY WRITER	1	0.0m	14.1m (1)	4.7m (1)	2:08.80	28.71s	28.76s
10	BOPPER	2	0.8m	0.0m (0)	0.0m (0)	2:08.86	29.40s	29.16s
1	REDEMPTION MISS	3	5.9m	9.7m (1)	0.8m (1)	2:09.25	28.75s	29.49s
7	BOOMER SHANNON	4	6.6m	4.7m (0)	4.4m (0)	2:09.30	29.38s	29.28s
5	HERESHOPINGSHANNON	5	7.0m	9.3m (0)	8.8m (0)	2:09.33	29.36s	28.99s
8	ROWLEY MINT	6	8.2m	20.7m (1)	8.8m (1)	2:09.43	28.53s	29.09s
3	A TRUE PHENOMENON	7	11.4m	21.4m (0)	12.7m (0)	2:09.67	28.76s	29.05s
9	FURYROCK	8	13.0m	25.0m (1)	13.5m (2)	2:09.79	28.55s	29.11s
2	GLINDA SHANNON	9	53.5m	33.9m (0)	34.7m (0)	2:12.88	29.44s	30.66s

Finish Position and metres gained

First Arrow shows distance gain/loss from 2nd Qtr to 3rd Qtr, Second Arrow shows distance gain/loss from 3rd Qtr to Finish. Blue arrow indicates best gain in these quarters.



Visual positions in race at 2nd Quarter



Visual positions in race at 3rd Quarter

